

# ANAND PUBLIC SCHOOL

# HAPPY HOLIDAYS

## DATESHEET FOR P.T-4 EXAMS (2025-26)

Date	Day	Nur.	L.KG	U.KG	I-III	IV-VIII
16 Jan, 2026	Friday	Eng.+Oral	Eng.+Oral	Eng.+Oral	English	English
20 Jan, 2026	Tuesday	Hindi+Oral	Hindi+Oral	Hindi+Oral	Hindi	Hindi
24 Jan, 2026	Saturday	Draw. & Rhymes	Draw. & Rhymes	Draw. & Rhymes	.....	Science
28 Jan, 2026	Wednesday	G.K & Conv.	G.K & Conv.	G.K & EVS	EVS	S.St.
30 Jan, 2026	Friday	Maths+Oral	Maths+Oral	Maths+Oral	Maths	Maths

## DATESHEET FOR FINAL MINOR EXAMS (2025-26)

31 Jan, 2026	English Creative + ASL (Speaking Skill + Listening Skill) + Phy. Edu.
02 Feb, 2026	English Dict.+Reading+Recitation+Calligraphy+Phy. Edu.
03 Feb, 2026	English Conv.+Reading+Music+Moral Value+Phy. Edu.
04 Feb, 2026	Hindi Dict.+Reading+Recitation+Calligraphy+Sanskrit/Punjabi Reading
05 Feb, 2026	Hindi Reading+Creative+Moral Value+Sanskrit/Punjabi Reading



**To encourage confidence, creativity, communication skills and joyful learning, students will prepare the following activities during the holidays and present them after reopening:**

**Short Skit / Drama** (up to 2 minutes)

Theme: Moral Values, Good Habits, Social Awareness or Festivals.



**Stage Show Event- “ATTENTION SEEKER”**

Selected performances will be showcased on stage.



**Ramp Walk (Compulsory Participation)**

All students will participate in a Ramp Walk to build confidence, stage presence, and self-expression.



**Prizes will be awarded to winners.**

**Note: Participation is mandatory for all students.**

## HOLIDAYS HOMEWORK CLASS - I

### ENGLISH:-

- Learn Dictation words 1 to 60 of term 2.
- Learn PT 4 syllabus. Do worksheets.
- Learn one short story for story telling competition.
- In writing book do page number 36 to 50
- Learn conversation topics:- 3, 4

### हिंदी:-

1 से 60 कठिन शब्द याद करो। सृजन लेख: मेरा मनपसंद उपहार। हिंदी सुलेख माला पूरी करें

**MATHS:-** Do given worksheet. Revise PT 4 syllabus

**GK:-** Learn all work done in notebook

**COMPUTER:-** Learn Lesson 5, 6

**DRAWING:-** Make a beautiful 3d Rabbit with colourful paper





4) Read the passage and answer the following question:-

A cat lives in house. It has strong and sharp teeth. It drinks milk. It has soft fur on the body. It runs here and there.

Answer the following questions:-

- 1) Where does the cat live?
- 2) What type of teeth it has?
- 3) What does it eat?
- 4) What does it drink?

5) Write few lines on the topic given below:-

My favourite Birthday gift


**HINDI WORKSHEET**

समान अर्थ वाले सही शब्दों के सामने (✓) का निशान लगाओ ।

- |          |   |       |       |
|----------|---|-------|-------|
| क) आकाश  | - | बादल  | आसमान |
| ख) शेर   | - | सिंह  | चीता  |
| ग) बाग   | - | खेत   | बगीचा |
| घ) बादल  | - | गगन   | मेघ   |
| ड) वर्षा | - | बारिश | बूँद  |
| च) नाव   | - | नौका  | नौका  |
| छ) घर    | - | गृह   | ग्रह  |

रिक्त स्थान भरो:-

1. लड़का मेज पर बैठकर ..... रहा है। ( लिख/खेल/खा )
2. दादी सोफे पर बैठकर ..... बुन रही है। ( स्वेटर/खिलौना/पेड़ )



3. लड़की फर्श पर ..... से खेल रही है। ( गुड़िया/गेंद/किताब )
4. आदमी सोफे पर बैठकर ..... पढ़ रहा है। ( अखबार/कहानी/कविता )
5. महिला रसोई में ..... बना रही है। ( खाना/पानी/घर )
6. बच्चा बिस्तर पर ..... रहा है। ( सो/दौड़/लिख )
7. मेज पर एक ..... रखा है। ( गुलदस्ता/खिलौना/जूता )

### MATHS WORKSHEET

#### 1) Multiply:-

6	3	5	7
x 4	x 3	x 6	x 3

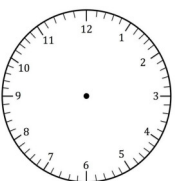
8	9	10	7
x 6	x 6	x 4	x 6

#### 2) Subtract:-

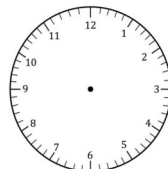
59	33	43	57
- 24	- 21	- 22	- 24

73	67	98	87
- 44	- 38	- 39	- 18

#### 3) Draw the hands

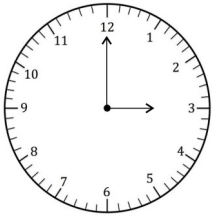


5 O'clock

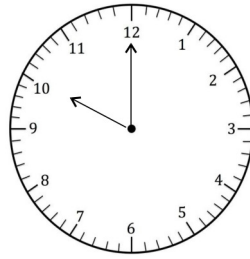


7 O'clock

4) Tell the time



\_\_\_\_\_



\_\_\_\_\_

5) Short form:-

3 hundred + 3 tens + 6 ones \_\_\_\_\_

5 hundred + 0 tens + 3 ones \_\_\_\_\_

400 + 50 + 6 \_\_\_\_\_

600 + 60 + 8 \_\_\_\_\_

6. Expanded form:-

567 = \_\_\_\_\_ hundred + \_\_\_\_\_ tens + \_\_\_\_\_ ones

446 = \_\_\_\_\_ + \_\_\_\_\_ + \_\_\_\_\_

394 = \_\_\_\_\_ + \_\_\_\_\_ + \_\_\_\_\_

406 = \_\_\_\_\_ + \_\_\_\_\_ + \_\_\_\_\_

7. Put the sign <, >, =

411 \_\_\_\_\_ 306

343 \_\_\_\_\_ 416

408 \_\_\_\_\_ 169

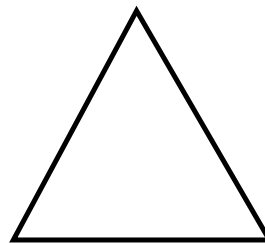
343 \_\_\_\_\_ 343

8. Define Triangle:-

1. \_\_\_\_\_

2. \_\_\_\_\_

3. \_\_\_\_\_



9. Dodging tables:-

3 x 4 = \_\_\_\_\_

7 x 5 = \_\_\_\_\_

6 x 5 = \_\_\_\_\_

5 x 9 = \_\_\_\_\_

8 x 8 = \_\_\_\_\_

4 x 6 = \_\_\_\_\_

9 x 5 = \_\_\_\_\_

2 x 8 = \_\_\_\_\_