

ANAND PUBLIC SCHOOL

HAPPY HOLIDAYS

DATESHEET FOR P.T-4 EXAMS (2025-26)

Date	Day	Nur.	L.KG	U.KG	I-III	IV-VIII
16 Jan, 2026	Friday	Eng.+Oral	Eng.+Oral	Eng.+Oral	English	English
20 Jan, 2026	Tuesday	Hindi+Oral	Hindi+Oral	Hindi+Oral	Hindi	Hindi
24 Jan, 2026	Saturday	Draw. & Rhymes	Draw. & Rhymes	Draw. & Rhymes	Science
28 Jan, 2026	Wednesday	G.K & Conv.	G.K & Conv.	G.K & EVS	EVS	S.St.
30 Jan, 2026	Friday	Maths+Oral	Maths+Oral	Maths+Oral	Maths	Maths

DATESHEET FOR FINAL MINOR EXAMS (2025-26)

31 Jan, 2026	English Creative + ASL (Speaking Skill + Listening Skill) + Phy. Edu.
02 Feb, 2026	English Dict.+Reading+Recitation+Calligraphy+Phy. Edu.
03 Feb, 2026	English Conv.+Reading+Music+Moral Value+Phy. Edu.
04 Feb, 2026	Hindi Dict.+Reading+Recitation+Calligraphy+Sanskrit/Punjabi Reading
05 Feb, 2026	Hindi Reading+Creative+Moral Value+Sanskrit/Punjabi Reading



To encourage confidence, creativity, communication skills and joyful learning, students will prepare the following activities during the holidays and present them after reopening:

Short Skit / Drama (up to 2 minutes)

Theme: Moral Values, Good Habits, Social Awareness or Festivals.



Stage Show Event- “ATTENTION SEEKER”

Selected performances will be showcased on stage.



Ramp Walk (Compulsory Participation)

All students will participate in a Ramp Walk to build confidence, stage presence, and self-expression.



Prizes will be awarded to winners.

Note: Participation is mandatory for all students.

HOLIDAYS HOMEWORK

CLASS - V

ENGLISH:-

1. Do it on A4 sheet.

- (i) Write the poem "Laughing Song" with a picture on an A4 sheet.
- (ii) Write Synonyms 1 to 20 on an A4 sheet and decorate it.
- (iii) Write Antonyms 1 to 20 on an A4 sheet and decorate it.
- (iv) Write the Punctuation Marks neatly on an A4 sheet.
- (v) Solve Review-2 (Page no. 94-95) in English Grammar Book.

2. Fill in the blanks with suitable Conjunctions:

- (i) Would you like tea ___ coffee?
- (ii) We cannot go outside ___ it is raining.
- (iii) She studied hard ___ she passed the test.
- (iv) She baked the cake ___ it was her daughter's birthday.
- (v) ___ you try, you will not succeed.
- (vi) She is not only intelligent ___ kind.
- (vii) Neither Rohan ___ Mohan was present.
- (viii) I will wait ___ he comes.
- (ix) I studied ___ midnight.
- (x) Work carefully ___ you should fail.

3. Fill in the blanks with the Present Continuous form of the verb given in brackets:

- (i) Riya ___ a storybook right now. (read)
- (ii) I ___ a movie at the moment. (watch)
- (iii) They ___ the garden together. (clean)
- (iv) The woodcutters ___ the logs together. (tie)
- (v) The children ___ at the funny joke. (laugh)

(vi) He ___ football in the playground. (play)

4. Fill in the blanks with the Present Perfect Tense:

(i) They ___ the zoo. (visit)

(ii) ___ you ___ your homework? (do)

(iii) She ___ the new cartoon. (see)

(iv) The bus ___ just ___ the stand. (leave)

(v) I ___ a fish. (catch)

(vi) There is a new restaurant in the town. Have you ___ to it? (be)

(vii) Scientists ___ a new species of frog. (discover)

(viii) ___ they ___ the new grammar rules? (learn)

(ix) ___ he ___ the Principal? (meet)

(x) Technology ___ our lifestyle. (change)

5. Revise full syllabus of P.T.–4

English Literature: Ch – 12, 13

English Language: Ch – 15, 16, 26, 27

✚ Present Continuous Tense

✚ Present Perfect Tense

✚ Conjunctions

✚ Punctuation

5. Book Exercise

Match the following countries with the name of their units of money (currency):

- | | |
|-------------------|-------------------|
| 1. USA | a) Euro |
| 2. Russia | b) Dollar |
| 3. France | c) Taka |
| 4. India | d) Dinar |
| 5. Bangladesh | e) Pound Sterling |
| 6. United Kingdom | f) Ruble |
| 7. South Africa | g) Rupee |
| 8. Iraq | h) Rand |

6. Join the sentences using a Relative Pronoun. Underline the antecedent.

1. Gulshan met Sanjay yesterday. Gulshan is my boss.
2. The scary man is standing there. My friend saw him yesterday.
3. I found a book on my desk. It belongs to Rashi.
4. I gave you a shirt. It is torn.
5. The necklace is beautiful. My cousin gave it to me.

7. Complete the table below:

Present	Past	Past Participle
shine	—	shone
build	built	—
—	crept	crept
ring	—	rung
bite	—	bitten/bit
draw	drew	—
think	thought	—
buy	—	—
win	—	won
hear	—	—

HINDI:-

◆ Revise P.T-4 Syllabus

साहित्य – पाठ 11, 13

व्याकरण – पाठ 14, 15

पर्यायवाची – 31 से 40

विलोम शब्द – 24 से 46

भावार्थ – Page No. 99

◆ कठिन शब्द

Term-II लिखें (in Hindi Lit)

और अभ्यास करें N.B में

◆ प्रश्न लेख

(1) सर्दी की छुट्टियों में कहाँ घूमने गए?

(2) आवारा जानवरों के प्रति आप क्या भाव रखते हैं? वे उनकी सेवा कैसे करते हैं?

◆ पुनरावृत्ति प्रश्न पत्र

* पूर्ण करें (Pg-122, 123)

* वर्ग पहेली. (in Lang Book)

SANSKRIT:-

◆ Revise full syllabus of Final Term

◆ हरी सब्जियाँ खाने से क्या लाभ है?

हरी सब्जियों की फोटो लगाएँ व बनाएँ (in Skt N.B)

MATHS:-

1. Fill Ups:-

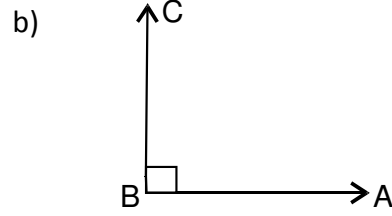
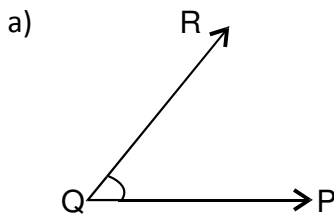
a. Area of Square: _____

b. Area of Rectangle: _____

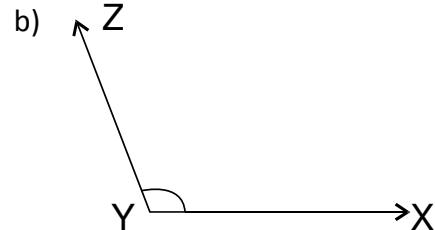
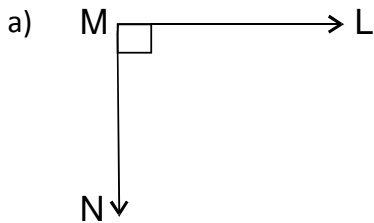
c. Perimeter of Square: $4 \times$ _____

d. Perimeter of Rectangle: $2 \times (\text{_____} + \text{_____})$

2. Write the Vertex and Arms of the following angles.



3. Name the Angle



4. Define Acute Angle.

5. Classify the Angles as Acute, Obtuse, Right or Straight Angles

146° , 90° , 47° , 180° , 89°

6. Using Protractor, Construct Angles:

90° , 75° , 120° , 40° , 30° , 150°

7. Find Perimeter of Triangle:-

$$a = 15 \text{ cm, } b = 20 \text{ cm, } c = 30 \text{ cm}$$

8. Find Perimeter of Equilateral Triangle

$$\text{Side} = 22 \text{ cm}$$

9. Find Perimeter of Rectangle

(a) Length = 25 cm, Breadth = 15 cm

(b) Length = 12 cm, Breadth = 9 cm

10. Find Perimeter of Square whose side is:

a. 13 cm b. 8 cm

11. Find Area of Square of side:

a. 35 cm b. 20.9 cm

12. Find Perimeter of Rectangle

a. Length = 23 cm, Breadth = 11 cm

b. Length = 11.5 cm, Breadth = 8.7 cm

13. Find Breadth of a Room whose area is 247 sq. cm and length is 19 cm.

14. Draw Bar Graph

Class	VI	VII	VIII	IX	X	XI	XII
No. of Stu.	27	46	35	24	40	25	55

15. Revise Page Numbers 179, 180, 181, 182 from Book.

Activity

→ Make 3D Square, Rectangle and Triangle.

→ Write about 5 Mathematicians and paste picture also.

→ Revise PT-4 Syllabus properly

Ch. 13, 14, 15

SOCIAL STUDIES:-

1. Paste pictures of Social reformers on notebook or A4 sheet and also write their roles.

2. Collect some information about the planets and write a paragraph on each.

3. Revise PT-4 syllabus (Ch – 7, 17)

SCIENCE:-

1) Revise full syllabus of PT-4

Ch – 10, 11 full + Case study

2) Draw diagrams in science notebook:

- ✚ Types of machines – (Ch-10)
- ✚ Molecules in solid, liquid and gas – (Ch-9)
- ✚ Solar eclipse and lunar eclipse – (Ch-11)
- ✚ Layers of atmosphere – (Ch-12)
- ✚ Composition of air by volume – (Ch-12)
- ✚ Sedimentation and decantation – (Ch-12)
- ✚ Layers of earth – (Ch-13)
- ✚ Phases of moon – (Ch-13)
- ✚ Draw the 3R cycle – (Ch-14)
- ✚ Rainwater harvesting – (Ch-15)
- ✚ Tsunami waves – (Ch-15)

MORAL VALUE:-

Revise Chapter – 7 & 12

GENERAL KNOWLEDGE:-

Revise Ch – 36, 37, 38, 43, 47, 48, 50, 52, 57, 58 (only parts), 59

COMPUTER:-

Revise Ch. 5, 6, 7, 8 (Book Ex. & Q/A)

Practical (for 10 marks):-

Making a Card in MS Word (Using Shapes & Clip Art)

PUNJABI:-

Revise full syllabus of Final Term

ਦਿਨਾਂ ਦੇ ਨਾਂ, ਦੇਸੀ ਮਹੀਨਿਆਂ ਦੇ ਨਾਂ, ਪੰਜ ਪੇਜ਼ 35 ਅੱਖਰੀ, ਬਿਹਾਰੀ ਤੋਂ ਕਨੇੜਾ ਮਾਤਰਾ ਦੇ 10&10 ਸ਼ਬਦ ਲਿਖੋ ।

DRAWING:-

Make a one beautiful paper hanging use colourful sheet.

