



# ANAND PUBLIC SCHOOL

“Summer vacation is the best time for families to slow down, reconnect, and spend meaningful ‘US’ time together.”

Dear Parents,

Summer Vacation offers a refreshing break for children - a chance to relax, explore, and rejuvenate. More than just a pause from school work, it's a precious time to nurture bonds, foster creativity and plant the seeds of values and memories that last a lifetime.

Children may not remember every toy they receive, but they will always carry the warmth of stories told, meals shared and moments spent with their loved ones. Let's use this opportunity to guide, support and connect with them in ways that matter most.

## Below are few suggestions:-

1. All homework must be written clearly and neatly.
2. Assignments should be completed independently by the students. Parental support is encouraged, but the effort should reflect the child's own capabilities.
3. Try conversing in English to help them be comfortable with the language.
4. Ensure that all work is completed within the given time frame.
5. Holidays homework will be assessed and carry weight in evaluations across all subjects.
6. Children are likely to follow their routine if we give them Positive instructions and lots of praise/appreciation for what they do right.
7. Science week is celebrated in the month of July to enhance the scientific attitude.
8. Encourage daily reading. Cultivating a reading habit is key to lifelong learning.

## DATESHEET FOR P.T. - 2

DATE	Nur.	L.KG	U.KG
JULY 08, 2025	Eng.+Oral	Eng.+Oral	Eng.+Oral
JULY 11, 2025	Hindi+Oral	Hindi+Oral	Hindi+Oral
JULY 15, 2025	Drawing & Rhymes	Drawing & Rhymes	Drawing & Rhymes
JULY 18, 2025	G.K & Conv.	G.K & Conv.	G.K & E.V.S
JULY 22, 2025	Maths+Oral	Maths+Oral	Maths+Oral

**School will reopen on July 02, 2025 (Wednesday)**

Holidays Homework will be uploaded on E-Care and our website.  
Wishing You all a joyful, relaxing and enriching Summer Break  
Enjoy, Enrich, Empower!





# English

Name : \_\_\_\_\_



















Class : \_\_\_\_\_

Sec : \_\_\_\_\_



Trace the given lines.

Date .....

Teacher's Sign .....

3

Good

☐

Very Good

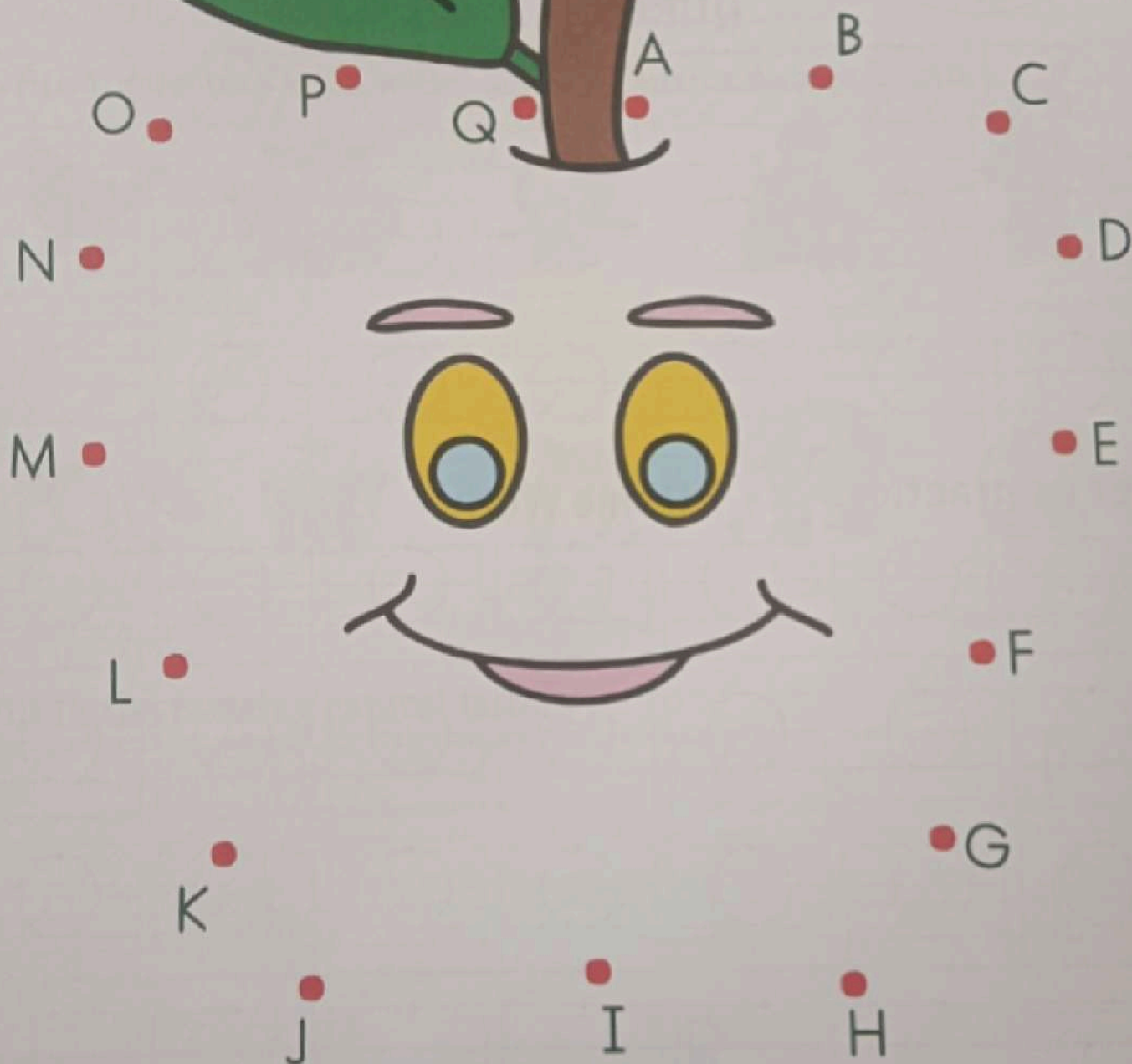
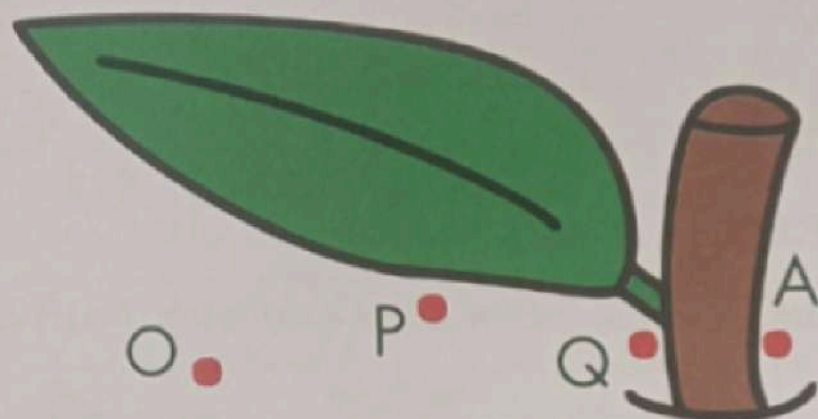
☐

Excellent

☐

Join the capital letters to complete the picture.  
Also colour it.

Date \_\_\_\_\_



See the picture and circle the correct letter.

Date \_\_\_\_\_



B      A      C



B      A      C



A      B      D



D      B      A



B      C      A


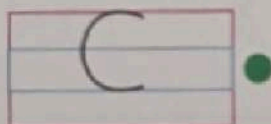

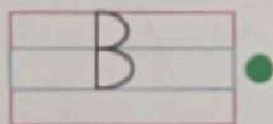
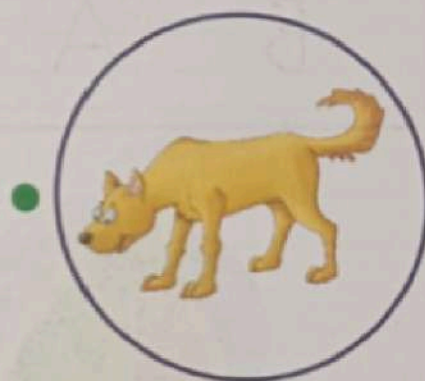

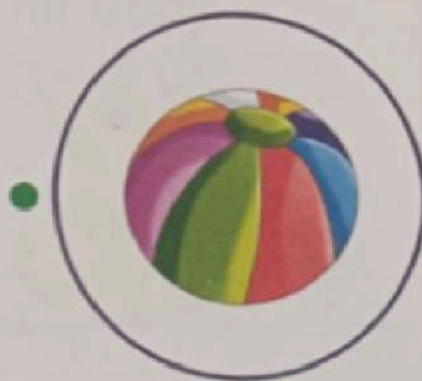
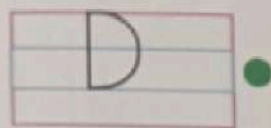


C      B      A



Match the letter with the picture :

Date \_\_\_\_\_



Write the letters with which each picture's names begin.

Date \_\_\_\_\_



\_\_\_\_\_

\_\_\_\_\_

\_\_\_\_\_



\_\_\_\_\_

\_\_\_\_\_

\_\_\_\_\_



\_\_\_\_\_

\_\_\_\_\_

\_\_\_\_\_



\_\_\_\_\_

\_\_\_\_\_


\_\_\_\_\_



\_\_\_\_\_

\_\_\_\_\_

\_\_\_\_\_



\_\_\_\_\_

\_\_\_\_\_

\_\_\_\_\_



\_\_\_\_\_

\_\_\_\_\_

\_\_\_\_\_



\_\_\_\_\_

\_\_\_\_\_

\_\_\_\_\_








क ख ए ओ अ इ ई ल म  
स र ण प ह न भ

# हिन्दी
























































रेखाओं का अभ्यास कीजिए।




रेखाओं का अभ्यास कीजिए।























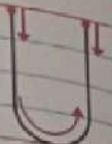
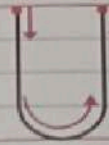
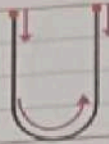
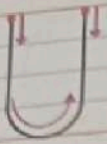




रेखाओं का अभ्यास कीजिए।





रेखाओं का अभ्यास कीजिए।





रेखाओं का अभ्यास कीजिए।





CLASS: \_\_\_\_\_

NAME: \_\_\_\_\_

SCHOOL: \_\_\_\_\_




Join the dots from 1 to 20 and colour the picture beautifully:






Join the dots from 1 to 10 and colour the picture beautifully :





Count and match.



1

3

4

5

2



Match the objects with their numbers :



3



2

4



1



6




5






Count the pictures in the box and circle the number.




12   8   13   7   2



4   10   14   5   9



11   14   16   6   15



15   2   5   11   6



10   9   15   14   1

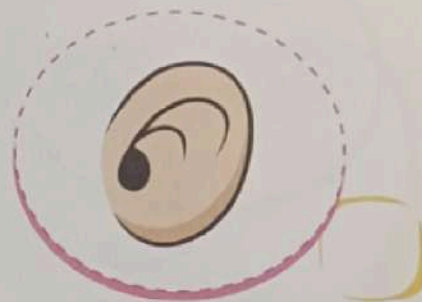
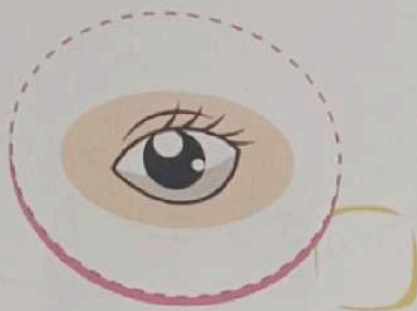


6   12   11   14   5

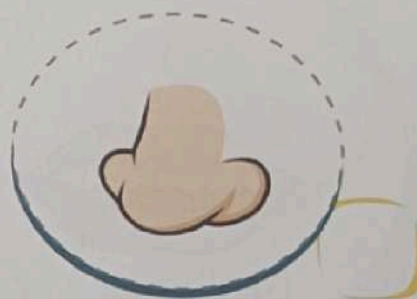
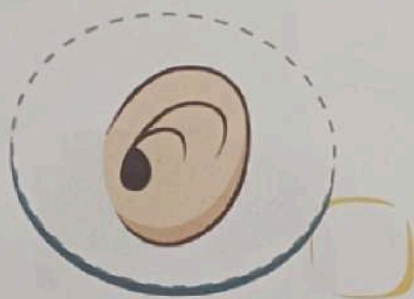
# Parts of the Body

Tick (✓) the correct picture.

1. eye



2. nose



3. ear





# Senses

Match the senses to the pictures.

see



smell




taste



touch



hear



# My Family Members

Tick (✓) your family members.



grandfather



grandmother



father



mother



brother





sister



# Animal Babies

Match the animals with their babies.



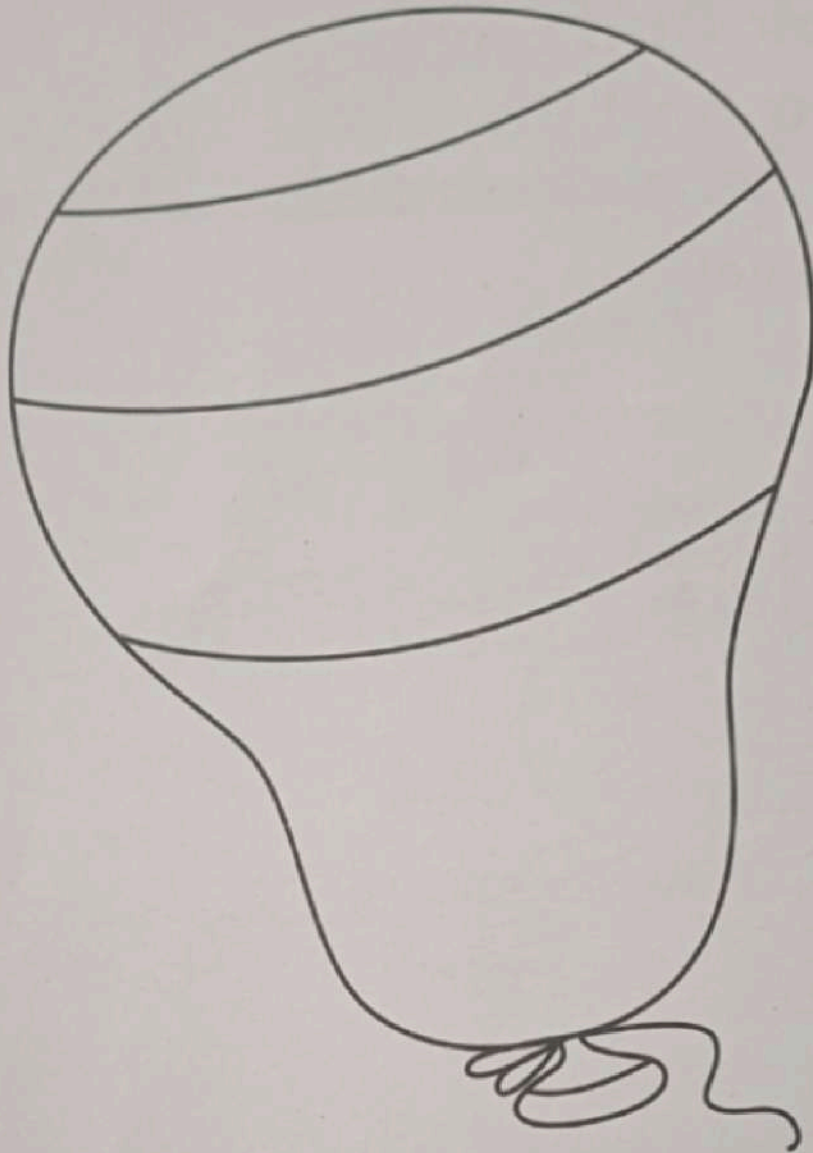
# Day and Night

Match the pictures.






**Colour the balloon.**



Colour the car.





Colour the doll.




Colour the frog.





**Colour the lion.**



Colour the monkey.

