






Standing Lines

Trace the lines. Use crayons. Begin at the ●. Stop at the ●.



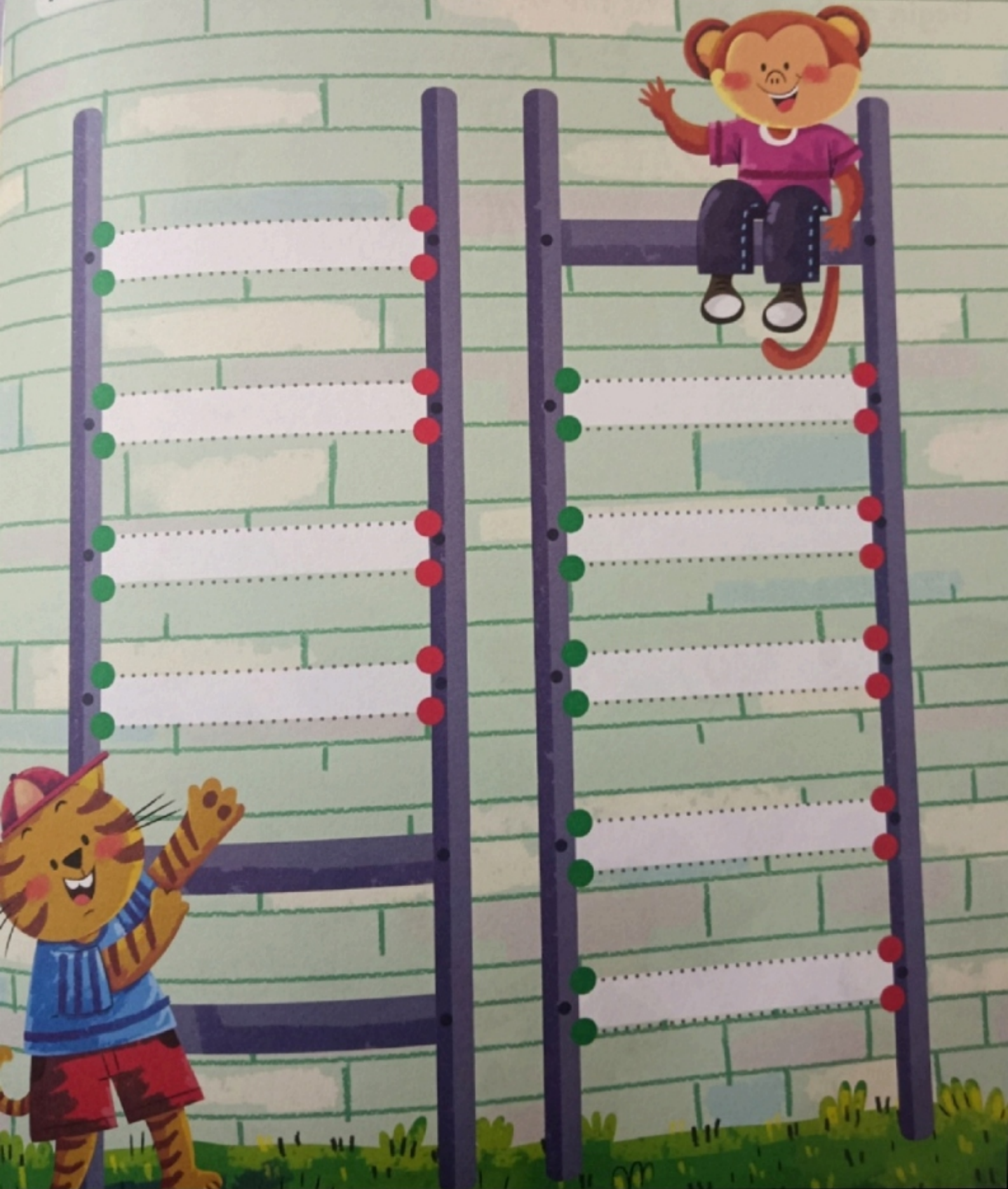
Introduction to Standing Lines

Trace over the dashes to complete the pattern using crayons.



Sleeping Lines

Trace the lines. Use crayons. Begin at the ●. Stop at the ●.








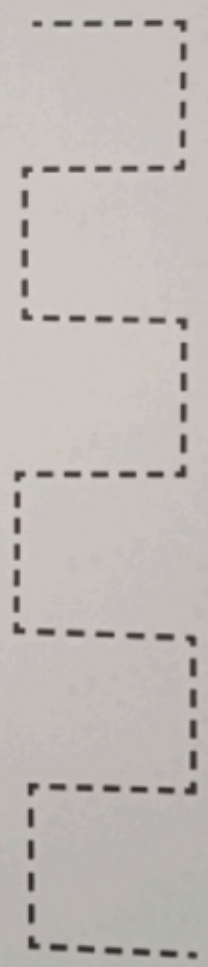

Slanting Lines

Trace the lines. Use crayons.
Begin at the ●. Stop at the ●.






Join the dashes to complete the patterns.



Trace the spirals over the outline of the lollipops and colour it.




Trace the dotted zig-zag lines.






Circle

Trace all the circles.



PATTERN
WRITING


Banana



Dolphin




Earbud Printing






ACTIVITY TIME



Finger Printing

Cotton Pasting



CRAFT WORK

1. Make a jokes with the help of different colourful sheets.
2. Make a sun with the help of different sparkle sheets.
3. Make a craft with the help of clay.

