



ANAND PUBLIC SCHOOL

“Summer vacation is the best time for families to slow down, reconnect, and spend meaningful ‘US’ time together.”

Dear Parents,

Summer Vacation offers a refreshing break for children - a chance to relax, explore, and rejuvenate. More than just a pause from school work, it's a precious time to nurture bonds, foster creativity and plant the seeds of values and memories that last a lifetime.

Children may not remember every toy they receive, but they will always carry the warmth of stories told, meals shared and moments spent with their loved ones. Let's use this opportunity to guide, support and connect with them in ways that matter most.

Below are few suggestions:-

1. All homework must be written clearly and neatly.
2. Assignments should be completed independently by the students. Parental support is encouraged, but the effort should reflect the child's own capabilities.
3. Try conversing in English to help the become portable with the language.
4. Ensure that all work is completed within the given time frame.
5. Holidays homework will be assessed and carry weight in evaluations across all subjects.
6. Children are likely to follow their routine if we give them Positive instructions and lots of praise/appreciation for what they do right.
7. Science week is celebrated in the month of July to enhance the scientific attitude.
8. Encourage daily reading. Cultivating a reading habit is key to lifelong learning.

DATESHEET FOR P.T.-2 EXAMS

DATE	Nur.	L.KG	U.KG
JULY 07, 2026	Eng. + Viva	Eng. + Viva	Eng. + Viva
JULY 10, 2026	Hindi + Viva	Hindi + Viva	Hindi + Viva
JULY 14, 2026	Drawing & Recitation with action	Drawing & Recitation with action	Drawing & Recitation with action
JULY 17, 2026	G.K & Conv.	G.K & Conv.	G.K & EVS
JULY 21, 2026	Maths + Viva	Maths + Viva	Maths + Viva

School will reopen on July 01, 2026 (Wednesday)

Holidays Homework will be uploaded on E-Care and our website.

**Wishing you all a joyful, relaxing and enriching Summer Break
Enjoy, Enrich, Empower!**



Happy Summer Holidays















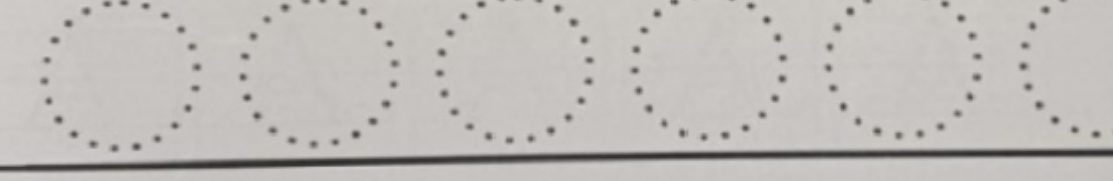







English

Name : _____
Class : _____
Sec : _____

Trace the given lines.

Date

Teacher's Sign

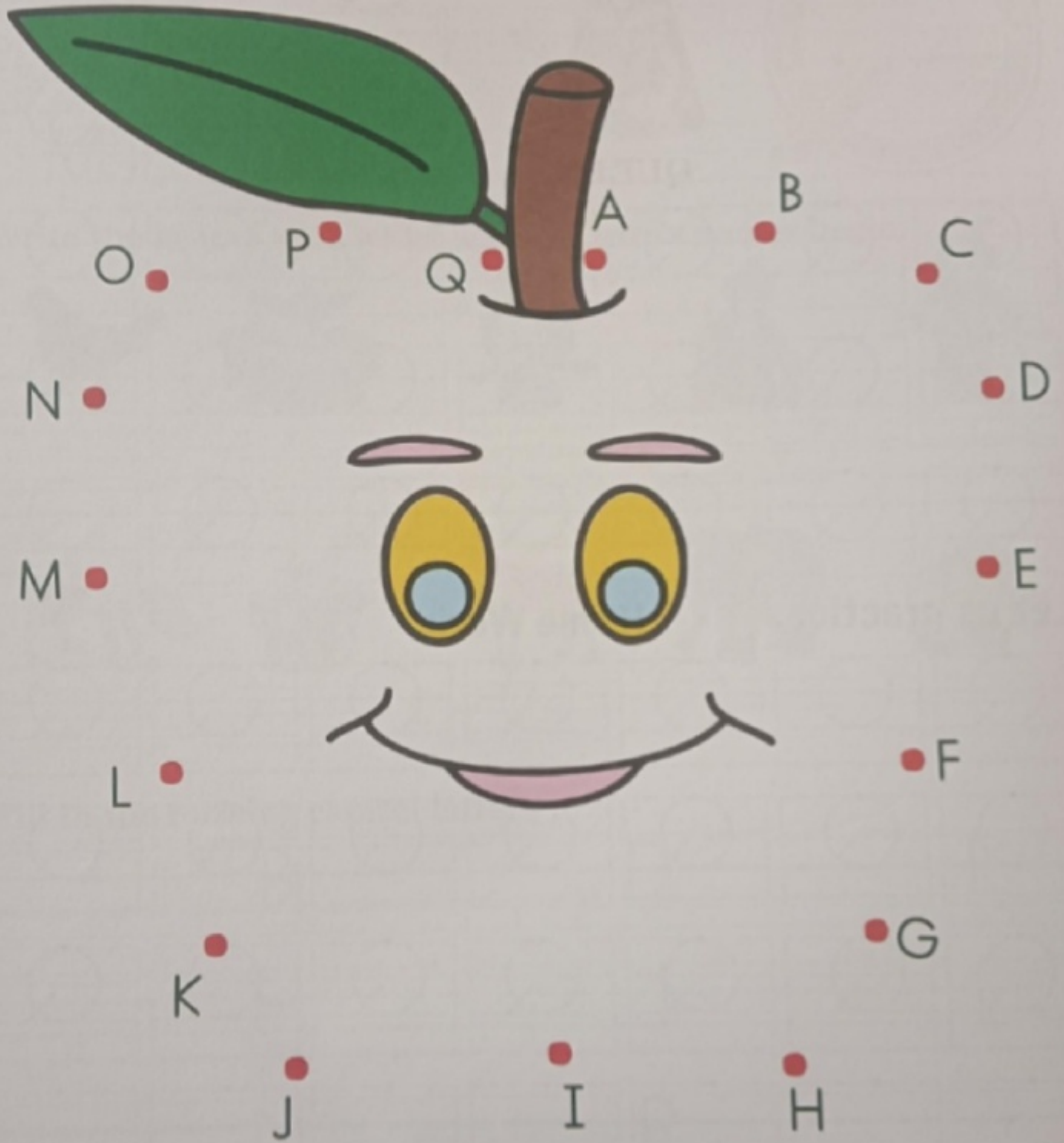
3

Good Very Good Excellent

Capital Letter Writing

Join the capital letters to complete the picture.
Also colour it.

Date _____



See the picture and circle the correct letter.

Date _____



B A C



B A C



A B D



D B A



B C A

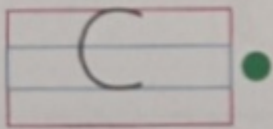
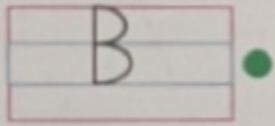
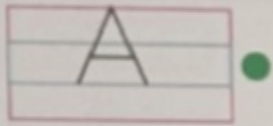
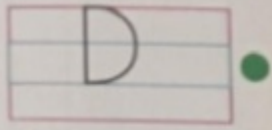


C B A

Letter Writing

Match the letter with the picture :

Date _____



Write the letters with which each picture's names begin.

Date _____



















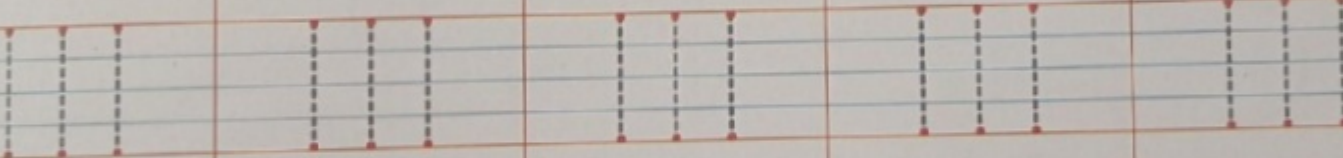



क स र ल प इ अ म
ख न ह ल अ भ
























































हिलो



रेखाओं का अभ्यास कीजिए।



रेखाओं का अभ्यास कीजिए।



रेखाओं का अभ्यास कीजिए।


Date

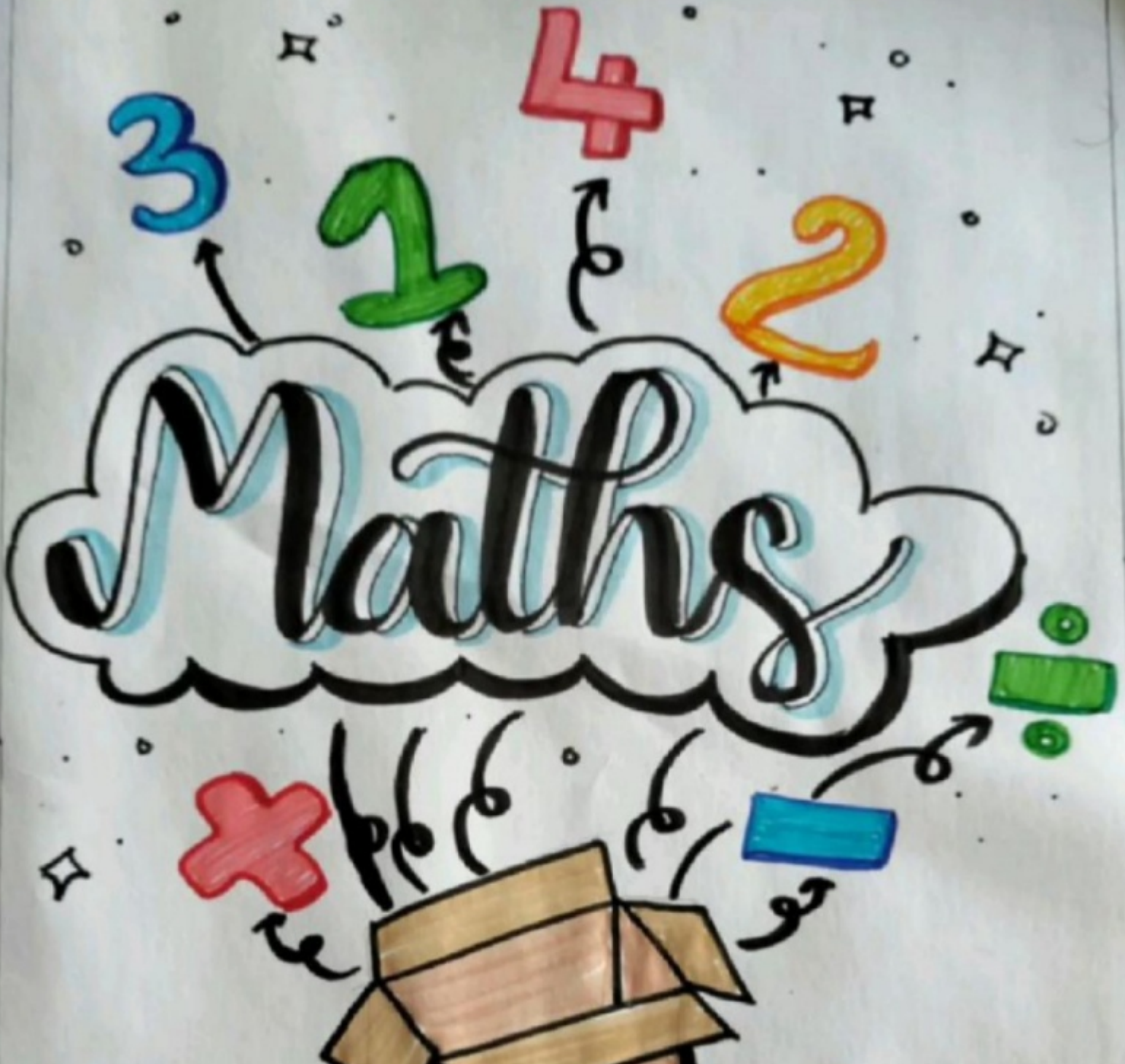
Handwriting practice grid for the Hindi character 'रेखाओं' (Rekhaon). The page is divided into five vertical columns and ten horizontal rows. Each row contains five examples of the character. The first row shows the character with a solid black outline and a red arrow indicating the stroke direction from top to bottom. The subsequent nine rows show the character with a dashed black outline, intended for tracing. Each character is positioned between the top and bottom lines of a four-line grid.

रेखाओं का अभ्यास कीजिए।

Handwriting practice grid for the Hindi letter 'U'. The grid consists of 10 rows and 5 columns. The first row contains five solid 'U' characters with red arrows indicating the stroke direction: two vertical lines down and a curved bottom. The second row contains five dashed 'U' characters for tracing. The remaining eight rows (rows 3-10) each contain five dashed 'U' characters for independent practice.

रेखाओं का अभ्यास कीजिए।





CLASS: _____

NAME: _____


SCHOOL: _____

Join the dots from 1 to 20 and colour the picture beautifully:






Join the dots from 1 to 10 and colour the picture beautifully :



Count and match.



1

3

4

5

2



Match the objects with their numbers :



3



2



4



1




6




5

Count the pictures in the box and circle the number.



12 8 13 7 2



4 10 14 5 9



11 14 16 6 15



15 2 5 11 6



10 9 15 14 1



6 12 11 14 5

Parts of the Body

Tick (✓) the correct picture.

1. eye



2. nose



3. ear



Senses

Match the senses to the pictures.

see



smell





taste



touch




hear



My Family Members

Tick (✓) your family members.



grandfather




grandmother




father



mother




brother



sister

Animal Babies

Match the animals with their babies.




Day and Night


Match the pictures.



Colour the balloon.



Colour the car.



Colour the doll.




Colour the frog.



Colour the lion.



Colour the monkey.



ENGLISH

