



ANAND PUBLIC SCHOOL

“Summer vacation is the best time for families to slow down, reconnect, and spend meaningful ‘US’ time together.”

Dear Parents,

Summer Vacation offers a refreshing break for children - a chance to relax, explore, and rejuvenate. More than just a pause from school work, it's a precious time to nurture bonds, foster creativity and plant the seeds of values and memories that last a lifetime.

Children may not remember every toy they receive, but they will always carry the warmth of stories told, meals shared and moments spent with their loved ones. Let's use this opportunity to guide, support and connect with them in ways that matter most.

Below are few suggestions:-

1. All homework must be written clearly and neatly.
2. Assignments should be completed independently by the students. Parental support is encouraged, but the effort should reflect the child's own capabilities.
3. Try conversing in English to help the become portable with the language.
4. Ensure that all work is completed within the given time frame.
5. Holidays homework will be assessed and carry weight in evaluations across all subjects.
6. Children are likely to follow their routine if we give them Positive instructions and lots of praise/appreciation for what they do right.
7. Science week is celebrated in the month of July to enhance the scientific attitude.
8. Encourage daily reading. Cultivating a reading habit is key to lifelong learning.

DATESHEET FOR P.T.-2 EXAMS

DATE	Nur.	L.KG	U.KG
JULY 07, 2026	Eng. + Viva	Eng. + Viva	Eng. + Viva
JULY 10, 2026	Hindi + Viva	Hindi + Viva	Hindi + Viva
JULY 14, 2026	Drawing & Recitation with action	Drawing & Recitation with action	Drawing & Recitation with action
JULY 17, 2026	G.K & Conv.	G.K & Conv.	G.K & EVS
JULY 21, 2026	Maths + Viva	Maths + Viva	Maths + Viva

School will reopen on July 01, 2026 (Wednesday)

Holidays Homework will be uploaded on E-Care and our website.

**Wishing you all a joyful, relaxing and enriching Summer Break
Enjoy, Enrich, Empower!**



Happy Summer Holidays





SUMMER

★ ASSIGNMENT ★



Dear Parent, ♥



The summer break is a great opportunity for children to relax, enjoy, and explore learning beyond the classroom. ★



We have prepared a set of fun, simple, and creative activities for your child to do during the holidays. ♥



Please encourage your child to complete these tasks with interest and joy. ★




Let us make learning fun this summer! ♥



Let us make this summer full of fun, learning, and happiness! ♥



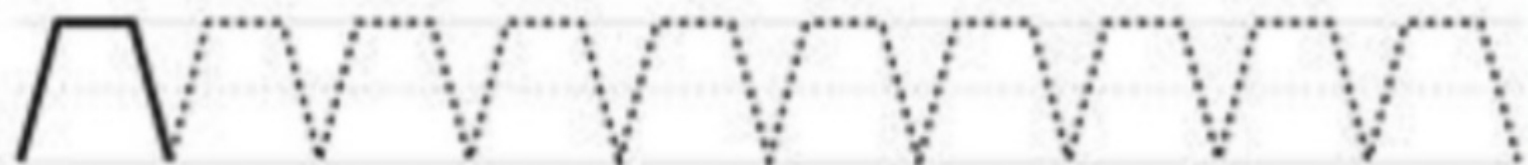
Homework Folder





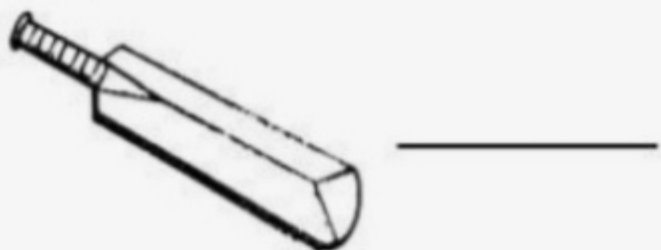
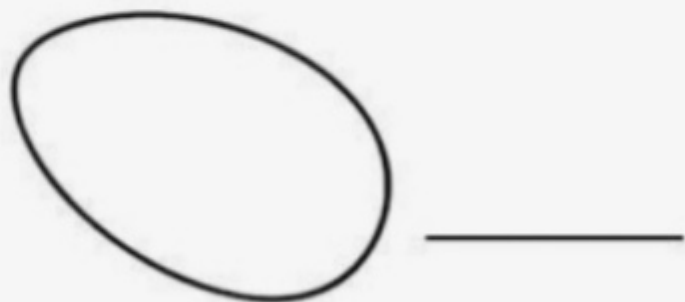
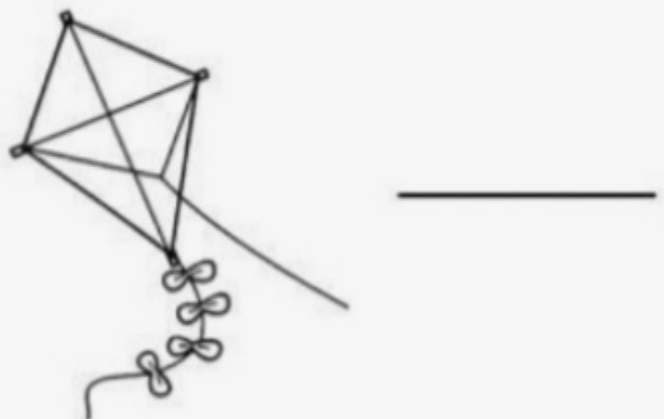
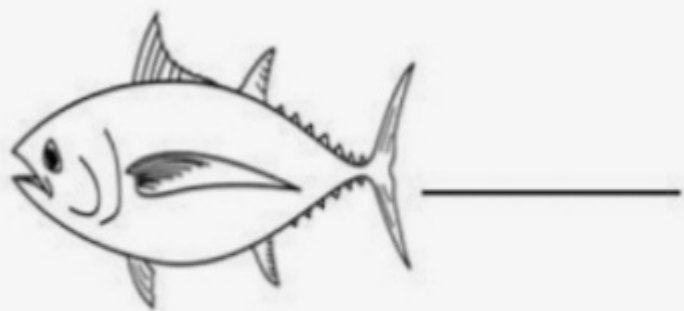
Student _____



Trace the Lines



Write the First Letter of Picture



Circle the correct picture.

A



B



C




D



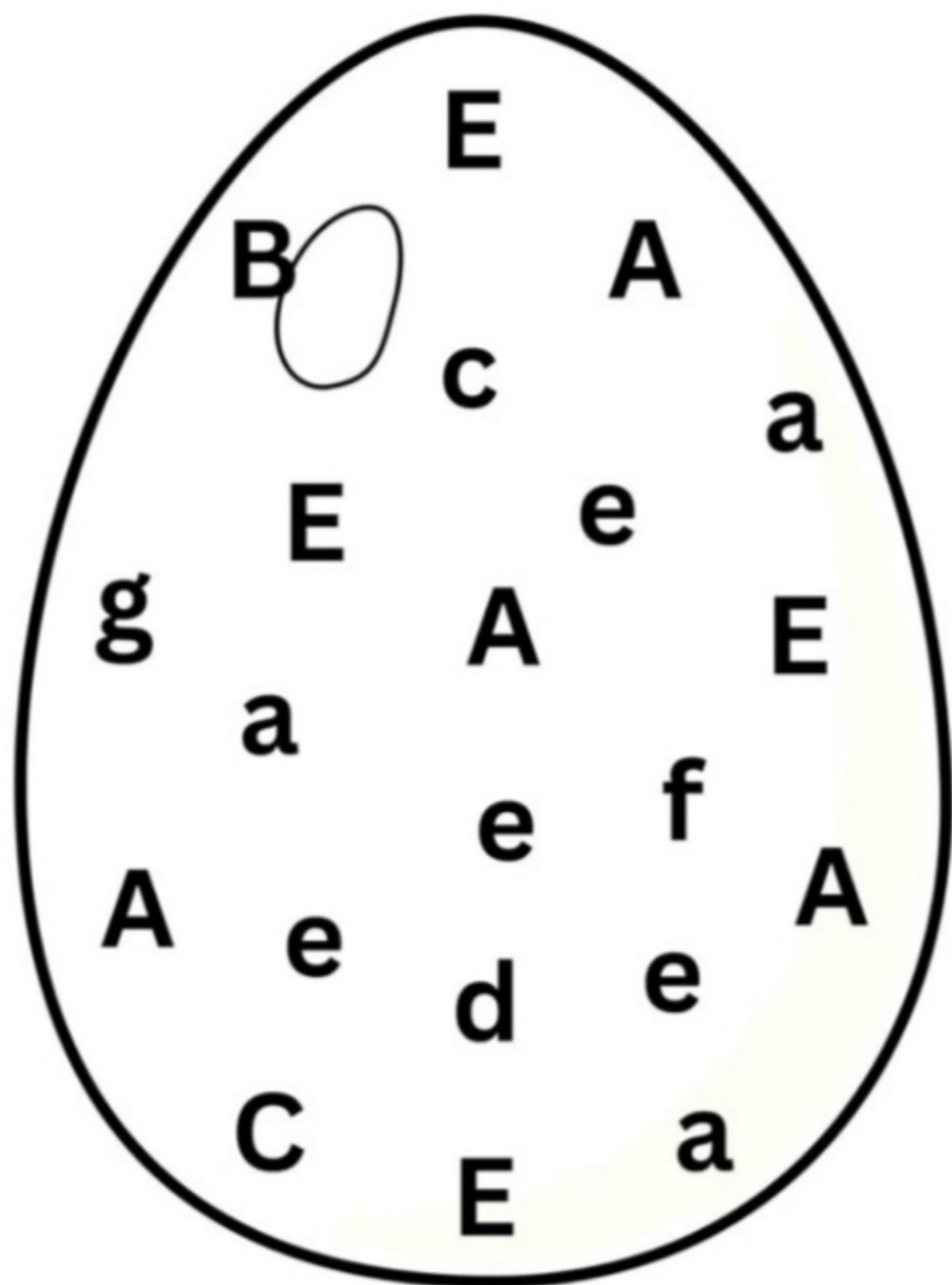
E



F



Identify and circle Letter Ee



3. Circle the odd letter.

A A H A A

C O C C C

K K X K K

B B B B D

J J J J L J

खाली स्थान भरो

अ	_____	इ	_____
उ	_____	ऋ	_____
ए	_____	औ	_____
	अः		

दिए गए वर्ण वाले चित्र के चारों ओर गोला (○) बनाए।

ऊ



ऋ



ए



ऐ



ओ





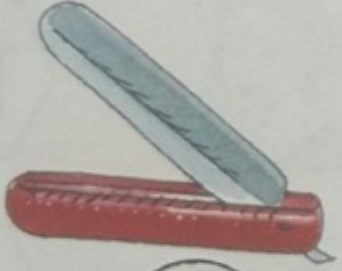


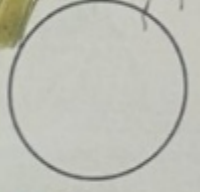
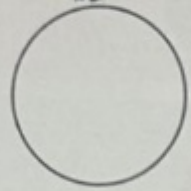
औ








अं



'इ' से आरंभ होने वाले चित्रों के नीचे दिए गोले में लाल रंग, 'ई' से आरंभ होने वाले चित्रों के नीचे दिए गोले में पीला रंग, व 'ऊ' से आरंभ होने वाले चित्रों के नीचे दिए गोले में नीला रंग, भरिए।



चित्र देखकर अक्षर लिखो :-



बीच का अक्षर लिखो

अ इ

उ ऋ

आ ए

ऊ य

इ उ

ए औ

ए ऊ

ऋ ऐ

ए औ

औ अं



Name: _____

Date: _____

MISSING NUMBER

Directions: Fill in the blank flowers below with correct number in order.

1

3

6

8

9

11

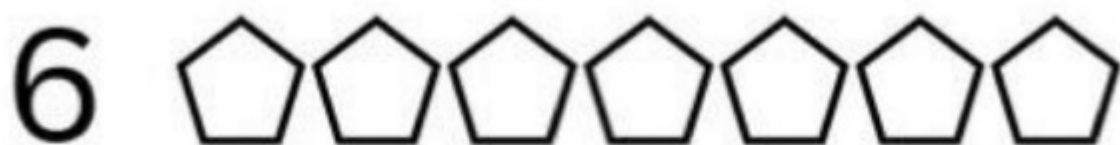


14

16

20

Count & Colour

Colour the shapes on the given numbers



Write the **Middle** number.

① ○ ③

⑩ ○ ⑫

④ ○ ⑥

⑫ ○ ⑭

⑤ ○ ⑦

⑬ ○ ⑮

③ ○ ⑤

⑮ ○ ⑰

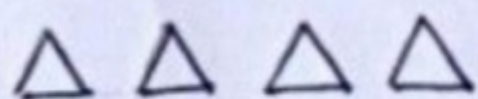
⑧ ○ ⑩

⑰ ○ ⑱

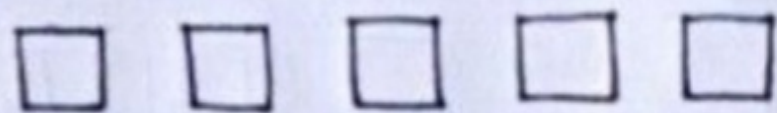
⑥ ○ ⑧

⑱ ○ ⑳


"Match with the number"




3




4




5



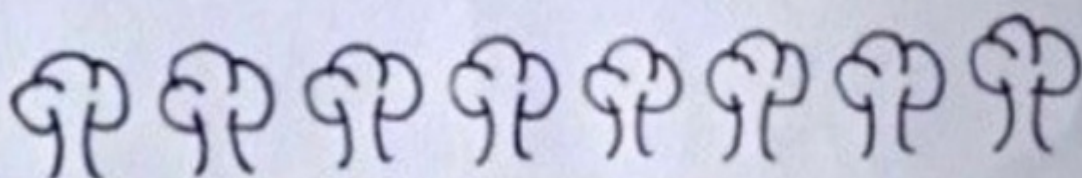
9



6



7




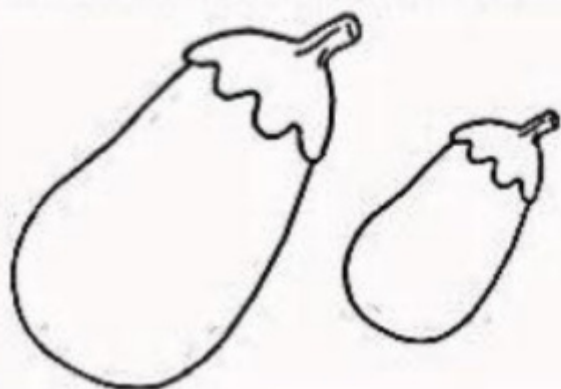
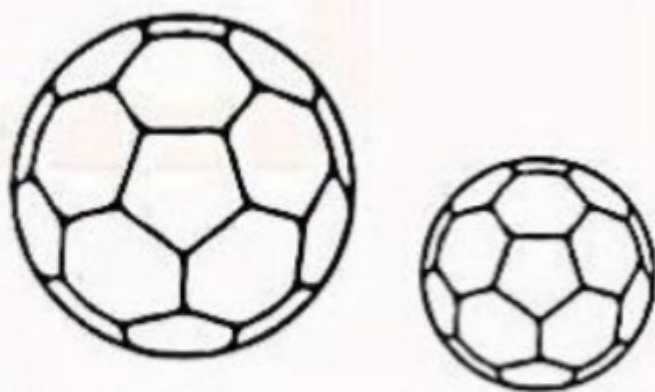



1



8

Big Or Small ?

Color the small object blue and big object red.



Match according to the weather.



Match the body parts.






All About Me!

My name is....





I am _ years old.

My birthday is:

My favorite color is





Self Portrait

My favorite food is




My favorite animal is...





Name: _____

Colour the healthy food



How Many?

name _____

I have



eyes

I have



mouth

I have



ears

I have



fingers

I have



legs

I have



arms

I have



toes

I have



nose

1 2 3 4 5 6 7 8 9 10

PEACOCK

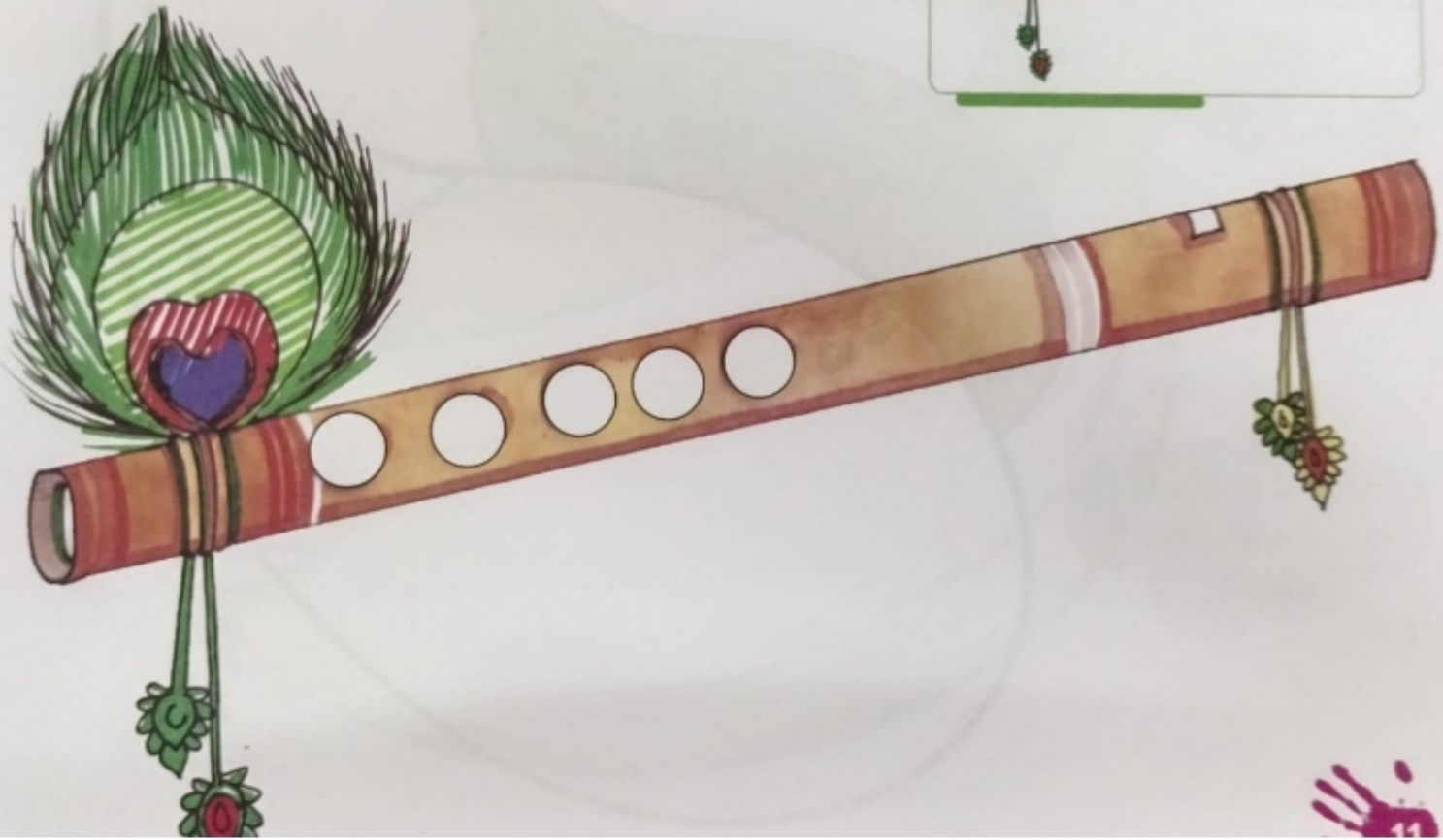
ladyfinger Impression

Cut the ladyfinger and dip in poster colour and give impressions on the peacock.




Janmasthanmi

Paste the buttons on this beautiful Bansuri.




Celebration of Freedom

Tear orange and green coloured sheet and paste them as shown.



39. JUICY WATERMELON


Colour the watermelon and paint its seeds with cotton swab by dipping it into paint tray and pushing it onto the drawing firmly.



Teacher's Note
Guide the students through this activity.

34. RAINBOW IN THE SKY

Colour the rainbow with crayons and paste the cotton on the clouds as shown in the image.



Facts

Rainbow is visible in the sky after the rain.

Teacher's Note
Tell the students about the