



ANAND PUBLIC SCHOOL

“Summer vacation is the best time for families to slow down, reconnect, and spend meaningful ‘US’ time together.”

Dear Parents,

Summer Vacation offers a refreshing break for children - a chance to relax, explore, and rejuvenate. More than just a pause from school work, it's a precious time to nurture bonds, foster creativity and plant the seeds of values and memories that last a lifetime.

Children may not remember every toy they receive, but they will always carry the warmth of stories told, meals shared and moments spent with their loved ones. Let's use this opportunity to guide, support and connect with them in ways that matter most.

Below are few suggestions:-

1. All homework must be written clearly and neatly.
2. Assignments should be completed independently by the students. Parental support is encouraged, but the effort should reflect the child's own capabilities.
3. Try conversing in English to help the become portable with the language.
4. Ensure that all work is completed within the given time frame.
5. Holidays homework will be assessed and carry weight in evaluations across all subjects.
6. Children are likely to follow their routine if we give them Positive instructions and lots of praise/appreciation for what they do right.
7. Science week is celebrated in the month of July to enhance the scientific attitude.
8. Encourage daily reading. Cultivating a reading habit is key to lifelong learning.

DATESHEET FOR P.T.-2 EXAMS

DATE	Nur.	L.KG	U.KG
JULY 07, 2026	Eng. + Viva	Eng. + Viva	Eng. + Viva
JULY 10, 2026	Hindi + Viva	Hindi + Viva	Hindi + Viva
JULY 14, 2026	Drawing & Recitation with action	Drawing & Recitation with action	Drawing & Recitation with action
JULY 17, 2026	G.K & Conv.	G.K & Conv.	G.K & EVS
JULY 21, 2026	Maths + Viva	Maths + Viva	Maths + Viva

School will reopen on July 01, 2026 (Wednesday)

Holidays Homework will be uploaded on E-Care and our website.

**Wishing you all a joyful, relaxing and enriching Summer Break
Enjoy, Enrich, Empower!**



Happy Summer Holidays



The cover features a vibrant beach scene. On the right, two palm trees with green fronds stand against a light blue sky with fluffy white clouds. A blue and white striped beach umbrella is open on the sand. In the foreground, there are colorful beach toys: a red bucket, a pink bucket, and a yellow shovel. A large, stylized blue wave is breaking on the left. In the bottom left corner, there is a white sandcastle with a red flag on top. The entire scene is framed by a dark blue border.

*Summer
Holidays
Homework*

Class- UKG

'A' sound words

Look at the pictures below. Say what you see out loud.
What do you hear? Add the missing letter on the blank.



b _ t



b _ g



c _ t



h _ t



_ n t



p _ n



j _ m



c _ r

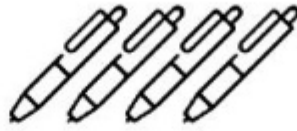


f _ n

One and many



pen



Blank handwriting lines for the word 'pens'.



apple



Blank handwriting lines for the word 'apples'.



dog



Blank handwriting lines for the word 'dogs'.



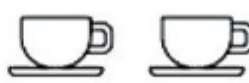
cat



Blank handwriting lines for the word 'cats'.



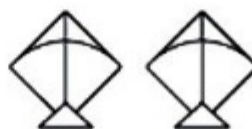
cup



Blank handwriting lines for the word 'cups'.

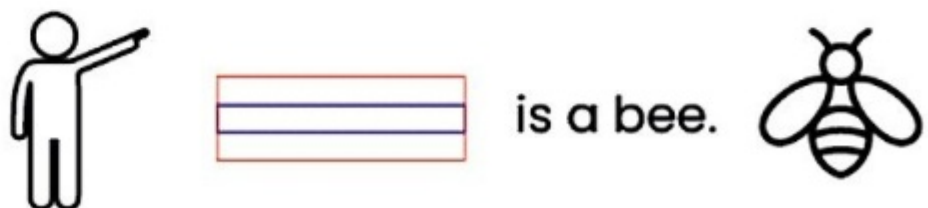
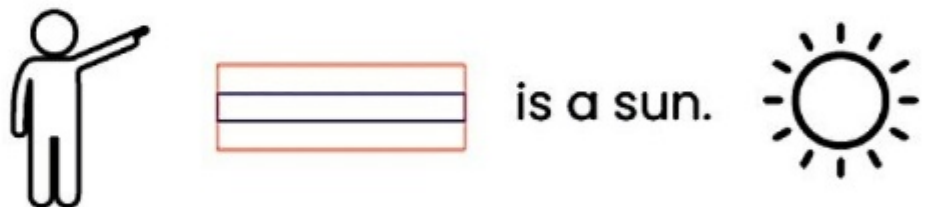
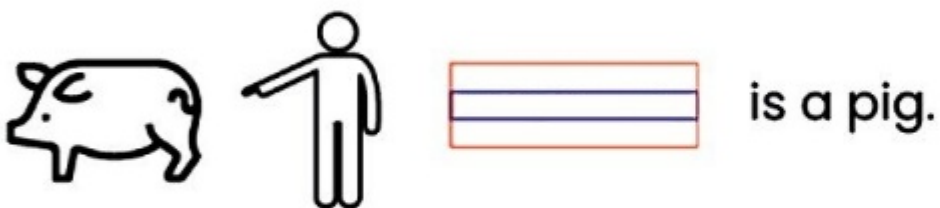
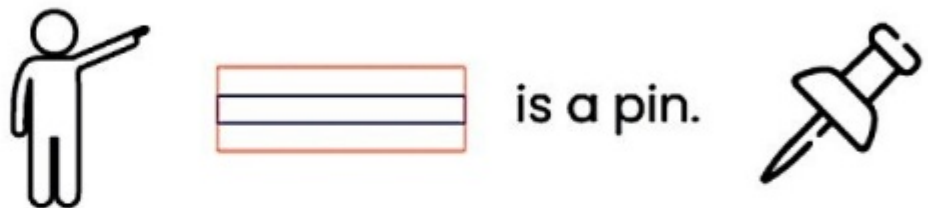
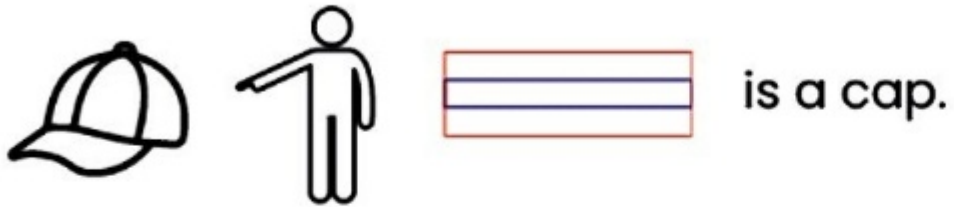


kite



Blank handwriting lines for the word 'kites'.

This or That



मेरा परिवार

गोले के सामने (✓) निशान लगाए आपके परिवार में कौन-कौन हैं?
यह कार्य अभिभावक के मार्गदर्शन में करें।



- | | | | | | |
|------|-----------------------|------|-----------------------|------|-----------------------|
| माँ | <input type="radio"/> | पिता | <input type="radio"/> | बुआ | <input type="radio"/> |
| नाना | <input type="radio"/> | दादा | <input type="radio"/> | भाई | <input type="radio"/> |
| नानी | <input type="radio"/> | दादी | <input type="radio"/> | बहन | <input type="radio"/> |
| मामा | <input type="radio"/> | ताऊ | <input type="radio"/> | चाचा | <input type="radio"/> |
| मामी | <input type="radio"/> | ताई | <input type="radio"/> | चाची | <input type="radio"/> |
| मौसा | <input type="radio"/> | मौसी | <input type="radio"/> | फूफा | <input type="radio"/> |

Short E

Say the name of each picture. Write the missing short vowel.



b _ _ d



l _ _ g



j _ _ t



h _ _ n



m _ _ n



g _ _ m



f _ _ d



r _ _ d



e _ _ sk



Instruction: // चित्र देखें और रिक्त स्थानों पर सही अक्षर लिखें।



गा__



__ना



चा__



__मान



राव__



आस__न



का__ज




बा__शा__



__प__न

शरीर के अंगों के नाम लिखिए।



आ की मात्रा

चित्र देखकर वाक्य पूरे करो -



सलमा _____ खा।



नगमा _____ पहन।



बरखा _____ पकड़।



रचना _____ मत बजा।



_____ मत जला।



_____ साफ कर।

Skip Counting by 1's



 START

101

○

○

○

○

○

○


○

○

○

109

○

 START

111

○

○

○

○

115

○


○

○

○

○

○

 START

121

○

○

○

○

○


127

○

○

○

○

 START

131

132

○

○

○


○

○

○

○

○

 START

141

○

○

○

○

145

○


○

148



○

○

चित्र के नीचे दिए हुए शब्द में से सही शब्द लिखो।



आम



तालाब तारा सात कान नाक दादा हाथ **आम** छाता चाय
जाल

MULTIPLICATION FLUENCY

Zero Facts

- $0 \times 0 =$ _____
- $0 \times 1 =$ _____
- $0 \times 2 =$ _____
- $0 \times 3 =$ _____
- $0 \times 4 =$ _____
- $0 \times 5 =$ _____
- $0 \times 6 =$ _____
- $0 \times 7 =$ _____
- $0 \times 8 =$ _____
- $0 \times 9 =$ _____
- $0 \times 10 =$ _____
- $0 \times 11 =$ _____
- $0 \times 12 =$ _____

Ones Facts

- $1 \times 0 =$ _____
- $1 \times 1 =$ _____
- $1 \times 2 =$ _____
- $1 \times 3 =$ _____
- $1 \times 4 =$ _____
- $1 \times 5 =$ _____
- $1 \times 6 =$ _____
- $1 \times 7 =$ _____
- $1 \times 8 =$ _____
- $1 \times 9 =$ _____
- $1 \times 10 =$ _____
- $1 \times 11 =$ _____
- $1 \times 12 =$ _____

Worksheet on 2 Times Table

$2 \times 0 = \underline{\hspace{2cm}}$

$2 \times 1 = \underline{\hspace{2cm}}$

$2 \times 2 = \underline{\hspace{2cm}}$

$2 \times 3 = \underline{\hspace{2cm}}$

$2 \times 4 = \underline{\hspace{2cm}}$

$2 \times 5 = \underline{\hspace{2cm}}$

$2 \times 6 = \underline{\hspace{2cm}}$

$2 \times 7 = \underline{\hspace{2cm}}$

$2 \times 8 = \underline{\hspace{2cm}}$

$2 \times 9 = \underline{\hspace{2cm}}$


$2 \times 10 = \underline{\hspace{2cm}}$

$2 \times 11 = \underline{\hspace{2cm}}$

$2 \times 12 = \underline{\hspace{2cm}}$

Name

Date



Before, Between, and After

Name _____ Date ____/____/____

Write the numbers that come before, between, or after the given numbers.

Before	Between	After
_____ 77	80 _____ 82	34 _____
_____ 87	59 _____ 61	54 _____
_____ 14	11 _____ 13	56 _____
_____ 19	78 _____ 80	15 _____
_____ 28	89 _____ 91	12 _____
_____ 40	22 _____ 24	28 _____
_____ 55	44 _____ 46	49 _____
_____ 63	55 _____ 57	99 _____
_____ 54	10 _____ 12	72 _____
_____ 81	15 _____ 17	11 _____
_____ 90	21 _____ 23	33 _____
_____ 93	26 _____ 28	74 _____
_____ 34	29 _____ 31	25 _____

चित्र देखकर खाली स्थान भरिए :-



_____ पर निशान मत लगा।



_____ का शिकार मत कर।



_____ खत लाया।



_____ इधर ला।



सरिता _____ मत पकड़।



_____ चला।


All About Myself

<https://whatistheurl.com>

1. My name is _____
2. I am a _____ (boy / girl).
3. I am _____ years old.
4. I live in _____
5. I study in class _____
6. My mother's name is _____
7. My father's name is _____
8. My school name is _____
9. I love to eat _____
10. My best friend is _____
11. My favourite fruit is _____
12. My favourite vegetable is _____



<https://whatistheurl.com>




GIRL OR BOY



● Colour the pictures and write your name below the picture.





WATERMELON PAPER PLATE CRAFT



CUPCAKE LINER Ice Cream Cone



Look and Fill the Colours

