



# ANAND PUBLIC SCHOOL

**“Summer vacation is the best time for families to slow down, reconnect, and spend meaningful ‘US’ time together.”**

Dear Parents,

Summer Vacation offers a refreshing break for children - a chance to relax, explore, and rejuvenate. More than just a pause from school work, it's a precious time to nurture bonds, foster creativity and plant the seeds of values and memories that last a lifetime.

Children may not remember every toy they receive, but they will always carry the warmth of stories told, meals shared and moments spent with their loved ones. Let's use this opportunity to guide, support and connect with them in ways that matter most.

## **Below are few suggestions:-**

1. All homework must be written clearly and neatly.
2. Assignments should be completed independently by the students. Parental support is encouraged, but the effort should reflect the child's own capabilities.
3. Try conversing in English to help them become comfortable with the language.
4. Ensure that all work is completed within the given time frame.
5. Holidays homework will be assessed and carry weight in evaluations across all subjects.
6. Children are likely to follow their routine if we give them Positive instructions and lots of praise/appreciation for what they do right.
7. Science week is celebrated in the month of July to enhance the scientific attitude.
8. Encourage daily reading. Cultivating a reading habit is key to lifelong learning.

## **DATESHEET FOR P.T.-2**

DATE	I	II	III
JULY 07, 2026	English	English	English
JULY 10, 2026	Hindi	Hindi	Hindi
JULY 14, 2026	G.K	G.K	G.K
JULY 17, 2026	EVS	EVS	EVS
JULY 21, 2026	Maths	Maths	Maths

**School will reopen on July 01, 2026 (Wednesday)**

**Holidays Homework will be uploaded on E-Care and our website.  
Wishing you all a joyful, relaxing and enriching Summer Break  
Enjoy, Enrich, Empower!**





# HOLIDAYS HOME WORK



## FOR CLASS I

Session (2026-27)



★ We wish you a very Happy Summer Holidays.

★ Read one page English and one page Hindi daily from text books loudly in front of your parents.

★ The written part should be neatly presented in your own handwriting.

★ Do all the work in separate note book. (3 in one)



## ENGLISH


1. Learn and write Dictation words (Term1) see from Ecare-app.


2. English Writing book - Complete till page 23


3. English Conversation - learn page 39 (Talking about grand parents)



# STUDY TASKS

4. Learn full syllabus of PT-2 

5. Learn any one small story with Moral. (Use the prop also) 

6. Prepare any one poem for Father's Day. 

## HINDI

★ Hindi Writing Book: Complete till page 23

★ Hindi Dictation Words Term-1 learn and write in your note book.

★ आ से रे तक की मात्रा के 10-10 शब्द लिखो ।

★ कविता पेज 86, 87 याद करें ।




## MATHS

1 2 3 ?

★ Do 20-20 Sums of Addition and Subtraction.

★ Learn and write tables of 0 to 7.

★ Learn P.T-2 Syllabus.



Study Daily  
Grow Brighter!



# ACTIVITIES ON A4 SHEET

## ★ ENGLISH :-

Make a beautiful flower and write few lines on it.



## ★ HINDI :-

कोई पाँच वचन बदलो / विलेप  
शब्द चित्रों की सहायता से बनाओ।



## ★ MATHS -

See Page 136 Make a caterpillar  
with colourful sheets.



## ★ EVS -

Make a puppet of your favourite  
vegetable on ice-cream stick  
and learn few lines.



**BE CREATIVE, HAVE FUN  
AND LEARN!**

# ENGLISH WORKSHEET

Punctuate the sentences using  
capital letters and full stop.

a) sarah has a new red dress



b) we saw a rainbow after the rain



c) my uncle lives in paris



d) the cat is sleeping on the sofa



e) tom and jerry are funny



f) delhi is the capital of india



g) we are going to the zoo tomorrow



h) my best friend is reena



Use capital letters  
at the beginning and  
full stop at the end.



# ENGLISH WORKSHEET

Punctuate the sentences using  
capital letters and full stop.



a)

sarah has a new red dress



b)

we saw a rainbow after the rain



c)

my uncle lives in paris



d)

the cat is sleeping on the sofa



e)

tom and jerry are funny



f)

delhi is the capital of india



g)

we are going to the zoo tomorrow



h)


my best friend is reena




Use capital letters  
at the beginning and  
full stop at the end.



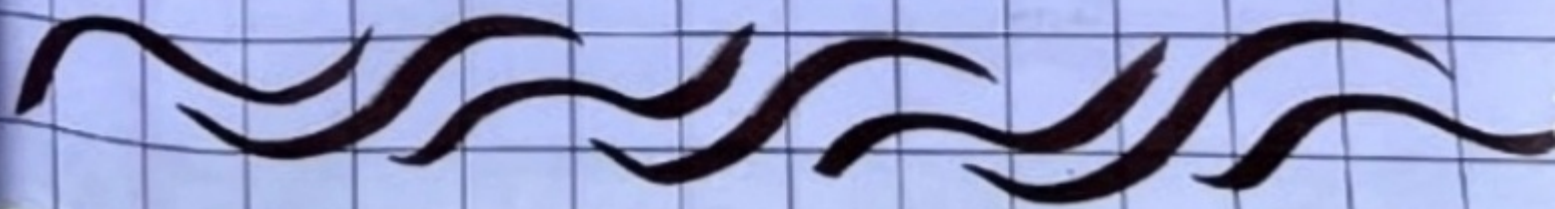





# Backward Counting



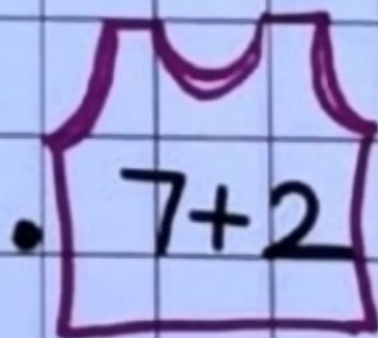






Use  $>$ ,  $<$ ,  $=$



# What comes Before



# Matching





# हिंदी कार्यपत्रक

Green House

Date \_\_\_\_\_

Page No. \_\_\_\_\_

## 1. मात्राओं से शब्द बनाओ



आ = 1	_____	_____	_____	_____	_____
इ = ि	_____	_____	_____	_____	_____
ई = ि	_____	_____	_____	_____	_____
उ = उ	_____	_____	_____	_____	_____
ऊ = ू	_____	_____	_____	_____	_____
ऋ = ॠ	_____	_____	_____	_____	_____
ऐ = ै	_____	_____	_____	_____	_____

## 2. मात्रा लगाकर शब्द पूरे करो

लड़क_ - _____	जह_ज - _____
_कसान - _____	_गटार - _____
बकर_ - _____	सिपाह_ - _____
कछआ - _____	जराब - _____
कल_ - _____	जत_ - _____



शब्दों की शक्ति, भाषा की भक्ति !

शब्द लिखें संदर लिखें !



1. चित्र को ध्यान से देखिए और पूछे गए प्रश्नों के उत्तर दीजिए।



(क) यह कहाँ का चित्र है?

.....

(ख) पेड़ पर कौन बैठा है?

.....

(ग) बच्चे कौन-सा खेल खेल रहे हैं?

.....

(घ) झूला झूलने वाली लड़की ने कौन-से रंग के कपड़े पहने हैं?

.....

(ङ) तितली कहाँ पर बैठी है?

.....



# Syllabus of PT2



## English:

- Lit Ls 3,4 Unscramble the words, Lang Ls 3,8 Change the gender, Creative - My favourite flower

अ

## Hindi:

- Lit पाठ = 6,7,9,10, Lang पाठ 1,2 और 8, रंगों, अंगों के नाम, वचन बदलो और श्रुतलेख 21 to 40



## G.K.

- Ls 1 to 5



## Maths:

- Ch-3,4, Tables 6,7, Counting 201 to 300, Number Names 11 to 20, Put the sign  $>$   $<$   $=$



## E.V.S

- Ch-4,5,6

Study well  
& do your best!

