



# ANAND PUBLIC SCHOOL

**“Summer vacation is the best time for families to slow down, reconnect, and spend meaningful ‘US’ time together.”**

Dear Parents,

Summer Vacation offers a refreshing break for children - a chance to relax, explore, and rejuvenate. More than just a pause from school work, it's a precious time to nurture bonds, foster creativity and plant the seeds of values and memories that last a lifetime.

Children may not remember every toy they receive, but they will always carry the warmth of stories told, meals shared and moments spent with their loved ones. Let's use this opportunity to guide, support and connect with them in ways that matter most.

### **Below are few suggestions:-**

1. All homework must be written clearly and neatly.
2. Assignments should be completed independently by the students. Parental support is encouraged, but the effort should reflect the child's own capabilities.
3. Try conversing in English to help them become comfortable with the language.
4. Ensure that all work is completed within the given time frame.
5. Holidays homework will be assessed and carry weight in evaluations across all subjects.
6. Children are likely to follow their routine if we give them Positive instructions and lots of praise/appreciation for what they do right.
7. Science week is celebrated in the month of July to enhance the scientific attitude.
8. Encourage daily reading. Cultivating a reading habit is key to lifelong learning.

### **DATESHEET FOR P.T.-2**

DATE	I	II	III
JULY 07, 2026	English	English	English
JULY 10, 2026	Hindi	Hindi	Hindi
JULY 14, 2026	G.K	G.K	G.K
JULY 17, 2026	EVS	EVS	EVS
JULY 21, 2026	Maths	Maths	Maths

**School will reopen on July 01, 2026 (Wednesday)**

**Holidays Homework will be uploaded on E-Care and our website.  
Wishing you all a joyful, relaxing and enriching Summer Break  
Enjoy, Enrich, Empower!**





♥ We wish you a very ♥

# Happy Summer Holidays!



1

Read one page English and one page **Hindi** daily from text books loudly in front of your parents.




2

The written part should be **neatly** presented in your own **handwriting**.



3

Do all the work in **separate note book**.



4






≡ (3 in one) ≡





# HOLIDAYS HOMEWORK

Fun Learning Tasks for Vacation

## ENGLISH


-  Grammar - Do given worksheet
-  Cursive Writing - Page no. 3 to 24
-  Dictation Words - Learn 1 to 80 words
-  Conversation - Practice with friends visiting a flower exhibition (Pg no-26 in eng lit book)
-  Learn Poem - "The Rain" (Pg no. 27)

## ENGLISH ACTIVITY

-  Make a Preposition Chart on A4 sheet
-  Learn one short story with pictures







## CREATIVE WRITING



-  Write a few lines about your favourite place where you have visited in your **Summer Vacation** (6 lines)




## HINDI

-  Grammar - Do given worksheet
-  जागृति सुलेख माला- Do page no. 2 to 20
-  Learn poem "होली आई" (Pg no. 35)
-  Dictation - Learn 1 to 80 words

## HINDI ACTIVITY

-  चित्र देखकर पाँच वाक्य लिखो (Pg no- 45 in language book)
-  फादर डे पर अपने पिता के लिए एक सुंदर ग्रीटिंग कार्ड बनाए!



Use your time wisely and make this vacation full of learning and joy! 



## Let's Learn & Do!



### MATHS – DO

• Worksheet on page numbers 63, 64, 65



### ACTIVITY – 1

Make a pen stand using different shape.



### ACTIVITY – 2

Make an ordinal number chart on A4 sheet.



### EVS



Learn Ls - 4,5 from book and note book.



### ACTIVITY

1

Make a Good habits chart

2

Make a chart on my needs



### COMPUTER –

Learn Ls - 1,2 from book and note book.



### ACTIVITY –

Draw any one part of computer on A4 sheet.



### G.K –

Learn Ls - 1 to 10 from book and note book.





# BEAUTIFUL BIRD HANGING



## MATERIALS NEEDED

- ★ Colourful craft sheets
- ★ Scissors
- ★ Glue
- ★ Black sketch pen
- ★ Thread or wool
- ★ Beads (optional)



## STEPS TO MAKE

- 1 Draw the bird shape on colourful sheets and cut 6-8 birds.
- 2 Decorate the birds by pasting wings and drawing eyes.
- 3 Take a long thread and tie knots at equal gaps.
- 4 Stick or tie each bird onto the thread at the knots.
- 5 Add beads between birds (optional).
- 6 Tie a loop at the top for hanging.




## TIPS



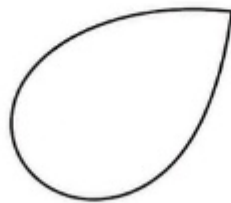
- ♥ Use bright and contrasting colours.
- ♥ Keep equal spacing between the birds.
- ♥ Make birds face alternate directions for a beautiful look.




## BIRD TEMPLATE



BIRD BODY



WING



SAMPLE



Make your bird hanging bright and beautiful!



# SYLLABUS

OF

## P.T.-2



### ENGLISH LITERATURE

- Lessons: 3, 4

ABC

### ENGLISH LANGUAGE

- Lessons: 3, 9
- Dictation Words: 21 to 40



### HINDI LITERATURE

- Lessons: 3, 4

क

### HINDI LANGUAGE

- Lessons: 2, 3
- सप्ताह के नाम
- लिंग बदलो (1 to 7, Pg no. 28)
- वचन बदलो (1 to 9, Pg no. 32)
- कठिन शब्द (21 to 40)



### MATHEMATICS

- Chapters: 2, 3, 11
- Tables: 2 to 10



### EVS

- Lessons: 4, 5



### G.K.

- Lessons: 1 to 5  
(from notebook)



Prepare well and do your best!  
Success comes with practice!



Complete the sentences with correct verb.

is

are

am

1. She \_\_\_\_\_ a good dancer.
2. He \_\_\_\_\_ going to market.
3. They \_\_\_\_\_ playing cricket.
4. Rahul and Rohan \_\_\_\_\_ brothers.
5. I \_\_\_\_\_ happy.
6. Rishi and Disha \_\_\_\_\_ playing badminton.
7. He \_\_\_\_\_ tall.
8. We \_\_\_\_\_ a family.
9. The bus \_\_\_\_\_ blue.
10. My father \_\_\_\_\_ very tall.
11. Today \_\_\_\_\_ his birthday.
12. They \_\_\_\_\_ happy and healthy.
13. It \_\_\_\_\_ a toy car.
14. My family \_\_\_\_\_ very supportive.
15. They \_\_\_\_\_ hungry.





# Gender Nouns

Write the feminine form of the nouns given in brackets.

- The king was loved by his subjects.



\_\_\_\_\_



- My nephew enjoys playing soccer.

\_\_\_\_\_

- His uncle is visiting us tomorrow.



\_\_\_\_\_



- The prince greeted the guests warmly.

\_\_\_\_\_

- The actor gave an amazing performance.



\_\_\_\_\_



- My husband works as an engineer.

\_\_\_\_\_

- Her father is a talented artist.



\_\_\_\_\_





# हिंदी अभ्यास कार्यपत्रक



## 1 पहला वर्ण बदलकर नए शब्द बनाओ!

- ★ 1 भोर → \_\_\_\_\_
- ★ 2. पिन → \_\_\_\_\_
- ★ 3. बाजा → \_\_\_\_\_
- ★ 4. भवन → \_\_\_\_\_



## 2 वर्णों को जोड़कर शब्द बनाओ!

- 1. स + हे + ली → \_\_\_\_\_
- 
- 2. त + कि + या → \_\_\_\_\_



## 3 सही मात्रा लगाकर शब्द बनाओ!

- 1. प\_ धा \_\_\_\_\_
- 2. ख र ग\_ श \_\_\_\_\_
- 3. म छ ल\_ \_\_\_\_\_
- 4. क छ\_ अ\_ \_\_\_\_\_



## 4 सप्ताह के नाम लिखो!

- सोमवार → \_\_\_\_\_
- शनिवार → \_\_\_\_\_
- -- वीरवार --- \_\_\_\_\_
- शनिवार → \_\_\_\_\_



## 5 लिंग बदलो

- 1. बाघ → \_\_\_\_\_
- 2. मुर्गा → \_\_\_\_\_
- 3. शेर → \_\_\_\_\_
- 4. नफा → \_\_\_\_\_
- 5. मोर → \_\_\_\_\_



## 6 वचन बदलो

- 1. माला → \_\_\_\_\_
- 2. नदी → \_\_\_\_\_
- 3. बालिका → \_\_\_\_\_
- 4. रात → \_\_\_\_\_
- 5. माता → \_\_\_\_\_

