



ANAND PUBLIC SCHOOL

“Summer vacation is the best time for families to slow down, reconnect, and spend meaningful ‘US’ time together.”

Dear Parents,

Summer Vacation offers a refreshing break for children - a chance to relax, explore, and rejuvenate. More than just a pause from school work, it's a precious time to nurture bonds, foster creativity and plant the seeds of values and memories that last a lifetime.

Children may not remember every toy they receive, but they will always carry the warmth of stories told, meals shared and moments spent with their loved ones. Let's use this opportunity to guide, support and connect with them in ways that matter most.

Below are few suggestions:-

1. All homework must be written clearly and neatly.
2. Assignments should be completed independently by the students. Parental support is encouraged, but the effort should reflect the child's own capabilities.
3. Try conversing in English to help the become portable with the language.
4. Ensure that all work is completed within the given time frame.
5. Holidays homework will be assessed and carry weight in evaluations across all subjects.
6. Children are likely to follow their routine if we give them Positive instructions and lots of praise/appreciation for what they do right.
7. Science week is celebrated in the month of July to enhance the scientific attitude.
8. Encourage daily reading. Cultivating a reading habit is key to lifelong learning.

DATESHEET FOR P.T.-2 EXAMS

DATE	IV	V	VI	VII	VIII
JULY 07, 2026	English	English	English	English	English
JULY 10, 2026	Hindi	Hindi	Hindi	Hindi	Hindi
JULY 14, 2026	Science	Science	Science	Science	Science
JULY 17, 2026	S.St.	S.St.	S.St.	S.St.	S.St.
JULY 21, 2026	Maths	Maths	Maths	Maths	Maths

School will reopen on July 01, 2026 (Wednesday)

Holidays Homework will be uploaded on E-Care and our website.

**Wishing you all a joyful, relaxing and enriching Summer Break
Enjoy, Enrich, Empower!**



Happy Summer Holidays



HOLIDAYS HOMEWORK FOR CLASS - VII

SESSION : 2026-27

ENGLISH

Passage: The Banyan Tree

There was an old banyan tree at the edge of our village. Its roots hung down like thick ropes and its branches spread wide, giving cool shade to travelers. For years, children played under it, birds made nests in it, and farmers rested there after working in the fields. One summer, a strong storm hit the village. Wind blew for hours and rain poured heavily. The next morning, people rushed to see if the banyan tree had survived. To everyone's relief, it stood tall, though one large branch had broken off. The villagers tied the branch together with ropes and cared for the tree. The banyan tree taught us that strength is not only about being unbroken, but also about bending and recovering. It became a symbol of hope for the whole village.

A. Multiple Choice Questions

- Where was the banyan tree located?
 - In the forest
 - At the edge of the village
 - Near the river
 - In the schoolyard
- What happened during the summer?
 - A drought
 - A festival
 - A strong storm
 - A fire
- How did the villagers help the tree?
 - They planted a new one
 - They tied the broken branch with ropes
 - They cut the tree down
 - They built a fence around it

B. True / False

- The banyan tree's branches gave shade to travelers.
- The tree was completely uprooted by the storm.
- The banyan tree became a symbol of hope.

C. Fill in the Blanks

- The roots of the banyan tree hung down like _____
- After the storm, one large _____ had broken off.
- The tree taught us that strength is about and recovering.

D. Vocabulary Find words from the passage that mean:

1. Thick, strong string-like parts of a tree =
2. A period of very hot weather =
3. A sign of what is to come =

E. Answer in 1-2 Sentences

1. Why did people gather under the banyan tree?
2. What lesson did the villagers learn from the banyan tree?
3. How did the tree survive the storm?

F. Think and Write If you had a tree like this in your village, how would you take care of it? Write 3-4 sentences.

Passage: The Library on Wheels

In a small town in Rajasthan, children had no easy access to books. The nearest library was 20 km away. To solve this, Mr. Arjun, a retired teacher, converted an old bus into a mobile library. He painted it bright yellow and filled it with storybooks, science books, and maps. Every morning, the "Library on Wheels" started its journey. It stopped at five villages for two hours each. Children ran to the bus with excitement. Some read quietly, others listened to Mr. Arjun tell stories. He also taught them how to borrow and return books on time. Within a year, the reading habit grew. Students began scoring better in school. Parents started visiting the bus too. Mr. Arjun's simple idea showed that knowledge can travel to those who need it most.

A. Multiple Choice Questions

1. Why was it difficult for children to get books earlier?
a) Books were too costly b) The library was 20 km away
c) There were no books in the town d) Children could not read
2. What color was the mobile library bus?
a) Red b) Blue c) Yellow d) Green
3. What did Mr. Arjun teach the children?
a) How to drive a bus b) How to borrow and return books
c) How to write stories d) How to paint maps

B. State True or False

1. The mobile library visited only one village each day.
2. Mr. Arjun was a retired teacher.
3. After a year, students' school performance improved.

C. Fill in the Blanks

1. The bus was converted into a _____ library.
2. Mr. Arjun filled the bus with storybooks, science books, and _____
3. The mobile library stopped at _____ villages for two hours each.

D. Vocabulary Find words from the passage that mean:

1. A person who has retired from work =
2. The act of going from one place to another =
3. The habit of reading regularly =

E. Answer in 1-2 Sentences

1. What problem did Mr. Arjun notice in the town?
2. How did the mobile library help the children?
3. What change did parents show after a year?

F. HOTS – Higher Order Thinking If you had a "Library on Wheels" in your area, what 3 types of books would you include? Why? Write 3-4 sentences.

Section A: Identify the Adjectives *Underline the adjectives in the following sentences and write what type they are: Descriptive, Quantitative, Demonstrative, Possessive, Interrogative*

1. The old man walked slowly on the dusty road.
2. These mangoes are sweeter than those.
3. Whose pen is lying on the teacher's desk?
4. She has little patience for careless mistakes.
5. My sister gave me a beautiful painting.

Section B: Fill in the Blanks with Suitable Adjectives

Choose from: few, enough, some, that, whose 6.

I need ___ time to finish my homework. 7. ___ book on the shelf is mine. 8. There are ___ students absent today. 9. ___ car belongs to the new principal? 10. We have ___ sugar left for tea.

Section C: Choose the Correct Adjective

Circle the correct option in each sentence

11. This is the (tall / taller / tallest) building in our city. 12. She is (more beautiful / most beautiful / beautiful) than her cousin. 13. I have (less / fewer / little) coins than you. 14. Mount

K2 is the (high / higher / highest) mountain after Everest. 15. This is a (quick / quicker / quickly) way to solve the problem.

Section D: Degrees of Comparison

Write the comparative and superlative forms of the given adjectives

16. **Brave** → Comparative: *Superlative:* ___

17. **Bad** → Comparative: *Superlative:* ___

18. **Near** → Comparative: *Superlative:* ___

19. **Expensive** → Comparative: *Superlative:* ___

20. **Much** → Comparative: *Superlative:* ___

Section E: Correct the Sentences

Rewrite the sentences by correcting the use of adjectives

21. She is more wiser than her brother.

22. He is the most laziest boy in the class.

23. This is a most unique idea.

24. I have less books than you do.

25. This is the goodest answer I have heard.

Section A: Fill in the Blanks with A, An, or The

1. I saw _* eagle flying over *_ mountains.
2. She is ___ honest girl in our class.
3. _* sun rises in *_ east.
4. We visited _* university and *_ museum yesterday.
5. He wants to be ___ engineer when he grows up.

Section B: Choose the Correct Article

Circle the correct option

6. I bought (a / an / the) orange and (a / an / the) apple from the market.

7. (A / An / The) Ganga is a holy river.

8. She gave me (a / an / the) useful tip for the exam.

9. We stayed at (a / an / the) hotel near (a / an / the) beach.

10. (A / An / The) lions are wild animals.

Section C: Fill in the Blanks with A, An, The, or Ø [No Article]

11. _* knowledge is more powerful than _ sword. 12. My brother plays ___ cricket every evening. 13. I met _ European tourist at _ Taj Mahal. 14. _ honesty is _ best policy. 15. _ children are playing in *_ park.

Section D: Correct the Sentences

Rewrite the sentences by using the correct article

16. He is a honest man.

17. I have an umbrella in the car.

18. She is the best singer in a school.

19. We saw an elephant at the zoo yesterday.

20. The milk is white and healthy for children.

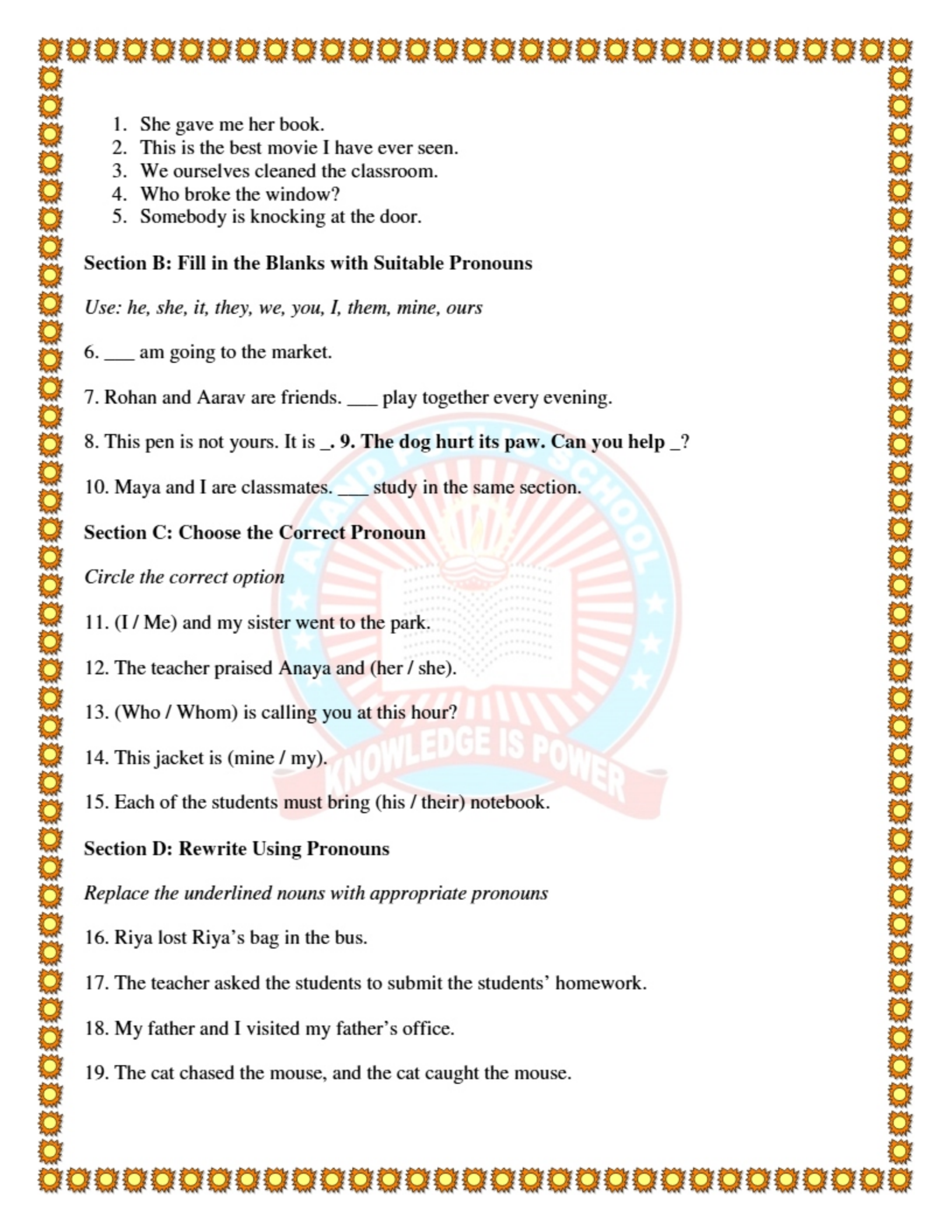
Section E: Complete the Passage

Fill in the blanks with appropriate articles

21-25. _* morning, I went to _ market with my father. We bought _ basket of fruits. _ fruits were fresh and sweet. We also saw _ old man selling flowers near *_ temple.

Section A: Identify the Pronoun

Underline the pronoun in each sentence and write its type: Personal, Possessive, Reflexive, Demonstrative, Interrogative, Indefinite

- 
1. She gave me her book.
 2. This is the best movie I have ever seen.
 3. We ourselves cleaned the classroom.
 4. Who broke the window?
 5. Somebody is knocking at the door.

Section B: Fill in the Blanks with Suitable Pronouns

Use: he, she, it, they, we, you, I, them, mine, ours

6. ___ am going to the market.
7. Rohan and Aarav are friends. ___ play together every evening.
8. This pen is not yours. It is _.
9. The dog hurt its paw. Can you help _?
10. Maya and I are classmates. ___ study in the same section.

Section C: Choose the Correct Pronoun

Circle the correct option

11. (I / Me) and my sister went to the park.
12. The teacher praised Anaya and (her / she).
13. (Who / Whom) is calling you at this hour?
14. This jacket is (mine / my).
15. Each of the students must bring (his / their) notebook.

Section D: Rewrite Using Pronouns

Replace the underlined nouns with appropriate pronouns

16. Riya lost Riya's bag in the bus.
17. The teacher asked the students to submit the students' homework.
18. My father and I visited my father's office.
19. The cat chased the mouse, and the cat caught the mouse.

20. Priya told Priya's mother about Priya's test result.

Section E: Correct the Sentences

Rewrite the sentences using the correct pronoun

21. Him and I are best friends.

22. This is my book and that is your.

23. Each of the girls brought their lunch.

24. Between you and me, she is not trustworthy.

25. Myself will complete the project.

Section A: Fill in the Blanks with the Correct Past Form of the Verb

Use Simple Past Tense

1. She ___ a letter to her friend yesterday.
2. We ___ to the museum last Sunday.
3. He ___ his homework before dinner.
4. The children ___ loudly in the park.
5. I ___ my keys in the classroom. [write][go][finish][play][lose]

Section B: Choose the Correct Verb Form

Circle the correct option

6. They (watched / watch / have watched) a movie last night.
7. She (was / is / were) absent from school yesterday.
8. We (did not / do not / had not) visit the zoo in 2023.
9. My brother (broke / break / broken) the glass accidentally.
10. Did you (see / saw / seen) the eclipse last week?

Section C: Identify the Type of Past Tense

Write if the sentence is in Simple Past, Past Continuous, or Past Perfect

11. I was reading a book when the phone rang.
12. They had left before we arrived.
13. She cooked dinner for the guests.
14. He was sleeping when I called him.
15. We had finished the project before the deadline.

Section D: Rewrite in Past Tense

Change the sentences from present to past tense

16. She goes to the library every evening.
17. They play cricket after school.
18. I eat breakfast at 7 AM.
19. We study science on Mondays.
20. He helps his mother in the kitchen.

Section E: Correct the Sentences

Rewrite the sentences using the correct past tense form

21. I did not went to the market yesterday.
 22. She was finish her work before we came.
 23. Did he played football in the evening?
 24. They was watching TV at 8 PM.
 25. We have seen that movie last year.
-

Section A: Fill in the Blanks with the Correct Present Form of the Verb

Use Simple Present Tense

1. She ___ to school every day.
2. We ___ our homework in the evening.
3. The sun ___ in the east.
4. I ___ my books neatly on the shelf.
5. He ___ cricket every Sunday.

Section B: Choose the Correct Verb Form

Circle the correct option

6. Birds (fly / flies / flying) in the sky.
7. My parents (go / goes / going) to work at 9 AM.
8. Water (boils / boil / boiling) at 100°C.
9. She (do not / does not / did not) like spicy food.
10. Do you (know / knows / knowing) the answer?

Section C: Identify the Type of Present Tense

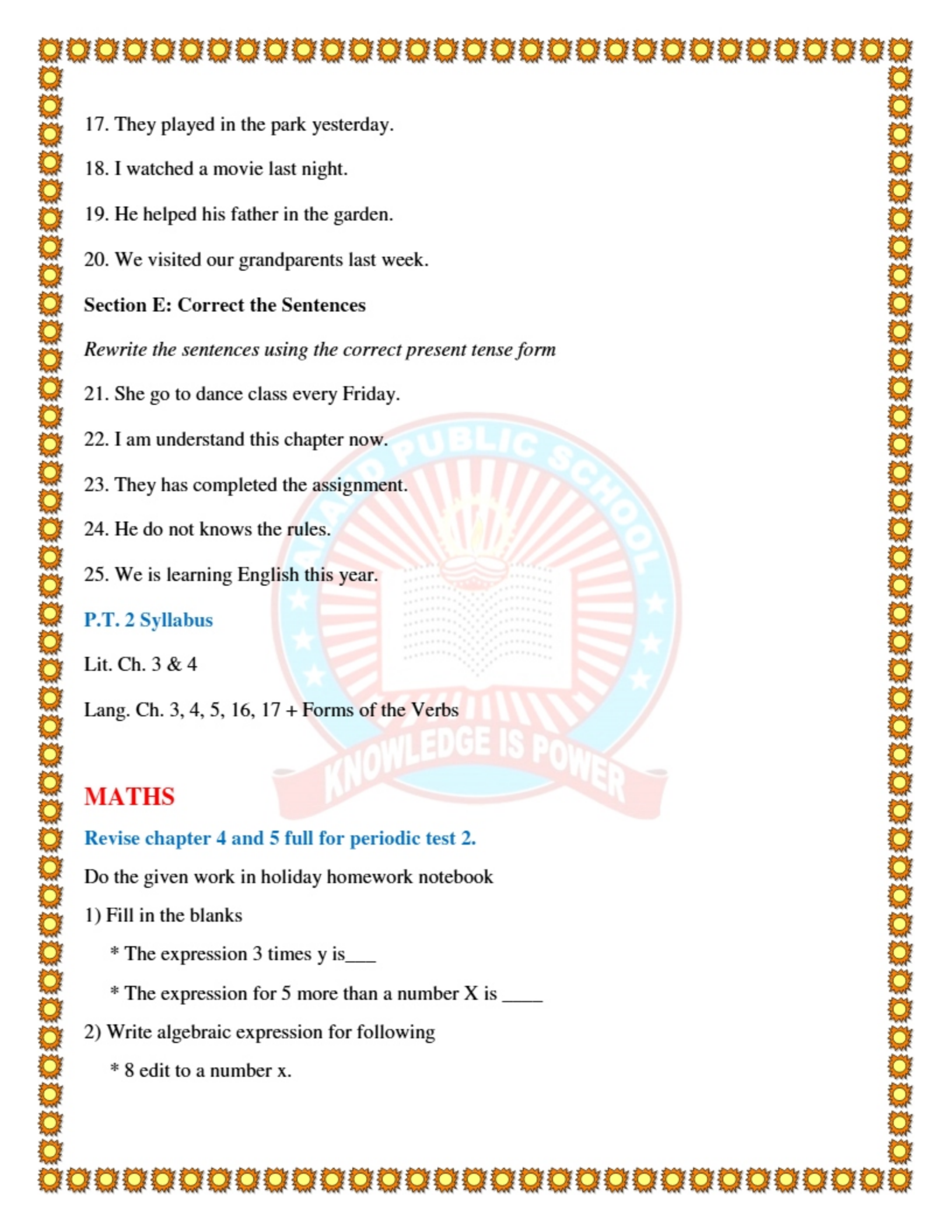
Write if the sentence is in Simple Present, Present Continuous, or Present Perfect

11. I am reading a novel right now.
12. They have finished their project.
13. He plays football every evening.
14. We are watching a movie at the moment.
15. She has lived here since 2020.

Section D: Rewrite in Present Tense

Change the sentences from past to present tense

16. She wrote a letter to her cousin.

- 
17. They played in the park yesterday.
18. I watched a movie last night.
19. He helped his father in the garden.
20. We visited our grandparents last week.

Section E: Correct the Sentences

Rewrite the sentences using the correct present tense form

21. She go to dance class every Friday.
22. I am understand this chapter now.
23. They has completed the assignment.
24. He do not knows the rules.
25. We is learning English this year.

P.T. 2 Syllabus

Lit. Ch. 3 & 4

Lang. Ch. 3, 4, 5, 16, 17 + Forms of the Verbs

MATHS

Revise chapter 4 and 5 full for periodic test 2.

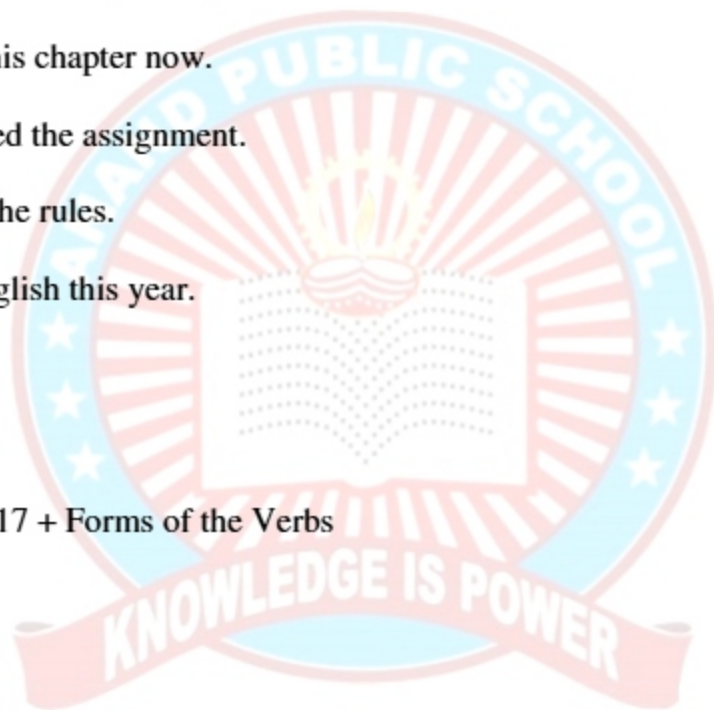
Do the given work in holiday homework notebook

1) Fill in the blanks

- * The expression 3 times y is ____
- * The expression for 5 more than a number X is ____

2) Write algebraic expression for following

- * 8 edit to a number x.



* A number X is increased by 7 and the new number is multiplied by 4.

* 14 less than a number b

3) Simplify the following expression:-

* $10p-5p+2p$

* $18p-6q-(3p-3q)$

* $9p-(8+6p-15)$

4) Add:- $4a+3b-8$ and $9a-3b+6$

5) Subtract:- $9x^2-6x+8$ from $3x^2-5x-13$

6) Find value of $4x(3x+4y-3z)$

If $x=9$, $y=-5$, $z=4$

7) If $a=6$ and $b=4$ find $(2a-3b)$

* Do Exercise 5 (d) in the Holidays Homework Notebook.

SOCIAL SCIENCE

* **Learn P.T. 2 syllabus**

Ch -5 (The rise of Empire)

Ch -8 (The land becomes sacred)

Ch -11 (From the barter to money)

* **Project Report**

1) The Char Dham is a major circuit which means, 'four Abodes' it includes 4 Holy sites located in India. Paste the pictures and write about these Holy sites in your holiday notebook (pg. no. 98)

2) The Jyotirlingas are sacred shrines dedicated to lord Shiva. these 12 shrines are spread across India. Make a list of these 12 shrines. (Page no. 99)

3) Draw the time line to show evolution of money in India (Page no. 139)

* **Do case studies**

1) Pg. No. 68, 69, 106

HINDI

1) CREATIVE:-

क) आपके जीवन में धन का क्या महत्व है?

ख) सोलर पैनल और अन्य सोलर उपकरण का पर्यावरण पर क्या प्रभाव पड़ता है? चित्र सहित वर्णन करें

ख) कठिन परिस्थितियों आत्म नियंत्रण और धैर्य कैसे बनाए रखना चाहिए? क्या कभी आपने किसी कठिन परिस्थिति में गुस्से की जगह संयम का रास्ता चुना है? (अपनी जीवन की सच्ची घटना पर लिखें)

Revise P.T. 2 syllabus.

साहित्य पाठ - 3, 4, 5 (अभ्यास कार्य सहित)

व्याकरण पाठ - 4, 5, 6 (अभ्यास कार्य सहित), विलोम शब्द 2nd Line, पत्र-4 पेज न. 155, पर्यायवाची (11-30), भिन्नार्थक (13-25), वाक्यांश (16-30)

SCIENCE

* Revise full syllabus of P.T. 2 (Ch-2, Ch-4)

* Write the following activities in your practical notebook with well labeled diagrams.

1) Activity 1.1 (page number 9)

2) Activity 1.2 (page number 11)

3) Activity 2.1 (page number 23)

4) Activity 3.2 (page number 37)

5) Activity 5.4 (page number 66)

* Prepare an attractive activity on A4 sheet

(On any one Topic)

1) Make a poster with an attractive slogan about not wasting food.

2) Study the digestive system of three different animals:- a fish, a bird and carnivores. (Write the difference and similarities between them).

3) List some materials which cannot catch fire and heat and also some material which can catch fire and heat easily. Tell why?

GENERAL KNOWLEDGE

Revise and learn UNIT1 and UNIT2

COMPUTER

* Prepare a chart on following any one topic:-

- 1) On number system in computer (binary decimal, octal, hexadecimal etc.) with example.
- 2) On different types of charts available in MS-EXCEL. (Explain with pictures of different charts or you can draw)

* Learn and revise ch-1, 2, 3 in computer.

SANSKRIT

अभ्यास कार्य: शब्द रूप, धातु रूप, हरि खाद, संख्यावाची शब्द, पर्यायवाची शब्द, विलोम शब्द

गतिविधि कार्य: पृष्ठ संख्या 5 (प्रार्थना) अपनी संस्कृत उत्तर पुस्तिका में चित्र सहित लिखें तथा याद करें।

PUNJABI

1 ਪਾ ਠ ਇਕ ਤੋਂ ਪੰਜ ਤੱਕ ਪ੍ਰਸ਼ਨ ਉੱਤਰ ਅਤੇ ਬੈਕ ਐਕਸਰਸਾਈਜ਼ ਛੁੱਟੀਆਂ ਦੇ ਕੰਮ ਦੀ ਕਾਪੀ ਵਿੱਚ ਲਿਖੇ ਅਤੇ ਯਾਦ ਕਰੋ

2 ਆਪਣੀ ਪੱਕੀ ਸਹੇਲੀ ਜਾਂ ਮਿਤਰ ਦੀ ਤਸਵੀਰ ਲਗਾਓ ਅਤੇ ਉਸ ਬਾਰੇ ਦਸ ਵਾਕ ਲਿਖੋ

3 ਆਪਣੇ ਮਨ ਪਸੰਦ ਖੇਡ ਦੇ ਬਾਰੇ ਦੱਸ ਲਾਈਨਾਂ ਲਿਖੋ

DRAWING

WOOL THREAD DOLL CRAFT

Create Cute & Beautiful Dolls!

MATERIALS NEEDED

- Wool thread (different colours)
- Wooden beads (2 sizes)
- Golden thread / lace
- Small beads for hands
- Glue
- Scissors
- Comb

OUR BEAUTIFUL DOLLS

STEP-BY-STEP INSTRUCTIONS

- Take wool thread and cut equal length for the body. Tie a knot on top.
- Place a big wooden bead on top and tie tightly.
- Tie another thread below the head to make the body.
- Make hands with thread and small beads. Tie to the sides.
- Decorate the waist with golden thread or lace.
- Attach woolen hair to the head and decorate.
- Trim the bottom evenly to make a fluffy skirt.
- Your beautiful doll is ready!

TIPS

- Use soft wool for a smooth look.
- Comb the hair for neat finishing.
- Use beads and lace for more beauty.
- Try different colours and styles!

PERFECT FOR

- Room Decoration
- Gifts
- Festivals
- Craft Projects

BE CREATIVE & HAVE FUN!

A little thread, some beads and lots of love can create something beautiful!

HAPPY CRAFTING!