









**Bethany Convent School, Greater Noida**  
**Syllabus for Term -I, 2023-24**  
**Class - II**

1.	<b>ENGLISH</b>	<b>English: Literature</b> Chapter 4 The Elephant Nose Chapter 5 Both Afraid Chapter 6 Sharing the Harvest Letter writing: Writing A Letter to the Principal asking for leave Comprehension / unseen passage Essay Writing: My Country <b>English Grammar</b> Chapter 5 The Naming words Chapter 6 Countable and Uncountable Nouns Chapter 7 Singular and Plural Chapter 8 Masculine and Feminine Nouns Chapter 9 The Pronouns Chapter 10 This, That, These, Those
2.	<b>HINDI</b>	मणिका  पाठ-4 संज्ञा  पाठ-5 लिंग  पाठ-6 वचन  विलोम शब्द 1 से 10, पर्यायवाची 1 से 8, वाक्यांशों के लिए एक शब्द 1 से 8, चित्र वर्णन: जन्मदिन, निबंध, पत्र लेखन: अवकाश हेतु प्रार्थना पत्र  पलाश  पाठ-5 नए साल में  पाठ-6 एन्ड्रोक्लीज़ और शेर  पाठ-7 आम  पाठ 8 रेगिस्तान का जहाज
3.	<b>MATHEMATICS</b>	Chapter 3 Subtraction Chapter 4 Shapes Chapter 5 Numbers beyond 100 Chapter 7 Multiplication Table 2 to 10
4.	<b>EVS</b>	Chapter 6 Keeping Healthy Chapter 7 Food for Health Chapter 8 Safety Rules Chapter 9 Family and Friends Chapter 10 Fun with Family Chapter 11 Our Festivals
6.	<b>COMPUTER</b>	Chapter-3 How Does a Computer Work Chapter-4 More About Mouse
7.	<b>VALUE EDUCATION</b>	Chapter – 5 The Wise Fox Chapter – 6 Grow More Trees Chapter – 7 Sharing is Fun Chapter – 7 Playing Together
8.	<b>GENERAL KNOWLEDGE</b>	Page No. 15 to 28 Current Affair
9.	<b>ABACUS</b>	1. Identification of value of beads in ones place or units place 2. Drawing of the beads for the given numbers 3. Draw the beads for the next two numbers that come immediately after the total number of the object 4. Addition and subtraction of numbers 1 to 5 using Abacus scale 5. Fingers Gym method

		6. Compare the following and choose the correct symbol 7. Take the correct answer in the given box 8. Count the objects and draw the beads of the number that comes in between 9. Visualization method 10. Butterfly numbers 11. Draw the between number in the form of beads and fill in the blanks
--	--	---