

BETHANY CONVENT SCHOOL, NAINI PRAYAGRAJ

Session 2026-2027

HOLIDAY HOMEWORK

CLASS – VI

Maintain a thin copy and do 1 page English and 1 page Hindi writing everyday (Calligraphy)

SUBJECTS	TOPIC	SIGNATURE
ENGLISH	<p>Topic: All Forms of Tenses and Comic Prepare a scrapbook including the following work:</p> <p>*Tense Work* Make a table including: Present Tense Past Tense Future Tense (Simple, Continuous, Perfect & Perfect Continuous) For each tense, write the structure and one correct example.</p> <p>*Comic Task* Based on the chapter "Daniel in the Lion's Den" Create a 6 panel comic strip. Each panel should include a picture and one or two dialogue lines. Use correct tenses and underline the verbs.</p> <p>*Paragraph Writing* Write 120 to 150 words on any one of the following topics: •A Good Habit That Changed Me •Helping Others Makes Us Happy •A Day I Felt Proud of Myself</p>	<p><i>AP</i> <i>5/5/26</i></p> <p><i>AP</i> <i>05/5/26</i></p> <p><i>AP</i> <i>6/5/26</i></p>
HINDI	हिंदी ग्रीष्मकालीन गृह कार्य*	

	<p>1. सर्वनाम एवं उनके भेदों को चित्रित करते हुए एक सुंदर फाइल तैयार कीजिए।</p> <p>2. प्रतिदिन पाँच पंक्ति सुलेख पतली काँपी में लिखकर लेखन कार्य को शुद्ध एवं सुंदर बनाए।</p>	<p><u>Deekam</u></p> <p><u>Apilka</u></p>
MATHS	<p>General Instructions:- Read the questions carefully. Solve all the questions neatly in step by step manner in your homework notebook.</p> <p>Questions</p> <p>1. Try to solve the questions given under heading "TRY THESE" in textbook From ch-1&2</p> <p>2. Learn and write the formula and facts given as "WHAT WE DISCUSSED" on last page of chapter 1&2</p> <p>3. Learn and write "TABLES FROM 2 to 30".</p> <p>4. Write biography of human computer "SHAKUNTALA DEVI".</p> <p>5. Complete all the cutting and folding activities given on the last page of your textbook.</p>	<p><u>Apilka</u></p> <p><u>Sumit</u></p> <p><u>Aditya</u></p> <p><u>Shreyas</u></p>
SCIENCE	<p>CHEMISTRY: Experiment: Choose any three ingredients commonly found in your kitchen (e.g., sugar, salt, turmeric powder, lemon juice, baking soda).</p>	<p><u>Anika</u></p> <p><u>Arushi</u></p>

Investigation: For each ingredient, try to answer the following questions through simple observations and safe experiments (with adult supervision):

1. What does it look like (color, texture, state - solid, liquid, powder)?
2. How does it taste (only if it is safe to taste and with adult permission, a tiny pinch)?
3. What happens when you mix it with water? Does it dissolve? Does it change color?
4. Can you think of one way this ingredient is used in cooking or at home?

Presentation: Create a table to present your findings for each ingredient in a file. Include pictures if you want.

BIOLOGY:
Collection: Collect any different type of waste materials from your home (e.g., plastic bottles, cardboard boxes, old newspapers, vegetable peels, broken toys).

Innovation: Think creatively about how you can reuse or repurpose these materials to make something useful or decorative.

Prachi
- 6/5/26

	<p>Creation: Make at least one new item using the collected waste materials.</p> <p>Explanation: Write a short description of what you have made and how you made it. Explain why reusing waste is important for our environment.</p> <p>PHYSICS: Prepare a SCIENCE DICTIONARY using atleast 20 scientific terms</p>	<p><i>Arushi</i> 6/5/26</p> <p><i>Arushi</i> 6/5/26</p>
<p>SOCIAL SCIENCE</p>	<p>HISTORY: 1. Imagine you are living in the early human age (Hunters and Gatherers). Write a 5-day diary describing: What you eat, Where you live, Tools you use, Daily challenges Add drawings of tools, caves, or fire. Keep it creative like a real diary. 2. Talk to your grandparents/elders. Create a family timeline: 3-4 generations Important events (education, migration, jobs) ↓ Add photos or drawings.</p> <p>GEOGRAPHY: 1. Create a handmade atlas (5-6 pages): World map (continents & oceans) India map (states & capitals)</p>	<p><i>Arushi</i></p> <p><i>Arushi</i></p> <p><i>Arushi</i></p>

Major rivers and mountains
Use colors, symbols, and a key (legend).
Add 2-3 facts on each page.
2. Observe weather for 7 days.
Make a table:
Date
Temperature (approx.)
Weather condition (sunny/cloudy/rainy)
Add a conclusion:
Which type of weather was most common?
Relate it to what you studied about weather & climate.

CIVICS:

- Create a "Unity in Diversity" Collage depicting festivals of India
- List 5 Fundamental Rights
- List 5 Fundamental Duties
- Write a paragraph on how these differences make your life more "colorful" and interesting.

ECONOMICS:

(Note: Write answers in 3-4 lines)

Q1. Why do people work?





Q2. What is the difference between Economic and Non-Economic Activities?
Give examples.

Make a project on:
What work people around you do (parents,

P. P. P. P. P.

Q. Q. Q. Q. Q.

h. h. h. h. h.

	shopkeepers, helpers, etc.) Identify whether it is paid or unpaid work Add drawings or pictures.	
SANSKRIT	संस्कृत ग्रीष्मकालीन गृह कार्य* 1. अकारांत-पुल्लिंग-शब्दाः 2. आकारांत-स्त्रीलिङ्ग-शब्दाः 3. अकारांत-नपुंसकलिङ्ग-शब्दाः उपरोक्त विषय से संबंधित प्रत्येक से दो-दो शब्द तीनों वचनों में लिखिए एवं चित्र बनाइए। 4. शब्द रूप 'बालक' 5. धातुरूप 'दृश्' लट्लकार (उपरोक्त कार्यों से संबंधित सुंदर फाइल तैयार करें)	 
COMPUTER	► Make a Power Point Presentation on Computer Languages. ► Make a Power Point Presentation on Algorithms. Note: Minimum 10 slides for each topic.	
V.MATHS	1) Write Biography of father of vedic maths "SHRI BHARTI KRISHNA TIRTHJI". 2) Learn and write 16 sutras with it's meaning. 3) Complete "ASSESSMENT- 3" which is given on page number 43-46.	




CLASS TEACHERS

(Class 6 A) Sir Arpit - .

(Class 6 B) Sir Saif -

(Class 6 C) Ma'am Hina -

(Class 6 D) Ma'am Ayreen -


6/5/20

6/5/20

6/5/20