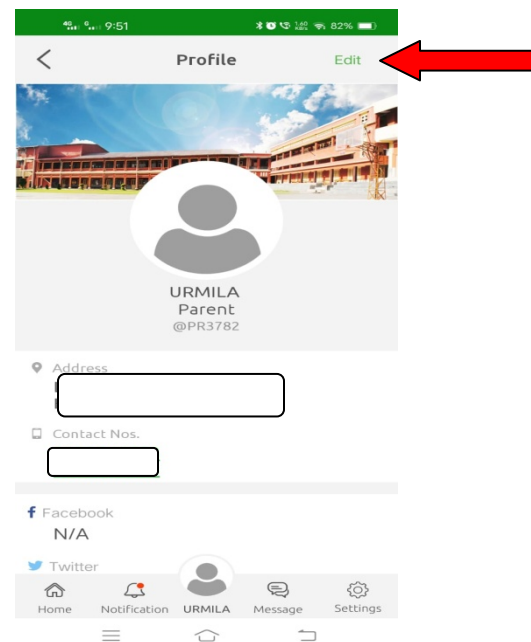
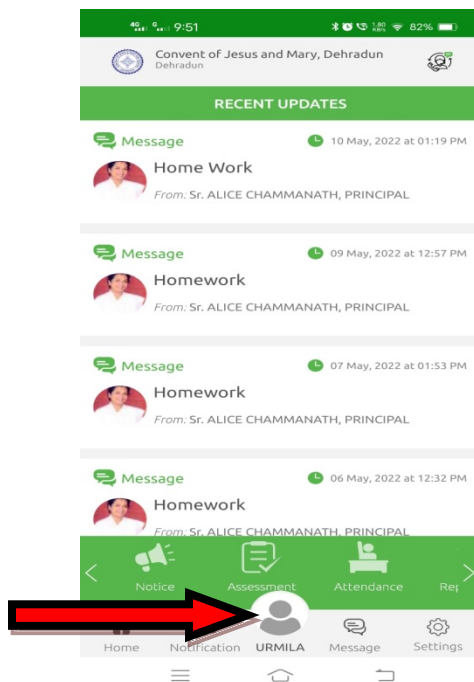


Steps to upload your ward's profile picture in E-care pro app.

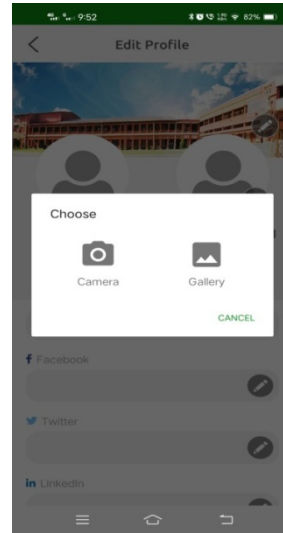
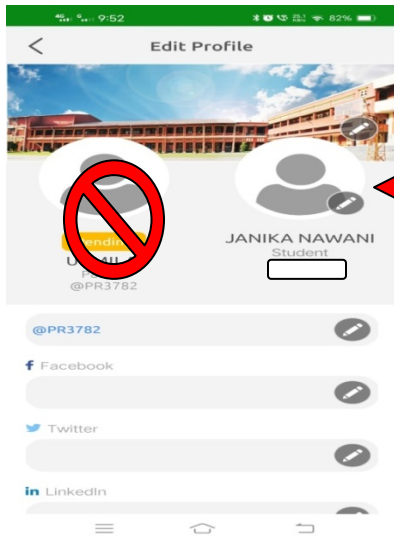
**MANDATORY** to upload the latest photograph in school uniform  
**for School ID Card.(Kindly check the Sample)**

Step 1:- Open your E-Care app

**Note:- Your E-care pro Should be updated.**

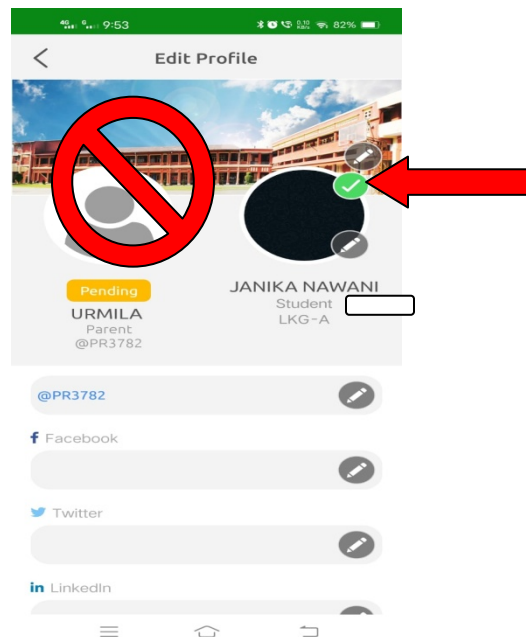



Click here for ***edit***



*\*click here to upload your ward's **passport size** photo with **red back ground**.*

**Note:-** Upload your ward's **passport size** photo **ONLY without surroundings**. Size should be less than or 5 MB ONLY.



\* Check all the details CAREFULLY then click the **GREEN** tick icon.

\* For any queries contact on Mob. No. **8534033425** only during office hours

\* **Sample image** for the ID card:-



\*Last Date to upload the photograph is **15 May,2022**