

Convent of Jesus and Mary

Class II – Summer Holiday Homework (2026–27)

☀️ Dear Students,

Summer vacations are a wonderful time to relax, explore, learn new things, and create happy memories! Along with enjoying your holidays, complete the following tasks.

📖 English

- 🖋️ Cursive Writing – Complete up to Page 25 in Write Fluently. Write one page neatly every day.
- 📖 Reading Time – Read interesting story books and enjoy the magical world of stories.
- 📄 Unit–2 Dictation will be conducted on 18th July.
- 🍌 Creative Writing – Practice describing any five animals in school rough notebook.
- 🔄 Revise all the topics covered in class regularly.
- 👥 'Pairs' assessment will be conducted on 3rd July.
- 📖 Complete all the written work of Unit–2 in the Literature notebook.

✚ Mathematics

- 📊 Revise all the concepts taught in class thoroughly.
- 📖 Complete Lesson 3 – Fun with Numbers from Joyful Mathematics textbook.

🌱 EVS

- 🌿 Revise all the topics covered in class.
- 📄 Project Work – Plant a sapling and carefully fill in the Observation Sheet attached.

👄 Hindi

- PT–1 का पाठ्यक्रम याद करें।
- सुलेखन पुस्तक पूरी करें।

🌍 GK Activity

- Paste pictures of things we get from plants and animals on an A3 size sheet. Divide the sheet into two halves.

🎨 Art & Craft

- 🖍️ Draw a beautiful landscape and a colourful colour wheel in your art file. Any colouring medium may be used.
- ♻️ Create one decorative wall hanging using waste materials creatively.

Computer

- Learn Lesson 1 – Know About Computer.

PT–1 Syllabus

English – Literature

- My Bicycle
- Out! Out!

English – Language

- Alphabetical Order
- Sentences – Types of Sentences, Jumbled Sentences

Mathematics

- Forward & Backward Counting (1–1000)
- Counting in Groups (Tens and Ones)
- Number Concepts (1–1000): Ascending/Descending, Number Names, Missing Numbers, Before & After, Smallest & Greatest, What Comes Between?, Put $<$, $>$, $=$, expand in both ways

EVS

- Parts of a Plant
- Different Plants
- Plants are Useful

Hindi

- सूरज आया कविता
- र के रूप
- संयुक्त व्यंजन
- द्वित्व व्यंजन व संयुक्ताक्षर
- इ, ढ, ज़, फ़, औ के शब्द
- अनुच्छेद लेखन

English Literature Unit – 2 (to be done in the literature copy)

Welcome to My World

Dictation Words

1. fun
2. climb
3. leap
4. swim
5. horse
6. fly
7. like
8. none
9. bird
10. front
11. sniff
12. remove
13. joy
14. blink
15. difficulties
16. looked
17. touched
18. wonderful
19. lamb
20. eyes

Paragraph dictation. Learn full page 28.

I. Word Meanings

- a) leap – to make a large jump.
- b) sniff – to smell something.
- c) blinked – shut and open the eyes quickly.
- d) wonderful – amazing.

II. Rhyming Words

1. leap – sheep, deep, keep
2. fish – wish, dish
3. taste – waste, paste
4. game – shame, came

III. Question and Answers

Q1. What can the child in the poem do?

A1. The child in the poem can act like animals and birds.

Q2. Why was Onshangla quiet when she returned from school?

A2. Onshangla was quiet because she was worried how the new boy who was blind, will do things.

Q3 How did mother help Onshangla?

A3. With the help of a game mother helped Onshangla to understand that if a child cannot see, there are other ways of finding out things.

IV. Fill in the blanks.

- a) Onshangla was very quiet one day.
- b) A new boy came to Onshangla's school.
- c) Ava placed milk and biscuits on the table.
- d) Ava played a new game with Onshangla.
- e) Onshangla said, "Oh! It is not water, it is orange juice."



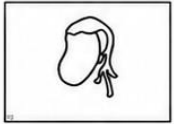
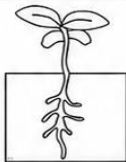

V. Make Sentences.

- a) swim - I can swim in the swimming pool.
- b) juice - Juice comes in many flavours.
- c) quiet - My class is very quiet.
- d) rose – Rose is a beautiful flower.

EVS OBSERVATION SHEET

Name _____

THE STAGES OF MY PLANT

Stages	Date	Observations
 seed		
 shoot		
 roots		
 seedling		
 plant		

🌟 Complete all the work neatly and sincerely. Enjoy your holidays, stay healthy, help your parents, and come back refreshed with lots of smiles and learning! 🌟

Happy Holidays!