

Holiday Homework for class I (2026-27)

1. English

- a) Help your child develop her reading skill by giving her story books to read.
- b) Revise 'Prepositions' – in, on, under, near. Attempt the given worksheets independently. (worksheets attached)
Paste the completed worksheets in the language copy. (black and white printout)
- c) Write fluently – Do cursive writing practice in 'Write Fluently – I' till page 20. Mention the dates on each page.

2. Maths



- a) Do chapters 3 & 4 in Joyful Mathematic workbook as practice.
- b) Revise all the concepts from 1-100.
 - Number names
 - Before and after
 - Missing numbers
 - Ascending/descending order
 - Greater/less than (>, <, =)

3. EVS

- a) Revise all the lessons covered in class for the upcoming PT1 in July. Read all lessons well and learn all written work done in EVS notebook.
- b) Help your child develop these life skills during summer break so that they become independent. These life skills will also help in developing their motor skills.
 - Tie a shoe lace.
 - Buckle/unbuckle their school belt.
 - Button/unbutton shirt.
 - Turn pages and finding out the required page in a book.
 - Change their clothes
 - Brush their teeth
 - Make a simple bread-butter sandwich.

Spend time doing what you enjoy! (Cycling, art and craft, dance, swimming etc)

- c) **Project – (roll no. 1-22) :-** Help your child to make Flashcards (as shown) on 'Types of Houses.' Also mention the names of houses along with their pictures/cut outs. One house on one flashcard. You can take up 6-7 types of houses. You can make changes or enhance it as per your wish, the sample is attached. The topic has been done in GK book as well.



(roll no. 23 onwards) :- Help your child to make Flashcards on 'Neighbourhood Places.' Also mention the names of places- hospital, post office etc. along with their pictures/cut outs. One place on one flashcard. You can take up 6-7 places. You can make changes or enhance it as per your wish, the sample is attached. The topic has been done in GK book as well.

4. Hindi

क) PT-1 का पाठ्यक्रम याद करेंगे।

ख) प्रतिदिन पठन कौशल का अभ्यास करेंगे।

ग) सुलेखन पुस्तक (Handwriting Book) में इ मात्रा तक कार्य पूरा करेंगे।

घ) इ मात्रा के 10 चित्र नाम सहित A4 शीट पर लगाएँगे।

5. Art and Craft

a) Paper bag Puppets

Use paper bags or envelopes to make puppets on it.

b) Tissue Paper Art (to be done in A4 sheet)






Tear coloured tissue paper into pieces and paste them to fill in a picture (like a balloon, rainbow etc).



NOTE – Kindly utilize the summer break for the preparation of PT1 assessment. PT1 is beginning from mid-July.

On, In, Under

Look at the picture. Circle the correct preposition.

 <p>on in under</p>	 <p>on in under</p>	 <p>on in under</p>
 <p>on in under</p>	 <p>on in under</p>	 <p>on in under</p>
 <p>on in under</p>	 <p>on in under</p>	 <p>on in under</p>
 <p>on in under</p>	 <p>on in under</p>	 <p>on in under</p>
 <p>on in under</p>	 <p>on in under</p>	 <p>on in under</p>

WORKSHEET – 2

Choose the correct preposition to complete each sentence.

1. The books are _____ the shelf.

- A. on B. in C. under



2. The flowers are _____ the vase.

- A. on B. in C. under



3. The bird is flying _____ the sky.

- A. on B. in C. under



4. The pencil is _____ the desk.

- A. on B. in C. under



5. The cookies are _____ the jar.

- A. on B. in C. under



6. The ball is _____ the box.

- A. on B. in C. under



7. The hat is _____ the table.

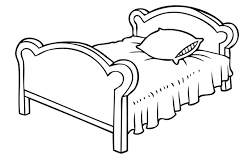
- A. on B. in C. under



Fill in the blanks.
(in, on, under, near)



1. The cat is _____ the table.



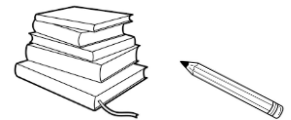
2. The girl is _____ the bed.



3. The apples are _____ the basket.



4. The dog is sleeping _____ the table.






5. The pencil is kept _____ the books.



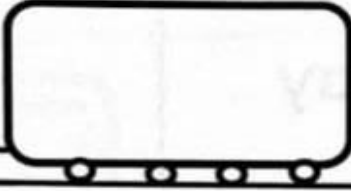







6. The boy is standing _____ an umbrella.


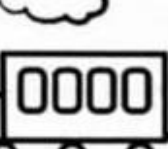
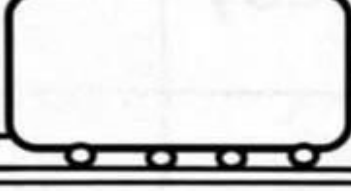

DAYS OF THE WEEK



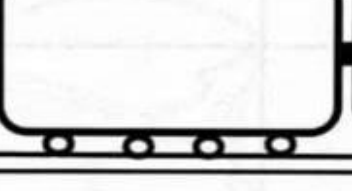
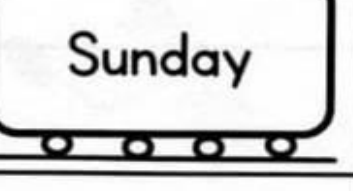
What day comes next/before?



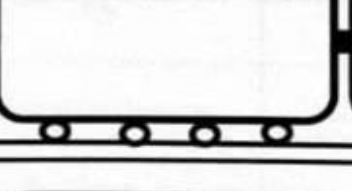

1.   Wednesday Thursday 




2.    Friday Saturday 

3.   Sunday  Tuesday 

4.    Tuesday Wednesday 

5.   Friday  Sunday 

6.   Tuesday  Thursday 

7.   Thursday Friday 

Months of the Year

October July May November January December
June March August September April February

List the months in the correct order.

- | | |
|----------|-----------|
| 1. _____ | 7. _____ |
| 2. _____ | 8. _____ |
| 3. _____ | 9. _____ |
| 4. _____ | 10. _____ |
| 5. _____ | 11. _____ |
| 6. _____ | 12. _____ |

What month is it now? _____

How many months are there in a year? _____

When is your birthday? _____

What is the date today? _____

How many days are there in a week? _____