



INSPIRATION
PUBLIC SCHOOL



Summer

holiday
homework





INSPIRATION PUBLIC SCHOOL

HOLIDAY HOME WORK

CLASS-1

- **ENGLISH-** Do the holiday homework in worksheet.
- **EVS-** Make any 4 community helpers flash cards.
Paste the photographs of your family members on Family Tree worksheet.
- **MATHS-** Do the holiday homework in worksheet.
- **HINDI-** 'उमंग' पृष्ठ संख्या 11-12 पढ़कर पशु-पक्षियों की भाषा लिखकर उनके चित्र चिपकाइये। (दिए कार्य को हिंदी नोटबुक (कॉपी) में करिये।)
- **COMPUTER SCIENCE-** Do the holiday homework in worksheet.
- **CONVERSATION-** Please prepare your ward according to the worksheet.
- **ART & CRAFT-** Do the holiday homework in worksheet.
Do page no. 33,37,40,47 in drawing book.



A little Child

Once upon a time, early in the morning when the sun was just climbing over the hills and all the clouds were rosy pink, a little child lay asleep in his pretty pink bed.



1) When is the story beginning?

- a) morning b) afternoon c) evening.

2) The character in this story is a

- a) teacher b) doctor c) a child

3) The child is _____.

- a) playing b) sleeping c) dancing

4) What is the color of the bed?

- a) pink b) white c) red

Reading Comprehension

Read the short passage and answer the questions.

Fluffy the Cat

Fluffy is a cat. She likes to play. Fluffy can jump very high.



- | | |
|-----------------------------------|---|
| 1. What kind of animal is Fluffy? | <input type="radio"/> dog
<input type="radio"/> cat |
| 2. What does she like to do? | <input type="radio"/> play
<input type="radio"/> jump |
| 3. What can Fluffy do? | <input type="radio"/> jump high
<input type="radio"/> walk |

Family Tree





Count the objects, write the numbers and find the sum.



+



=



+



=



+




=



+



=



+



=



+



=



+



=

Count, sum and circle the correct number .

$$\boxed{\text{3 circles}} + \boxed{\text{2 circles}} = \boxed{4 \ 5 \ 6}$$

$$\boxed{\text{3 leaves}} + \boxed{\text{4 leaves}} = \boxed{7 \ 8 \ 9}$$


$$\boxed{\text{3 apples}} + \boxed{\text{4 apples}} = \boxed{7 \ 8 \ 9}$$

$$\boxed{\text{4 birds}} + \boxed{\text{1 bird}} = \boxed{5 \ 6 \ 7}$$

$$\boxed{\text{2 ice creams}} + \boxed{\text{4 ice creams}} = \boxed{5 \ 6 \ 7}$$

$$\boxed{\text{5 cats}} + \boxed{\text{3 cats}} = \boxed{7 \ 8 \ 9}$$


Subtraction



$$5 - 1 = \underline{\quad}$$



$$4 - 2 = \underline{\quad}$$



$$4 - 3 = \underline{\quad}$$



$$10 - 4 = \underline{\quad}$$




$$9 - 6 = \underline{\quad}$$



$$7 - 5 = \underline{\quad}$$



$$3 - 2 = \underline{\quad}$$



$$8 - 7 = \underline{\quad}$$

Subtraction



$$5 - 1 = \underline{\quad}$$



$$5 - 3 = \underline{\quad}$$



$$6 - 4 = \underline{\quad}$$



$$7 - 3 = \underline{\quad}$$



$$5 - 2 = \underline{\quad}$$



$$6 - 2 = \underline{\quad}$$



$$5 - 3 = \underline{\quad}$$



INSPIRATION PUBLIC SCHOOL

Class – I

Subject – Computer Science

Name: _____

1. Match the computer parts with their names.



1.

A. Keyboard



2.

B. Monitor



3.

C. Printer



4.

D. CPU



5.

E. Mouse



6.

F. Speakers

2. Circle the man - made things.

a



b



c



d



e



f



g



h



i



CONVERSATION HOLIDAY HOMEWORK

Class: 1

SHOW AND TELL

How we change over time

Bring 1-3 items (photos, toys, clothing etc.) in a bag to show how you have changed over time from baby to now.

Greetings:

Hello class!

Hello classmates!

Good morning everybody!

Introducing Myself:

I am ___ of class ___ and today I want to show you objects that have changed over time from baby to now.

Introducing my objects:

I want to show my.....

Justify why you like it

I like it because ____

NOTE: This will be witnessed during the show and tell session after the summer break. Dates will be shared after the school reopens.

INSPIRATION PUBLIC SCHOOL

Summer holiday homework

Paste the PISTA SHELLS on the tree and colour them -

