

MODREN PUBLIC SCHOOL

KHIZRABAD

SESSION

2025- 2026

HOLIDAYS HOME WORK

SUMMER VACATION

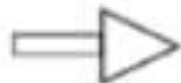
1 to 20 Counting

What comes after

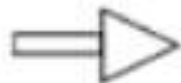
2



4



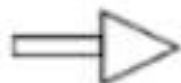
6



3



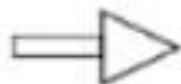
7



5



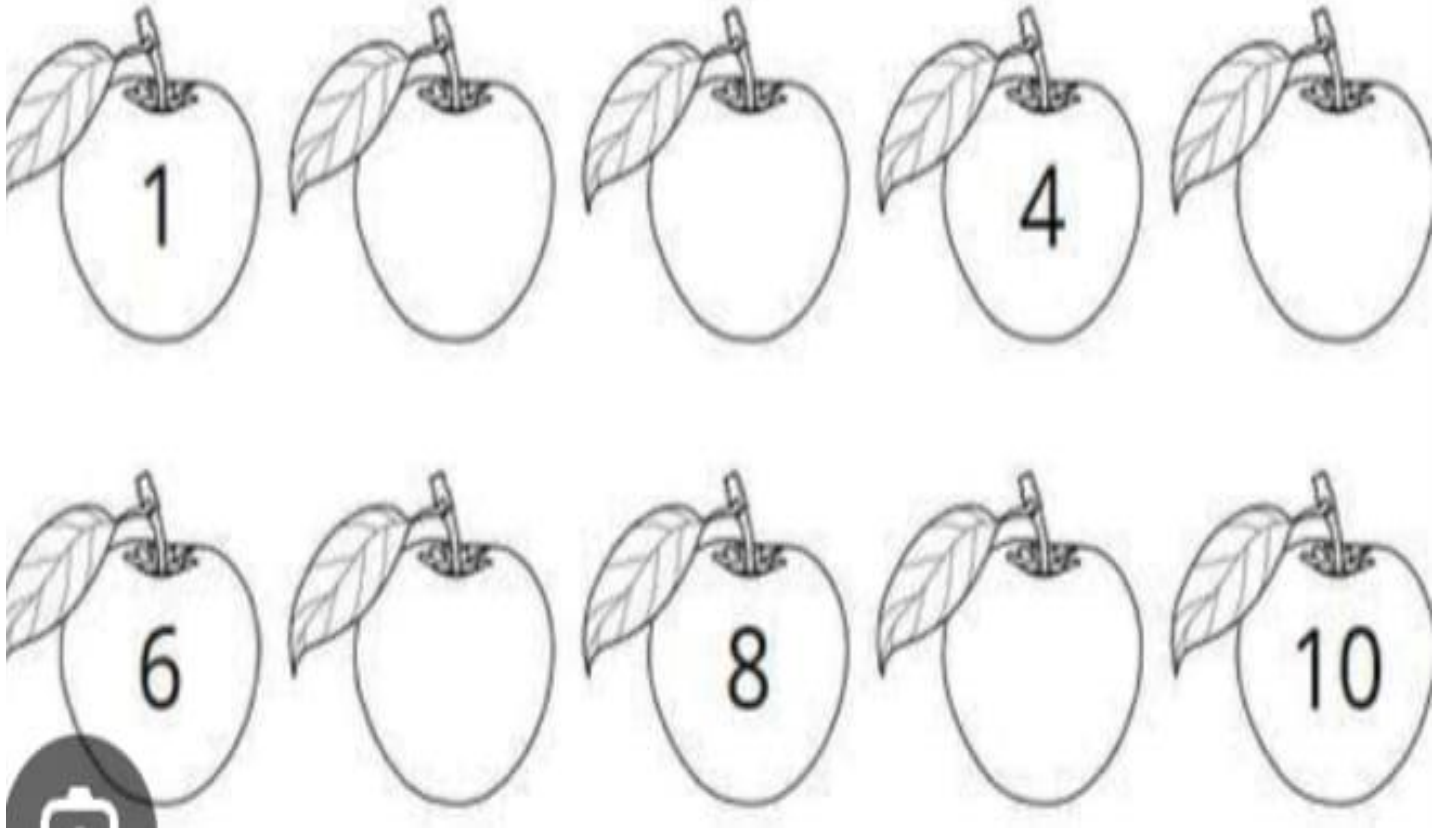
1



8



Missing numbers 1 to 10




COUNT AND MATCH

Count objects given on right side and match them with correct number.

6 •

•



7 •

•



8 •

•



9 •

•












10 •

•



COUNT AND WRITE

[illegible]

ENGLISH WORK

A TO Z



Write the First Letter of the Given Picture

























Write the First Letter of the Given Picture



























अ सै आः

अ आ इ ई

उ ऊ ऋ

ए ऐ औ औ

अं आः

अक्षर को चित्र से मिलाओ

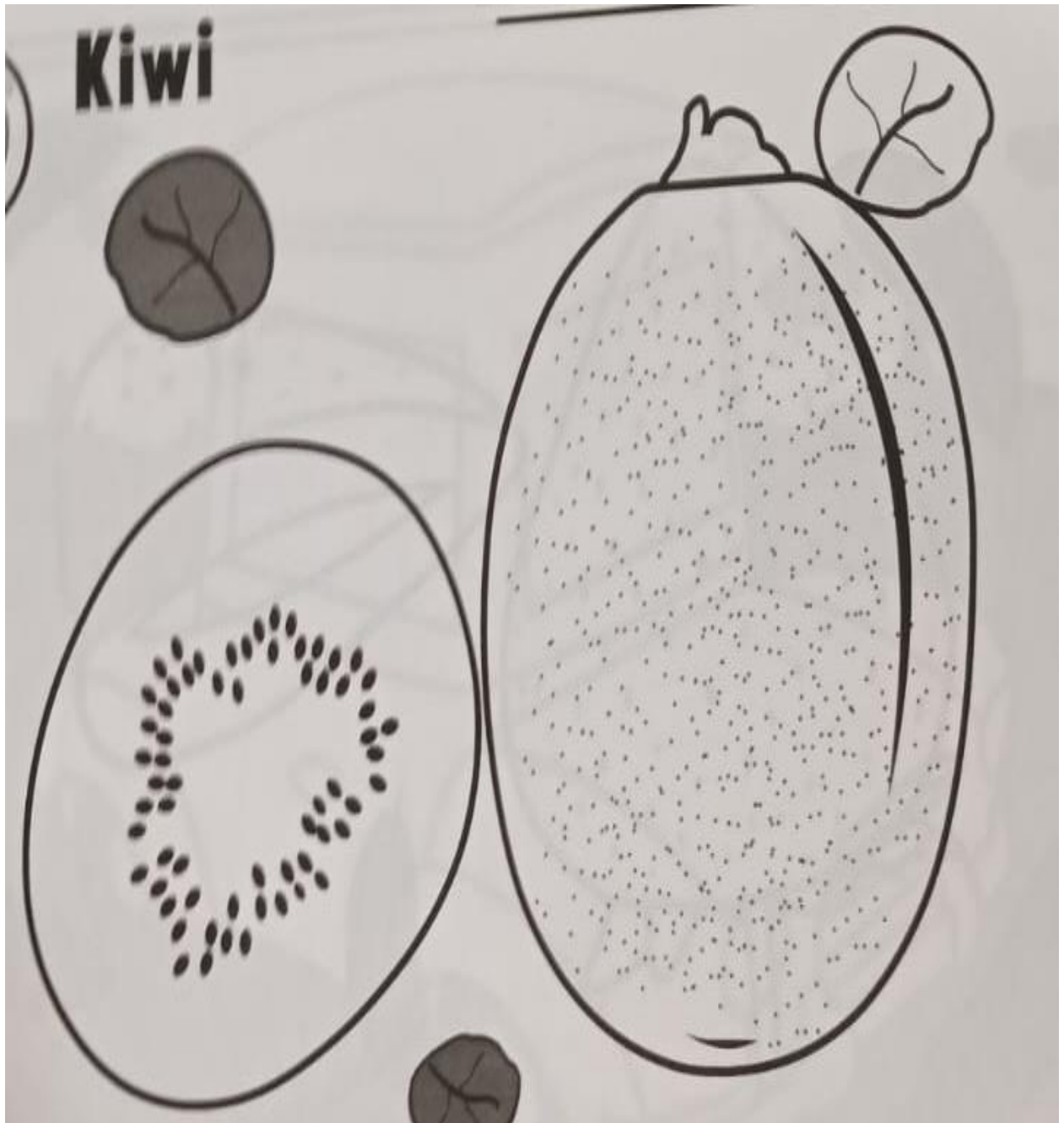
ए	.	.	
ऐ	.	.	
ओ	.	.	
औ	.	.	
अं	.	.	
अः	.	.	

LEARN AND WRITE 5 TIMES IN 3 IN ONE NOTEBOOK.


Watermelon



Kiwi



Guava




Monkey





Grapes



*G.k Questions *

- 1.What is your name?
- 2.How are you?
- 3.In which class do you read?
- 4.what is the name of your school?
- 5.Where do you live?
- 6.what is the colour of your eyes/Nose/Teeth?
- 7.What is the colour of grass/Leaves/ Tree?
- 8.What day is today?
- 9.Which month is going on?
- 10.The weather of today is?
- 11.What is the colour of your blood?
- 12.How many colours are there in the rainbow?

LEARN IT

- Tell me what to do
- Stand up
- Sit down
- Raise one hand
- Raise both hands
- Clap
- Shake hand and say how do you do?
- Hug each other
- Look to your left
- Look to your right
- Look up
- Look down
- Look at the door
- Look at the window

Some Sentences

1. I am feeling hungry please give me some food.
2. Please change my dress.
3. Please help me in doing my work.
4. My friend is waiting outside. May I go out to play.
5. May I go my dad has come.

General conversation

Sentences

- May I come in mam
- May I drink water please
- May I go to wash room
- Mam ,may I go my mom has come.

Heavy and Light



light bag



heavy bag



Tick the heavy objects and cross the light ones

☐☐

Teacher's note: Use concrete objects to help the student experience the concepts of heavy and light.



I can

do it on my own.

do it with help.

identify, count and match numbers 11 to 20.

identify heavy and light objects.

MAKE A CHART

Thick and Thin



This crayon is **thick**.



This crayon is **thin**.



Tick the thick objects and cross the thin ones.



Tall and Short

This boy is short.



This boy is tall.



Circle the tall pictures.



I can

identify thick and thin objects.

identify tall and short objects.

do it on my own.

do it with help.

**Make an activity
or model based
on waste
material.**

MAKE A CHART OF BIG FAMILY

OR

MAKE A CHART OF SMALL FAMILY

We See Leaves


We see orange
We see brown.
We see leaves
On the ground.
We see yellow
We see red.
We see leaves
Above our heads.



Families

Families are people,
Who care about you.
My family is special,
Yours is too!

One family is big,
While another is small.
No one is the same as other,
Yet, you love them all.



10 PERSONAL HYGIENE HABITS YOU SHOULD TEACH YOUR KIDS

1. How to Wash Hands



2. Oral Hygiene

3. Toilet Hygiene



4. Teach to Clean Body

5. How to Trim Nails



6. Food Washing Techniques

7. Wearing Clean Clothes



8. Sleeping Hygiene

9. Sneezing Hygiene



10. Keeping House Clean

ENJOY SUMMER VACATION

