

Road Safety : Vehicles and Roads

Exercise Answers (Std 9 – GSEB)

Write detailed answer:

Q1. Explain traffic signals.

Traffic signals are automatic lights installed at crossroads to control traffic and prevent accidents.

Red Light – It means stop. Vehicles must stop before the stop line.

Yellow (Amber) Light – It means wait or be ready to stop. If the vehicle has crossed the stop line or is very close, it may proceed cautiously.

Green Light – It means go. Vehicles can move ahead if the road is clear.

Traffic signals help maintain discipline and reduce accidents.

Answer to the point:

Q1. State the matters included in the right of way.

Right of way includes giving priority to:

Pedestrians at zebra crossing

Vehicles already moving on the main road

Emergency vehicles like ambulance, fire brigade and police vehicle

Vehicles coming from the right at uncontrolled crossings

Answer briefly:

Q1. When should one not take a U-turn?

One should not take a U-turn:

Where there is a No U-turn sign


At sharp curves

Near bridges, narrow roads and busy crossings


Where visibility is poor

Q2. What does yellow (amber) light indicate?


Yellow (amber) light indicates that the driver should slow down and be ready to stop. It warns that the signal is about to change to red.

 4 Choose the correct option:

On which side of the road one should drive on a public road with two-way traffic?

 (A) To the left of the road


On which side should a heavy vehicle be driven, when a road has more than one lane?

 (A) Right side of the road

Which vehicles should be given priority to go ahead?

 (A) Emergency vehicle

In which lane should the driver move who wants to go left?

 (B) In the lane to his left