

## Steps for Online School Fees Payment

1. Download and install the **Franciscan e-Care App** from the App Store/Play Store.




2. Open the app and enter the **School Code: SFSSAM**, then tap **Continue**.




3. Obtain your **User ID and Password** from the School Office.
4. Enter the provided **Username and Password**, then tap **Continue**.

Welcome to  
St. Francis School, Samlong, Lowadih, Ranchi 834010



[Change School>](#)

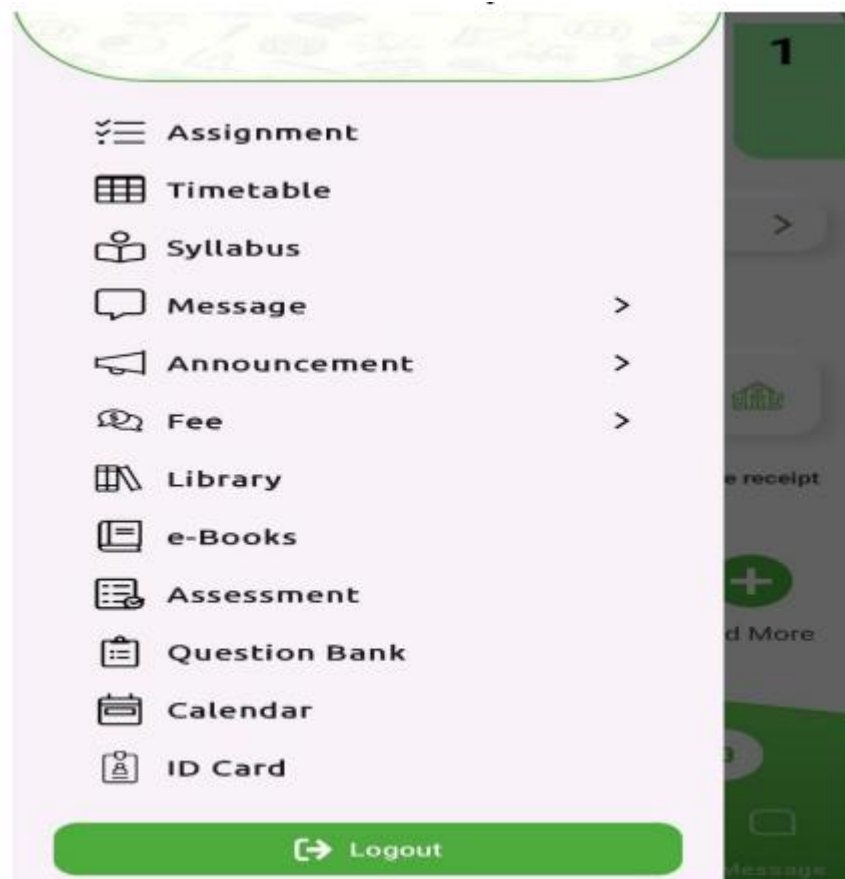
Enter User Name  
pr4082

Enter Password  
..... 

[Forget Password?](#) [Help](#)

[Previous](#) [Continue](#)

5. From the home screen, go to **Menu → Fee → Pay Fee.**



6. Enter your **Email ID**.

The screenshot shows a payment form with the following sections:

- Mobile:** A text input field.
- Email:** A text input field with a red underline.
- Select Fees Type:** A dropdown menu with "SCHOOL" selected.
- Select Installment:** A dropdown menu with "None selected" and two downward arrows.
- Payment Details:** A section header.
- PAY NOW:** A green button.

7. Select the **Fee Type** (School Fee or Transport Fee).

The screenshot shows the "Select Fees Type" dropdown menu with the following options:

- SCHOOL
- SCHOOL
- TRANSPORT
- ADMISSION (highlighted in blue)
- DECEMBER
- JANUARY

8. Choose the applicable **Installment/Month(s)** and tap **Pay Now**.

The screenshot shows the "Select Installment" dropdown menu with the following options:

- DECEMBER, JANUARY (selected in the dropdown)
- DECEMBER (checked)
- JANUARY (checked)
- FEBRUARY (unchecked)
- MARCH (unchecked)

9. Tick the confirmation checkbox and tap **Proceed**.

- **St. Francis School, Ranchi** enables users to pay school fee online through e-Care portal of parents of **St. Francis School, Ranchi**. Online Services are provided through a secure website using Franciscan e-Care online payment system. All such Online Services shall be subject to these Terms and Conditions for Online Services, and the Terms of Use of the **St. Francis School, Ranchi's** portal, which are incorporated herein by reference.
- **St. Francis School, Ranchi** shall be entitled at any time without prior notice or any liability to you, to cancel or suspend the Online fee payment services and/or to

I have read and agree to the Terms & Conditions.

Proceed

Close

10. Select your **Payment Mode** (Debit/Credit Card, Net Banking, or UPI) and enter the required details.

← Fee Payment

Total Amount INR 2150.00

**Payment Information**

Credit Card

We Accept :

Card Number

Expiry Date Month  Year  CVV

I agree with the [Privacy Policy](#) by proceeding with this payment.

**INR 2150.00** (Total Amount Payable)

Make Payment

[Cancel](#)

Debit Cards

Net Banking

UPI

EMI Options

11. Enter the **OTP** received and tap **Pay Now** to complete the payment.

Enter OTP

Check your Mobile for the OTP

One Time Password

Submit