

# NURSERY SUMMER HOLIDAY HOMEWORK 2026-2027



**Summer is messy,  
Summer is fun,  
Trips to the beach,  
In the hot, hot Sun,  
Let's give summer,  
A big fat cheer!  
Summer is the best time of the year.**

**Dear Parents,**

**As we welcome the much-awaited summer vacation, it brings with it a wonderful opportunity for our little ones to relax, explore, and rejuvenate. It is also a perfect time for children to learn beyond the classroom — to discover, create, and grow both physically and mentally.**

**To keep the spark of learning alive during the holidays, we have prepared engaging and colorful worksheets for your child as part of their Summer Holiday Homework. These have been thoughtfully designed to make learning enjoyable and meaningful.**

**Instructions:**

**We have sent the worksheets as printed pages. Kindly get them spirally bound to form a neat and attractive Holiday Homework booklet.**

**The completed spiral-bound homework must be submitted on the first day after the vacation.**

**We encourage you to help your child make it colorful and creative so that they enjoy the process while learning**

**Let this summer be a blend of fun, learning, and discovery. Along with these worksheets, take time to involve your child in daily activities, explore nature, read books, play games, and most importantly, create beautiful memories together.**

**Wishing you a joyful and safe summer break!**

**HOLIDAYS HOME WORK**

**ENGLISH** : Do only three pages in school Note Book Aa to Ff

**English Rhymes** : Revise poems, Prayer , Ten little fingers

**English Reading** : Read Aa-Ff from English Reading book with phonic sound

**English Workbook**: Do practice of pg no. 36,37,39,40,41 in English Workbook

**G. K.** : Revise Myself, My body, I can do this from G.K. book(magic in a box General Awareness)

**Maths**: Do practice of counting, written 1 to 5 (Do only three pages in school Note Book) and oral 1 to 10.

**Maths Book**: Do PG NO. 19,21,24,25,38,39 in Maths Book (Magic in a box)

**Maths Workbook**: Do practice of pg. no. 22,24,28 in Maths Workbook.

**Hindi** : Do practice of Swar (Do three pages in School Note Book)

**Hindi Reading** : Revise pg no.2,6,7 From Hindi Reading book.

**Hindi Rhymes**:- Revise pg no 14,15,16 From Hindi Rhymes Book.

**Conversation** : **Revise Question /Answer**

Q.1-What is your name?

Ans:-My name is\_\_\_\_\_.

Q.2-How old are you?

Ans:-I am \_\_\_\_\_years old.

Q.3-Who are you?

Ans:-I am a \_\_\_\_\_

Q.4:-In which class do you read ?

Ans:-I read in **Nursery** class.

Q.5:-Who is your class teacher?

Ans:-\_\_\_\_\_is our class teacher.


Q.6:-Who is your Principal ?

Ans:-**Sister Jesina** is our principal

Q.7:-Who is your vice principal ?

Ans:-**Sister Lismy** is our vice principal .

Aa



A A A a a a

Handwriting practice area consisting of multiple sets of blue horizontal lines. Each set includes a red starting dot on the top line and a red ending dot on the bottom line, providing a guide for letter height and placement.



B b

BALL

B B B b b b

Handwriting practice lines consisting of multiple rows of blue horizontal lines. Each row contains a red starting dot on the top line, followed by a red starting dot on the bottom line, indicating the correct placement and direction for writing the letters B and b.

Cc




Cup

C C C c c c

Tracing practice area with multiple rows of dotted letters 'C' and 'c' on lined paper.

Dd

Duck



D

D

D

d

d

d

.

.

.

.

.

.

.

.

.

.

.

.

.

.

.

.

.

.

.

.

.

.

.

.

.

.

.

.

.

.

.

.

.

.

.

.

.

.

.

.

.

.

.

.

.

.

.

.

.

.

.

.

.

.

.

.

.

.

.

.

Write Using Dots


Date

GES Kot Iqbal Chakwal

Day

Ee

Egg

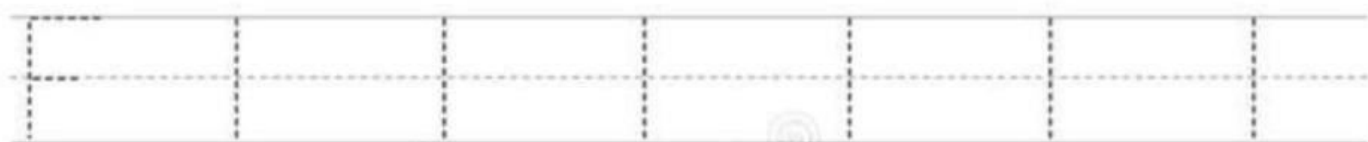
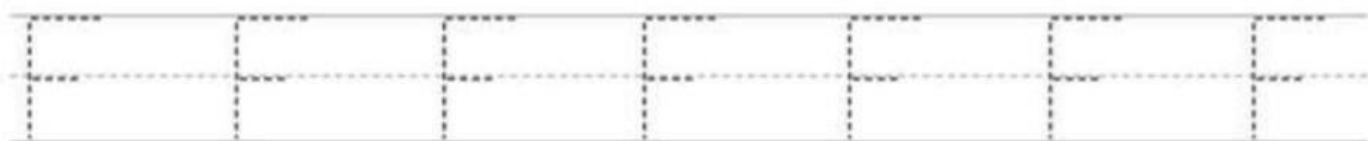
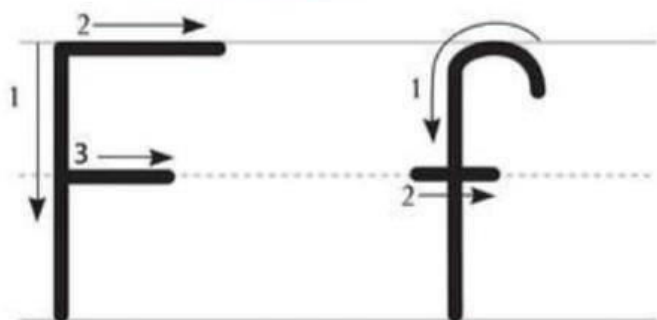


E E E e e e e


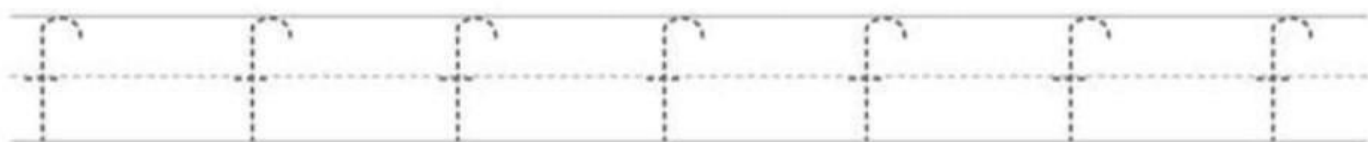
Tracing practice area with multiple rows of handwriting lines. Each row contains a starting dot for the letter 'E' on the top line and a starting dot for the letter 'e' on the middle line. The letters are not yet written, only the starting points are marked.



# Writing Practice - Letter F



dreamstime.



# Write Alphabets

Date

GES Kot Iqbal Chakwal

Day

A a

B b

C c

A a

B b

C c

D d

E e

F f

D d

E e

F f

Sign: C.Teacher

Sign: Principal

Sign: Guardian



A



d



D



a



B



e



E



b



C



c





## Letter Picture Match

Match the words with the pictures.

D



B



F



C



A



३

ॐ

ॐ

ॐ

• एक जैसे अक्षरों का मिलान कीजिए।

उ

अ

ऊ

उ

अ

ऊ


• चित्र देखकर अक्षर से मिलान करो



ऊ



उ



अ

1 to 5

1

. . . . .

2

3

4

5

1

. . . . .

2

3

4

5

3

3

1

2





4





# BIG & SMALL

Color Big object with red and Small with blue.





# Match the numbers

1

3

2

5

3

4

4



1

5

2



Circle the odd one out in each of the given sets of pictures.



MATH







# Words Coloring: Boy and Girl



Let's learn the words **boy** and **girl**.  
Color each letter in the words and color the pictures.

boy

girl




# Vegetables


Color the vegetables.



broccoli



carrot



eggplant



potato





pumpkin



mushroom


# Count and write the number



< Name:

Date:


Color the fruit




PURPLE




RED



ORANGE



GREEN



YELLOW











# Match the Body Parts

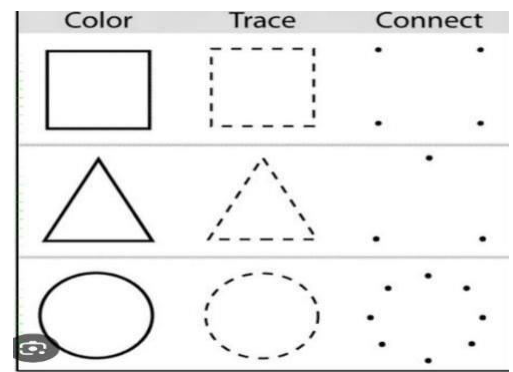


Color the balloons with the correct color.







**Life skill Activity:- Wash toys with help of your mother and set up your toys.**



**Kindly Paste Photographs in My Family Tree.**



**Watering The Birds and Animals.**



**Learn how to tie shoe laces, close the button how to pack your bag.**



**International Yoga Day do yoga poses in the park take a photo graph and paste in scrap book.**



**Make a badge for your father for Father's Day activity, click a photograph with your father (wearing badge) and paste it in scrap book.**



--	--	--

Dear Parents,

As part of our efforts to keep the children creatively engaged and help build their confidence, we are excited to inform you about two upcoming activities planned for our -Nursery students:

1. Show and Tell Activity

To encourage speaking skills and self-expression, we will be organizing a Show and Tell Activity. Kindly help your child prepare any one of the following topics:

My Favorite Fruit

My Favorite Toy

My Favorite cartoon character

My Favorite pet

2. Dance Competition

We will also be hosting a fun Dance Competition to let our little stars shine!

Time Limit: 2 minutes per performance

Help your child practice a simple dance during the summer holidays.

Songs must be age-appropriate and energetic.

Important Notes:

Both events will take place after the summer holidays.

Exact dates will be informed later.

We look forward to seeing our young learners enjoy and participate enthusiastically.

**STORY:-**

**FIRST TERM**

**THE HAPPY BUNNY**

A Little bunny lived in a garden. He liked to hop and eat carrots. One day, he found a big red Carrot. He shared it with his friend. They were happy.

**Moral- Sharing is Caring.**

\*\*\*\*\*