



## **SUMMER HOLIDAY HOMEWORK – CLASS III**

Sacred Heart Convent School (SHCS)

---

Dear Parents,

As summer holidays begin, we hope this season brings joyful moments, peaceful family time, and opportunities for children to learn beyond the classroom walls.







Vacations are not only a time to relax and recharge, but also a beautiful chance for children to discover new interests, build good habits, and grow with confidence and curiosity.

We encourage our students to spend time reading, exploring nature, helping at home, practising creativity, and enjoying meaningful experiences with family and friends. Even small efforts made regularly can nurture responsibility, kindness, discipline, and independence.

At Sacred Heart Convent School, we believe that learning continues in everyday moments — through observation, imagination, conversation, and care.

May this summer be filled with happiness, learning, laughter, and beautiful memories for your child.

### **Holiday Guidelines**

-  Complete the holiday homework neatly and creatively.
-  Read for at least 20 minutes daily.
-  Spend quality time with family and friends.
-  Follow a healthy routine and help your parents at home.
-  Practise kindness, gratitude, and discipline every day.
-  Enjoy outdoor activities and reduce screen time.

 “This summer, let curiosity be the homework and happiness be the timetable.” 



## \*Holidays Homework\*

### **\*Subject-English\***

\*Revise the work done in the class from Tulips and Grammar book.

\*Learn dictation words.

\*Read any English story book.(Mandatory)

#### **\*AIA for holidays\***

\*Activity: Idioms of happiness\*

\*Draw pictures for the each idiom given and make sentence beside it in the Pictionary Notebook.(Conversation Notebook)

1. On cloud nine
2. Over the moon
3. Walking on air
4. A bundle of joy
5. On seventh heaven

Note- Improve your handwriting in the holidays. \*Holidays Homework\*

### **\*Subject-Social Science\***

\*Revise the chapters done in the class.

(Ch- 2 to 4)

\*Read the chapters thoroughly with exercises and glossary.

#### **\*AIA for holidays\***

•Draw and colour different landforms in the scrap book and write a few lines on each landform.

Class 3

### **Subject: Maths**

1. Practice all chapters covered in class till date.
2. Memorize and practice tables from 0 to 12
3. Complete the Tulip worksheet of related chapters.



## Subject – Science

\* Revise the chapters done in the class.

(Ch- 2 to 4)

\*Read the chapters thoroughly with exercises and glossary.

### **\*AIA for holidays\***

Prepare an A-3 size chart neatly and creatively on the topic assigned according to your roll number. Paste or draw relevant pictures, label them properly, and write 4–5 important points about the topic.

### **Roll Number Wise Topics:**

1–3 : Parts of a Plant

4–6 : Types of Roots

7–9 : Structure of a Leaf

10–12 : Trees

13–15 : Herbs

16–18 : Shrubs

19–21 : Annual Plants

22–24 : Biennial Plants

25–27 : Perennial Plants

28–30 : Xerophytes

31–33 : Hydrophytes

34–35 : Submerged Plants

36–37 : Flowering Plants

38–39 : Non-Flowering Plants

40 : Creepers

41–42 : Climbers

### **Instructions:**

- Use an A-3 size sheet only.
- Paste or draw clear and colourful pictures.
- Label all parts neatly.
- Write the names and important points properly.
- Decorate the chart creatively and maintain neatness.



# Sacred Heart Convent Sr. Sec. School

Tejli Road, Jagadhri, Haryana, India

## Subject –Hindi

- Revise the work done in the notebook.
- Read lesson 1–8 carefully.
- Read any one story book.
- Practice Hindi calligraphy to improve your handwriting

## Subject Computer Science

- Revise the work done in the class.
- Practice Lab activity given on page 35 and 36 in MS Word.

