



SUMMER HOLIDAY HOMEWORK – CLASS IV

Sacred Heart Convent School (SHCS)

Dear Parents,

As summer holidays begin, we hope this season brings joyful moments, peaceful family time, and opportunities for children to learn beyond the classroom walls.







Vacations are not only a time to relax and recharge, but also a beautiful chance for children to discover new interests, build good habits, and grow with confidence and curiosity.

We encourage our students to spend time reading, exploring nature, helping at home, practising creativity, and enjoying meaningful experiences with family and friends. Even small efforts made regularly can nurture responsibility, kindness, discipline, and independence.

At Sacred Heart Convent School, we believe that learning continues in everyday moments — through observation, imagination, conversation, and care.

May this summer be filled with happiness, learning, laughter, and beautiful memories for your child.

Holiday Guidelines

-  Complete the holiday homework neatly and creatively.
-  Read for at least 20 minutes daily.
-  Spend quality time with family and friends.
-  Follow a healthy routine and help your parents at home.
-  Practise kindness, gratitude, and discipline every day.
-  Enjoy outdoor activities and reduce screen time.

 “This summer, let curiosity be the homework and happiness be the timetable.” 



ENGLISH

1. Read at least 3 story books and write the book review of any one book (Name of the book , its author , general idea of the story , its main characters) and draw its cover page in your English fair notebooks.
2. Learn all the dictation words done till now.
3. Make a Pictionary of 5 idioms of happiness and 5 idioms of sadness in a separate Conversation notebook.

Happiness –

On cloud nine", "Jump with joy" , "Full of beans" ,"Over the moon" ,"Happy as a clam"

Sadness

"Down in the dumps , Cry one's eyes out" , "Feeling blue" , "A heavy heart" , "Face like a wet weekend

- Write the idiom , its meaning , its usage in at least 3 sentences of your own and make a picture depicting each idiom. For making pictures use unusual materials other than colours. Eg. Use sindoor for red colour , use turmeric for yellow colour . You can come up with the anonymous ideas of your own. Be creative!

1. Prepare for extempore as discussed in class. Topic- Objects . eg. My school bag , My study table , my classroom etc. Note – It is a speaking Activity of 5 marks .
- 5.Revise all the work done till now in Literature, Grammar, Writing.
- 6.Also make a thin notebook of Calligraphy and write one page everyday.

MATHS

1. Practice all chapters covered in class till date.
2. Memorize and practice tables from 0 to 20
3. Complete the Tulip worksheet of related chapters.

SCIENCE

Read the chapters and revise the work done till date.

Complete tulip worksheet of chapters done till date



Science Activity

*Prepare a chart on a sheet (size A3).

Choose any one topic. ↵

1. (Ch. 2) Uses of plants.
2. (Ch. 3)Useful animals
3. (Ch. 4) Endangered and extinct animals.
4. (Ch. 4) Conservation of wildlife (project tiger)
5. (Ch. 4) Conservation of forest (chipko movement)

SOCIAL SCIENCE

- Revise the chapters done in the class with worksheets.(Chapter 1 to 3)
- Read the chapters thoroughly.
- Take a scrap book. Make a list of names of 6 countries that have daytime when it is night-time in India.

(Page 251) of Tulip book.

- Draw diagram of Volcano in your scrap book. (Ch-3)
- Complete Tulip worksheet of chapters done till date.

*Do practice of map (28 states of India with their capitals)

Computer Science

Revise the work done in class.

Practice for Windows Explorer and MS Word Tools at home.

Practice Lab activity on page 19, 30 and 31.