

## NURSERY



Summer is messy,  
Summer is fun,  
Trips to the beach,  
In the hot, hot Sun,  
Let's give summer,  
A big fat cheer!  
Summer is the best time of the year.

Dear Parents,

As we welcome the much-awaited summer vacation, it brings with it a wonderful opportunity for our little ones to relax, explore, and rejuvenate. It is also a perfect time for children to learn beyond the classroom — to discover, create, and grow both physically and mentally.

To keep the spark of learning alive during the holidays, we have prepared engaging and colorful worksheets for your child as part of their Summer Holiday Homework. These have been thoughtfully designed to make learning enjoyable and meaningful.

Instructions:

We have sent the worksheets as printed pages. Kindly get them spirally bound to form a neat and attractive Holiday Homework booklet.

The completed spiral-bound homework must be submitted on the first day after the vacation.

We encourage you to help your child make it colorful and creative so that they enjoy the process while learning

Let this summer be a blend of fun, learning, and discovery. Along with these worksheets, take time to involve your child in daily activities, explore nature, read books, play games, and most importantly, create beautiful memories together.

Wishing you a joyful and safe summer break!

**HOLIDAYS HOME WORK**

**ENGLISH** : Do practice of Aa to Ff

**English Rhymes** : Revise poems, Prayer , Ten little fingers

**English Reading** : Read Aa-Ff from English Reading book with phonic sound

**English Workbook**: Do practice of pg no. 28,29,36,37,39 in English Workbook

**G. K.** : Revise Myself, My body, I can do this from G.K. book(magic in a box General Awareness)

**Maths**: Do practice of counting, written 1 to 5.

And oral 1 to 10.

**Maths Book**: Do PG NO. 19,21,24,25,38,39 in Maths Book (Magic in a box)

**Maths Workbook**: Do practice of pg. no. 20,45,49,52 in Maths Workbook.

**Hindi** : Do practice of Swar(As done in class)

**Hindi Reading** : Revise pg no.2,6,7 From Hindi Reading book.

**Hindi Rhymes:-** Revise pg no 14,15,16 From Hindi Rhymes Book.

**Drawing**: Do colouring in PG NO. 6,7,8,9 in Drawing Book (Begin with colour)

**Conversation** : Revise Question /Answer

Q.1-What is your name?\*

Ans:-My name is\_\_\_\_\_.

\*Q.2-How old are you?\*

Ans.:I am \_\_\_\_\_years old.

\*Q.3-Who are you?\* Ans:-I am a \_\_\_\_\_.

\*Q.4:-In which class do you read\* ?

Ans:-I read in nursery class.

\*Q.5:-Who is your class teacher\* ?

Ans:-\_\_\_\_\_is our class teacher.

Q.6:-Who is your Principal ?

Ans:-Sister Jesina is our principal .

Q.7:-Who is your vice principal ?

Ans:-Sister Lismy is our vice principal .

Date \_\_\_\_\_

GES KOT IQBAL CHAKWAL

Date \_\_\_\_\_

Aa



A A A a a a



# Bb



## BALL

B

B

B

b

b

b

.

.

.

.

.

.

.

.

.

.

.

.

.

.

.

.

.

.

.

.

.

.

.

.

.

.

.

.

.

.

.

.

.

.

.

.

.

.

.

.

.

.

.

.

.

.

.

.

.

.

.

.

.

.

.

.


.

.

.

.

Cc



Cup

C

C

C

c

c

c

.

.

.

.

.

.

.

.

.

.

.

.

.

.

.

.

.

.

.

.

.

.

.

.

.

.

.

.

.

.

.

.

.

.

.

.

.

.

.

.

.

.

.

.

.

.

.

.

.

.

.

.

.

.

.

.

.

.


.

.



Dd

Duck




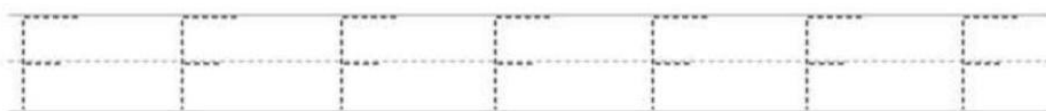

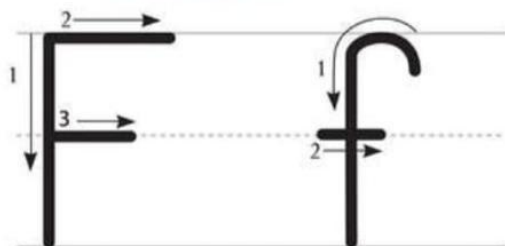
D D D d d d

Handwriting practice lines for the letter 'D'. The page contains ten sets of three horizontal lines (top, middle, and bottom). Each set begins with a small green dot, indicating the starting point for writing the letter. The first three sets are for uppercase 'D', and the next seven sets are for lowercase 'd'. The lines are colored red, blue, and green, and the dots are green.

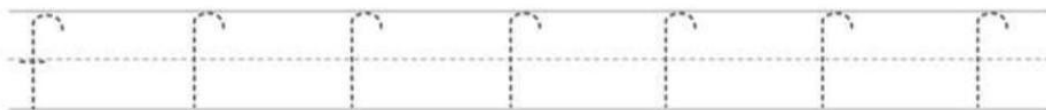
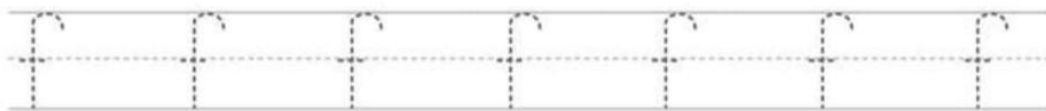




# Writing Practice - Letter F



dreamstime.







# Write Alphabets

Date \_\_\_\_\_

GES Kot Iqbal Chakwal

Day \_\_\_\_\_

Aa

Bb

Cc

Aa

Bb

Cc

Dd

Ee

Ff

Dd

Ee

Ff

Sign: C.Teacher

Sign: Principal

Sign: Guardian





**A**

.

.

**d**

**D**

.

.

**a**

**B**

.

.

**e**

**E**

.

.

**b**

**C**

.

.

**c**





Date-

Day-

Circle the odd letter

A A A D

S S R S

E W W W

Q Q P Q

G K G G



## Letter Picture Match

Match the words with the pictures.

D



B



F



C



A





३

ॐ

अ

अ

• एक जैसे अक्षरों का मिलान कीजिए।

उ

अ


ऊ

उ

अ

ऊ

• चित्र देखकर अक्षर से मिलान करे।



ऊ



उ



अ

1 to 5

1

.

.

.

.

.

2

3

4

5

1

.

.

.

.





.

2

3

4

5







5

3

1

2

4





# BIG & SMALL

Color Big object with red and Small with blue.





# Match the numbers

1

3

2

5

3

4

4



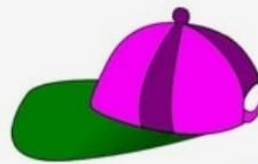

1

5

2



Circle the odd one out in each of the given sets of pictures.



MATH








# Words Coloring: Boy and Girl



Let's learn the words **boy** and **girl**.  
Color each letter in the words and color the pictures.

boy

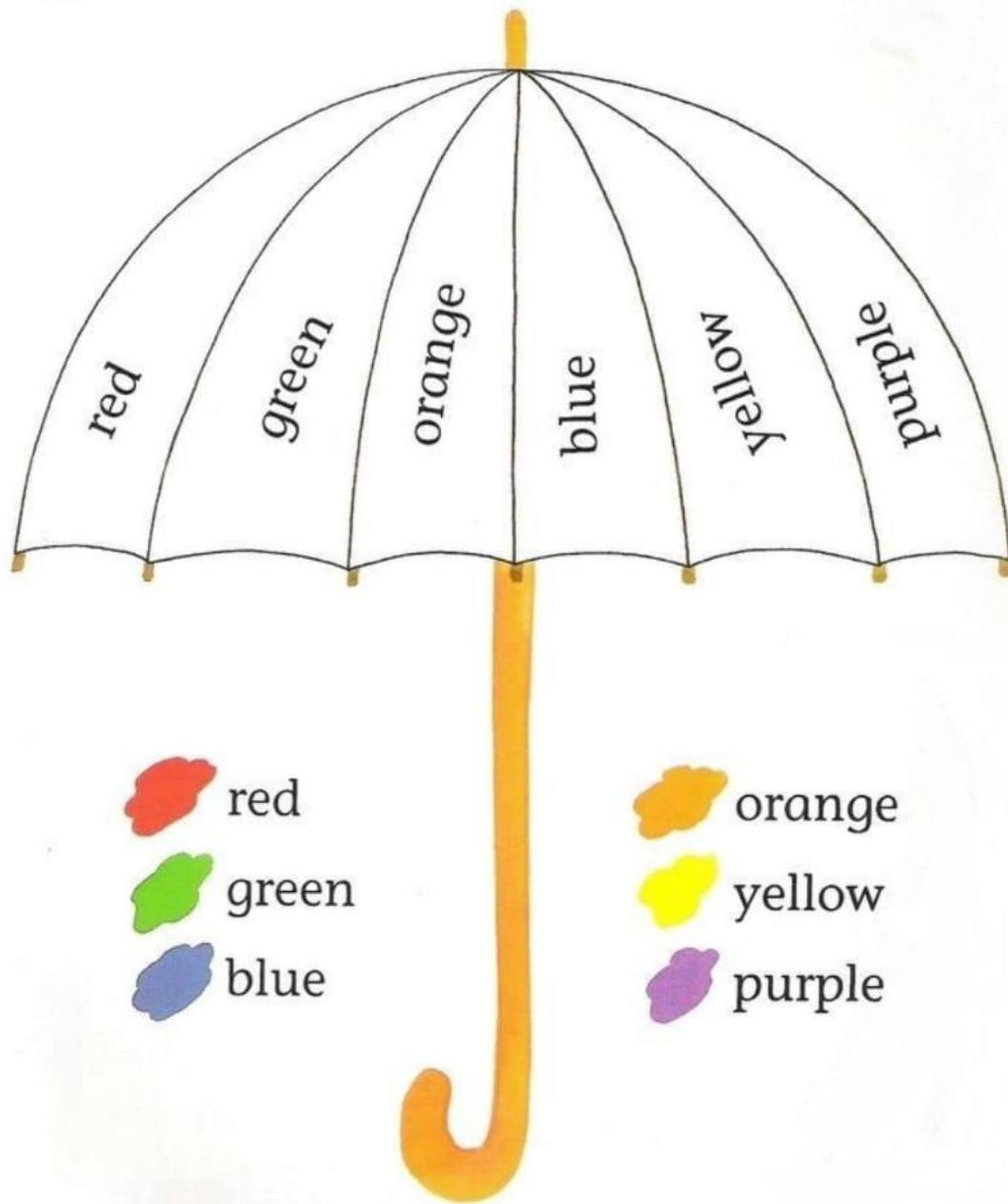
girl





What a colourful umbrella!

¡Cuántos colores tiene este paraguas!






Umbrella






# VEGETABLES


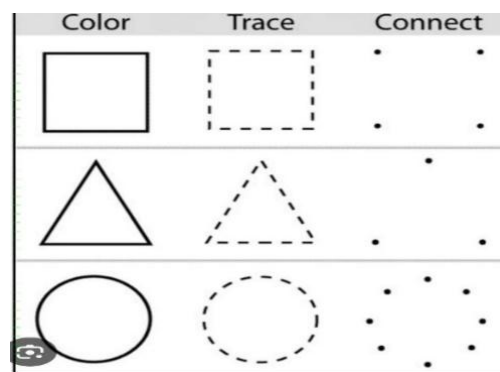




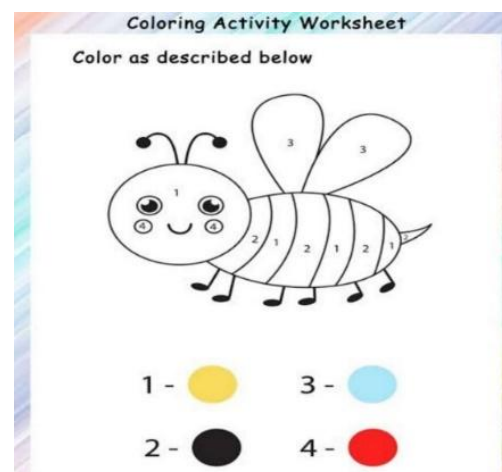




**Life skill Activity:- Wash toys with help of your mother and set up your toys.**



**Watering The Birds and Animals.**



**Learn how to tie shoe laces, close the button how to pack your bag.**



**International Yoga Day do yoga poses in the park take a photo graph and paste in scrap book.**



**Make a badge for your father for Father's Day activity, click a photograph with your father (wearing badge) and paste it in scrap book.**



--	--	--

Dear Parents,

As part of our efforts to keep the children creatively engaged and help build their confidence, we are excited to inform you about two upcoming activities planned for our -Nursery students:

1. Show and Tell Activity

To encourage speaking skills and self-expression, we will be organizing a Show and Tell Activity. Kindly help your child prepare any one of the following topics:

My Favorite Fruit

My Favorite Toy

My Favorite cartoon character

My Favorite pet

2. Dance Competition

We will also be hosting a fun Dance Competition to let our little stars shine!

Time Limit: 2 minutes per performance

Help your child practice a simple dance during the summer holidays.

Songs must be age-appropriate and energetic.

Important Notes:

Both events will take place after the summer holidays.

Exact dates will be informed later.

We look forward to seeing our young learners enjoy and participate enthusiastically.

**Story:-**

First Term\*

A cap seller slept under a tree, and monkeys took his caps .To get them back he threw his own cap down .The monkeys copied him and he collected his caps and left.

\*\*\*\*\*