



## DEAR PARENTS

Holidays are time when you can connect with your child in many ways. As parents are the first and the most important teacher for a child, we can encourage our child to participate in many educational activities at home and promote his/her quest to learn. Working together will not only help your child to build, learn and develop his/her skills but also strengthen your bond with him/her.

## **HOLIDAYS HOMEWORK FOR UKG**

### English

- Revise all the work done in the notebook.
- Calligraphy- Do page number 19-32.
- English Reading-Read a,e,i,o sound words from the book .
- English Rhymes- Revise the rhymes done in the class.
- Story- Revise story 'Honesty is the best policy'.
- Note-Prepare your ward for 'Show and tell competition'.

Topics are as follows:-

Roll No. 1-9 - Favourite Toy

10-18- Favourite food

19-27- Favourite Pet

28-36- Favourite Game/Sport

37-44- Favourite musical instrument

- Note-The best orators will be chosen for "show and tell competition" and date will be informed later.

### Hindi

- Revise all the work done in the notebook.
- Hindi Reading:- Read page number 11,13 and 15.
- Hindi Rhymes:- Revise rhymes विनती, गुड़िया रानी, नए साल, मेरा लट्टू, ।
- Note- Prepare your ward for Hindi Poem recitation competition.

Topics are as follow:-

Roll no. 1-9- दादा जी /दादी जी

10-18 - मेरा देश

19-27- पानी

28-36 - मेरा विध्यालय

37-44 - अच्छी आदते

Students will be selected for Hindi poem recitation competition and date will be informed later.

## Maths

Revise the following topics:-

- Revise all the work done in the notebook.
- Magic in a box :- do page number 24-27,29,44,45,53-59.

## General Knowledge

- Revise topics done in the class.

## Drawing

- Draw and colour candle and ice cream



**NOTE:-** Kindly prepare your ward for solo dance competition.

**Time limit** 2 minutes

**Category-** Western, Classical and Folk.

## ACTIVITY

- Students have to plant a tree or sapling and take its care during the vacation.



Let the students do the activity all by themselves.

- Do practice work of English, Hindi and Maths in rough note book.
- Get the printouts of all the given worksheets from e care pro app.

Paste all the worksheets in a scrap book. Mention your ward's name, class and section

**WE WISH YOU HAPPY SUMMER VACATION**





# Colours

GRADE

Name : \_\_\_\_\_

Class : \_\_\_\_\_

Date :



Colour the flowers according to the colour code given.



red



blue



green









yellow



purple



orange



GA

Parent's Signature : .....

27

Teacher's Signature : .....



# Before, After And Between

GRADE

Name : \_\_\_\_\_

Class : \_\_\_\_\_

Date :



Write the numbers that come before the numbers given in the boxes.

14

20

6

42



Write the numbers that come after the numbers given in the boxes.

6

30

15

37



Write the number that comes between the two numbers in each set.

5



7

27



29

10



12

38



40

Parent's Signature : .....

48

Teacher's Signature : .....



# Greater Than ( $>$ ) And Less Than ( $<$ )

GRADE

Name : \_\_\_\_\_

Class : \_\_\_\_\_

Date :



Put  $>$  or  $<$  in the circles.

$$6 \quad \bigcirc \quad 8$$

$$16 \quad \bigcirc \quad 19$$

$$43 \quad \bigcirc \quad 32$$

$$19 \quad \bigcirc \quad 10$$

$$16 \quad \bigcirc \quad 13$$

$$6 \quad \bigcirc \quad 16$$

$$30 \quad \bigcirc \quad 32$$

$$65 \quad \bigcirc \quad 62$$



Fill in the circles with  $>$  or  $<$ .

$$14 \quad \bigcirc \quad 16$$

$$29 \quad \bigcirc \quad 22$$

$$13 \quad \bigcirc \quad 18$$

$$50 \quad \bigcirc \quad 45$$

$$30 \quad \bigcirc \quad 29$$

$$42 \quad \bigcirc \quad 52$$

$$35 \quad \bigcirc \quad 40$$

$$13 \quad \bigcirc \quad 46$$

MATHS

Parent's Signature : .....

49

Teacher's Signature : .....



Name

Class

Section

English

Date

## Word Formation : 3 letter words

★ Pick the first letter of each picture and join them to form a new '3 letter' word.



+



+





+



+





+



+





+




+





+



+





Grade



9

Teacher's Sign .....











Name \_\_\_\_\_

Class \_\_\_\_\_

Section \_\_\_\_\_

## Vowel Sound

★ Write the words in the correct vowel column. Example : bat  
vowel 'a' so it will come in the first column -a.



a




e




i




o




u






Grade



8

Teacher's Sign .....





# Activity for Holidays

Worksheet  
English

Name .....

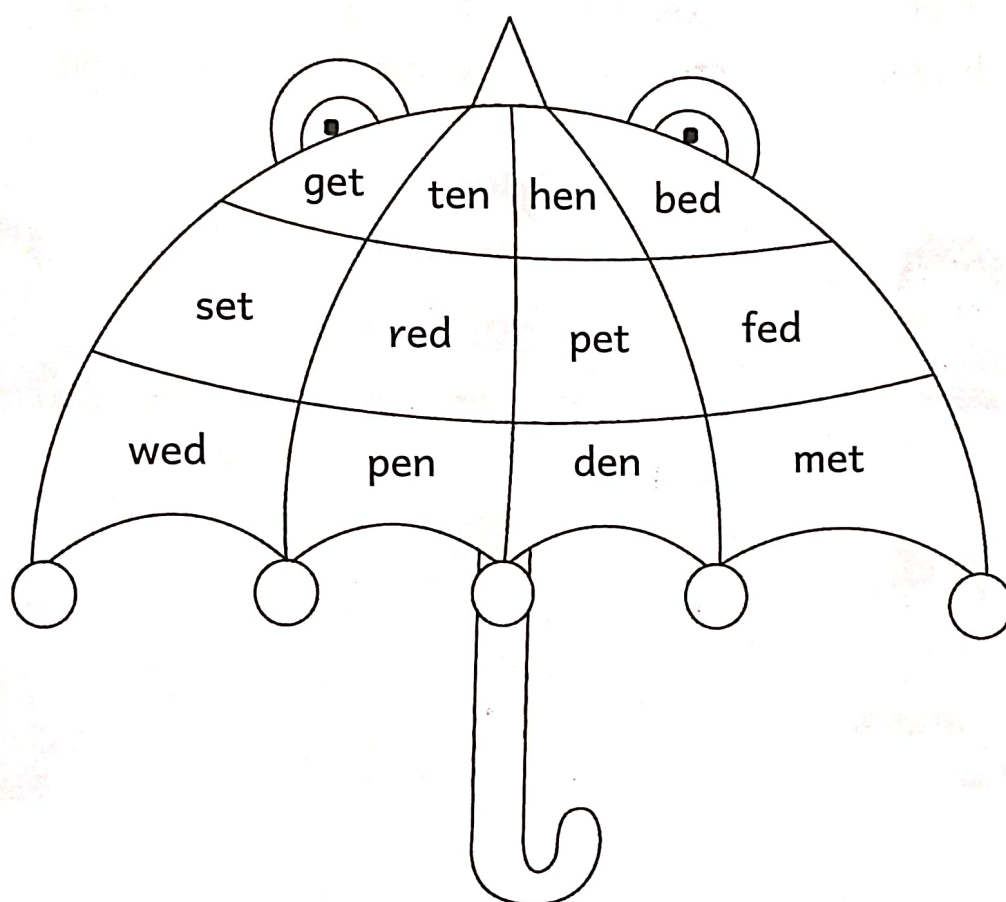
Class .....

Section .....

Date .....

## Colouring Activity

★ Colour all the words ending with 'et' yellow, words ending with 'en' green and words ending with 'ed' red.



★ Read and colour the odd one out.



Grade



19

Teacher's Sign .....


Name

Class

Section

Date

★ वर्षा की गिरती बूंदों को एकत्र कर, उनसे दो व तीन अक्षर के शब्द बनाओ।



.....

.....

.....

.....

.....

.....

.....

.....

.....



Grade

★

★★★★

★★★★★

24

Teacher's Sign .....





# Activity for Holidays

Worksheet

Hindi

Date


Name

Class

Section

## वर्णों का सही क्रम

वर्णों का क्रम ठीक करके शब्द बनाइए।



घटनप

.....




टबनउ

.....




मटमट

.....




कड़स

.....




हलम

.....



सफरअ

.....



लफ

.....



मलक

.....



Grade



25

Teacher's Sign .....





# Activity for Holidays

Worksheet  
Maths

Name

Class

Section

Date

## Odd One Out

★ Cross (X) the odd one out.


1



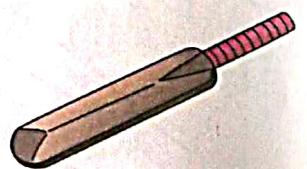


2




3



4



5



Grade



50

Teacher's Sign