



SHARDA
INTERNATIONAL
SCHOOL



U.KG Class



SUMMER BREAK FROM _____ TO _____

NAME: _____ DATE: _____

ROLL NO: _____ CLASS: _____

Lazy Lazy Summer days

Unwind slowly sun a blaze

Sweetly scented air abounds

Let's have some fun around.

When the sun is high and the heat is great, it is time to go for a vacation or pursue a recreation. Holidays are the time for the parents to become teachers and friends! Vacations help to rejuvenate your child and develop an ever-lasting bond between you and your child, when you devote your precious time towards him/her.

I am suggesting some interesting activities to make your child holidays more enjoyable along with fun.

Dear Children,

"Be a smart Sharda-ite"

1. Request your parents to take you for a morning walk, talk about the things that you see around. Listen to the chirping of the birds and feed them with grains. You will fall in love with nature.
2. Regulate your toilet habits.
3. Try to converse in English with your friends and family.
4. Make frequent use of words- Sorry, Thank you and please.

5. Playing in the open is essential for your physical growth. Play at least for 1 Hour in a nearby park.
6. Be a good and responsible child and do the following:
 - a. Help your parents at home by putting your things on its place.
 - b. Learn to close the button of your shirt
7. Avoid playing in the sun, drink lots of liquids like water, juice, Lemon-water
8. Learn to spell and write your name in English and Hindi
9. Children should know their telephone number and home address.
10. Make habit of reading stories with the help of parents to enhance the vocabulary.

ENGLISH

- ❖ Write 10-10 words of the sound 'a' for eg.: car, map, dad etc. and 'e' for eg. : net, bed, pen
- ❖ Revise phonic sound from a to z daily
- ❖ Write a to z and A to Z (5 times)
- ❖ Write the name of days of the week (2 times)

MATHS

- ❖ Write forward counting 1 to 300 (1 time)
- ❖ Write number name 0 to 20 (1 time)
- ❖ Write the table of 2 and 3 (2 times)

HINDI


- ❖ दो तीन व चार वर्णों के मेल से बने 10-10 शब्द अभ्यास पुस्तिका में लिखो ।
- ❖ फलों के नाम दो बार अभ्यास पुस्तिका में लिखो।
- ❖ Draw chart as per your respective roll numbers
 - Fruits (1 to 5)
 - Vegetables (6-10)
 - Means of Transport (11-15)
 - Animals (16-20)

- Birds (21-27)

NOTE

- ❖ Homework should be done in a separate 3 in 1 notebook.
- ❖ Homework should be neat and clean
- ❖ Keep Holiday's Homework in a folder and decorate it with any type of decorative material

- ❖ **Paste your photograph in the given frame and fill in the blanks:**



1. My Name is _____.
2. I am _____ years old.
3. My Birthday is on _____.
4. My favorite game is _____.
5. My Favorite food is _____.

❖ Learn the following phonic sounds daily to improve the pronunciation of words

-a says	ए, ऐ, आ	-q says	क
-b says	ब	-r says	र
-c says	क	-s says	स
-d says	ड	-t says	ट
-e says	ऐ, इ, ई	-u says	अ
-f says	फ	-v says	व
-g says	ग	-w says	व्ह
-h says	ह	-x says	एक्स
-i says	इ	-y says	य
-j says	ज	-z says	ज
-k says	क	-ch says	च
-l says	ल	-th says	थ, द
-m says	म	-wh says	व
-n says	न	-sh says	श
-o says	ओ	-ss says	स
-p says	प	-ck says	क

❖ Find the names of Nine fruits and vegetables hidden in this puzzle, with the help of picture clues. Draw a ring around each name as you find it.



D	A	P	P	L	E	P	D	C	Z	Y
P	L	E	E	M	N	S	A	U	X	T
P	E	A	A	W	L	A	M	C	P	Q
O	T	O	R	A	N	G	E	U	R	T
T	O	B	A	N	A	N	A	M	S	S
A	M	H	S	G	J	Y	M	B	B	C
T	A	C	A	R	R	O	T	E	Q	R
O	T	N	R	O	I	L	I	R	X	Y
E	O	R	A	D	I	S	H	K	Z	W
S	H	G	R	A	P	E	S	B	O	R
Q	P	T	I	X	Y	Z	Q	P	P	Z





* Guess the correct word

i.  - r + th =

--	--	--	--	--



ii.  +  - ap =

--	--	--	--



iii.  - o +  =

--	--	--	--	--	--



iv.  - at + en =


--	--	--



v.  +  - m =


--	--	--	--	--	--	--	--



vi.  - sn + c =


--	--	--	--



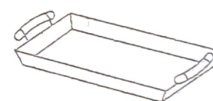
vii.  - os + d =

--	--	--




viii.  - iger + ray =

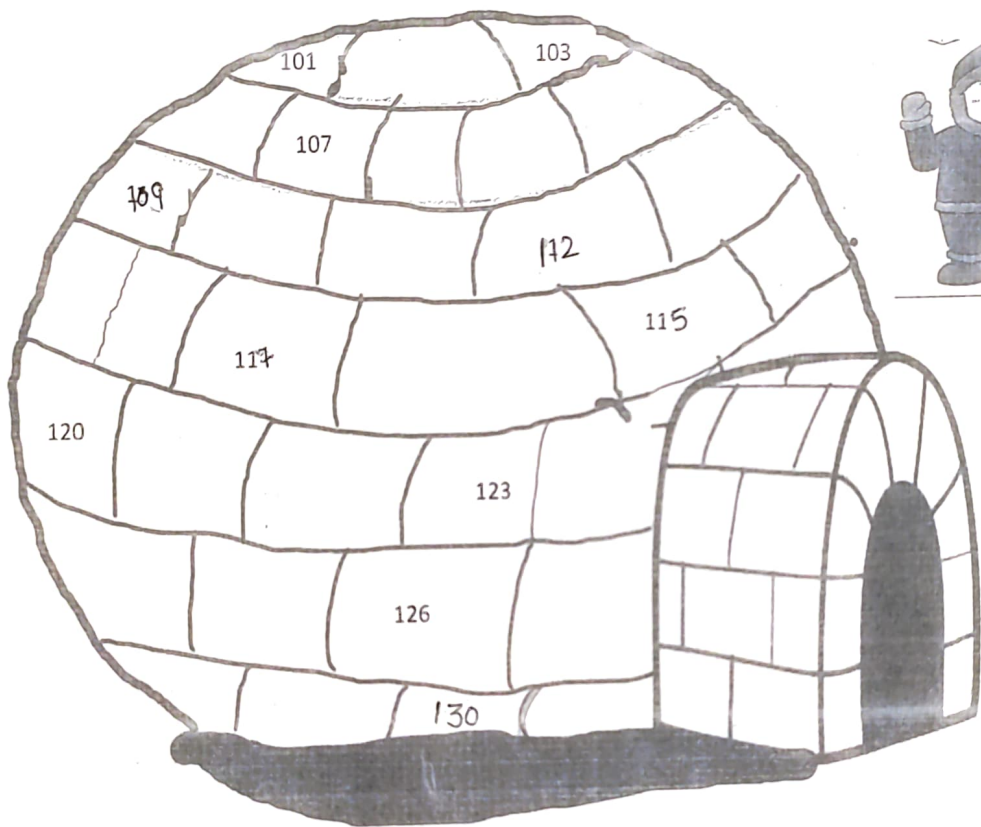
--	--	--	--




❖ Look at the pictures Tick(✓) the healthy food and cross(X) the unhealthy food.



❖ Hello friends ! Help me to fill the numbers in the ice blocks on this igloo.



❖ निम्नलिखित वर्णों के प्रयोग से दो तीन या चार वर्णों वाले अमात्रिक शब्द बनाकर दिए गए स्थान पर लिखो।



दो वर्ण वाले शब्द	तीन वर्णों वाले शब्द	चार वर्णों वाले शब्द

Activity Time :

- ❖ Spread Glue and cover the teddy bear using pencil shavings. The teddy bear can be made to look cute by pasting a pink bow.



- ❖ Paste bits of paper of Brown and Yellow Colour paper and paste them in the Pineapple, Colour the leaves with Green colour.

