



Sharda International School (GURGAON)



Holiday Homework – LKG



Academic Session: 2025-26

Dear Parents and Little Learners,

The holidays are here! 🎉 It's a special time to relax, have fun, and learn joyfully. ✨ We've planned simple, fun-filled activities to help your child grow in confidence, creativity, and skills while enjoying quality time at home! 🏠 ❤️

Let's make this holiday full of smiles, learning, and sweet memories! 😊 🌈



General Instructions for Parents

- ✓ Spend 30–45 minutes daily on activities.
- ✓ Allow your child to try on their own with gentle guidance.
- ✓ Use safe and eco-friendly materials.
- ✓ Keep work neat and colourful.
- ✓ Submit all work on the **first day after the holidays**.
- ✓ Most importantly — **Have fun together!** 😊



1. Art & Craft Time




Activity 1: My Dream Garden

Task: Make a garden collage with trees, flowers, and the sun. 🌻 🌳 🌞




Materials: A4 sheet, leaves, old magazines, glue, crayons.

Steps:

- Stick or draw a garden with flowers, trees, birds, etc.
- Label 3 things (e.g., “Tree”, “Sun”, “Flower”).
- Write your name.

 **Submit:** Bring the finished collage to class.


Activity 2: Handprint Animal Craft

Task: Make an animal using your handprint!   

Materials: Paint, A4 sheet, crayons.

Steps:

- Dip your hand in paint and stamp it.
- Turn it into an animal with colors and drawings.
- Write the name of the animal.

 **Submit:** Submit your animal art to your teacher.


2. Life Skills – Little Helpers

Activity 1: My Helper Chart

Task: Track 5 things you do to help at home.


Examples:

 Water plants

 Put toys away

 Fold small clothes

 Help set the table

 Say “Please” & “Thank You”

Steps:

- Make a chart with 7 days and 5 tasks.
- Add a sticker/star each time you do a task.

 **Submit:** Bring your chart after holidays.

Activity 2: I Can Tie!

Task: Practice tying shoelaces or a simple knot.

Steps:

- Use an old shoe or rope.
- Ask for help the first time.

- Practice daily!



Submit: Show the teacher or bring a parent's note.

IN 3. Hindi Time – स्वर और व्यंजन



Activity 1: My स्वर Booklet

Task: Make a mini book of Hindi स्वर (अ to औ).

Steps:

- Fold 6 A4 sheets into a booklet.
- Write one स्वर on each page.
- Draw or paste a picture (e.g., अ for अनार 🍎).
- Colour nicely.



Submit: Bring your booklet to class.



Activity 2: व्यंजन Matching Cards

Task: Make cards to match 10 व्यंजन with pictures.

Steps:

- Make 10 letter cards (e.g., क, ख, ग...).
- Make 10 picture cards (e.g., क for कमल 🌸).
- Match and say the letters aloud.



Submit: Show your matching cards in class.

GB 4. English Time – Cursive Practice



Activity 1: Cursive Alphabet Poster

Task: Make a poster of 5 capital and small cursive letters.

Letters: A–E and a–e.

Steps:

- Write each letter 3 times.
- Decorate with drawings (A for Apple 🍎).

- Say the sounds as you write.



Submit: Bring the poster to school.



Activity 2: My Name in Cursive

Task: Practice writing your name in cursive.

Steps:

- Write your full name 5 times.
- Decorate with a border of flowers or stars 🌻 🌸.
- Read your name to a family member.



Submit: Bring the decorated sheet to school.



5. Number Fun – Count with Me



Activity 1: Number Ladder

Task: Make a ladder of numbers from 1 to 100.

Steps:

- Draw a ladder on 2–3 A4 sheets or chart paper.
- Write numbers from 1 to 100, one per step.
- Colour every 10th number in a special colour.



Submit: Submit the ladder in class.



Activity 2: Count Around the House

Task: Count items at home (e.g., toys, spoons).

Steps:

- Choose 3 objects (e.g., 15 spoons, 12 buttons, 18 toys).
- Count and write the numbers.
- Draw or paste pictures beside the numbers.



Submit: Bring the counting sheet to school.



6. Literacy Time – Let's Read and Speak



Activity 1: My Favourite Story

Task: Share a short story you love.

Steps:

- Listen to a story (e.g., “The Tortoise and the Hare”).
- Draw your favourite part.
- Write or say 1–2 sentences (e.g., “I like the tortoise because he is slow but smart.”).



Submit: Bring your drawing and writing.



Activity 2: Rhyme Time

Task: Learn and recite a rhyme! 🎵

Steps:

- Pick a fun rhyme (e.g., “Twinkle Twinkle” ☀️).
- Practice with actions.
- Write and decorate the first 2 lines.



Submit: Bring your rhyme sheet and recite it in class.



How We Will Celebrate Your Effort



Creativity – Art that shows your imagination



Neatness – Clean and colourful work



Completion – All tasks done with a smile



Growth – Improvement in writing, counting, and speaking



A Note for Parents

Dear Parents,

Thank you for being our learning partners. Your encouragement makes all the difference!



Let’s make these holidays a happy mix of **fun, family, and learning**. If you have any questions, feel free to reach out to the class teacher for any clarification.

With warm wishes,

Team Sharda 🎓

Happy Holidays & Happy Learning! ☀️ 📖