



SHARDA INTERNATIONAL SCHOOL

HOLIDAY HOMEWORK

ACADEMIC SESSION (2025-26)



General Instructions:-

1. Create a Daily Routine

- Set a fixed time every day to do your homework.
- Work a little every day instead of doing everything at once.

2. Do Your Work Neatly

- Write clearly and colour carefully
- Keep your notebook and worksheets clean and organised

3. Involve Parents or Grandparents

- Ask for help if you don't understand something.
- Share your work with them and enjoy learning together.

4. Be Creative!

- Use colours, drawings, stickers, and craft materials wherever required.
- Let your imagination shine in art, writing, and projects!

5. Use Your Own Ideas

- Avoid copying from books or the internet.
- Try to express what you think or feel.

6. Practice Reading Daily

- Read storybooks, picture books or any books you like.
- Try reading aloud to someone at home.

7. Stay Active and Healthy

- Take breaks to play, exercise, and rest.
- Drink water, eat fruits, and sleep on time.

8. Timely Submission

- Make sure all homework is completed before school reopens.
- Bring all your work neatly arranged on the first day after holidays.



Have fun learning! Enjoy your holidays and comeback with happy memories and new skills!

Warmly,






Class Teacher

Sharda International School

English

Activity 1: Noun Collage

Create a "Noun Garden" Poster

- Draw or paste 2 nouns from each category:
- Person  
- Place 
- Animal 
- Thing 

Write the name under each.

Activity 2: A / An Picnic Basket

- Cut out pictures of objects from magazines.
- Sort and paste them in two baskets labeled "A" and "An".
- Example: a ball, an apple.

Activity 3: He / She Sorting

Draw or paste pictures of:

- 3 boys doing actions – write He is...
 - 3 girls doing actions – write She is...
- Example: He is playing. / She is reading.

- **Complete the given worksheet:-**

Q1. Match the following opposite words:-

Column A	Column B
Hot	Big
Tall	Wet
Dry	Cold
Small	Short
Open	Close

Q2. Fill in the blanks with (This or That):-

- a) _____ is my pencil.
- b) _____ is a kite in the sky.
- c) _____ is my school bag.
- d) _____ is a bird on the tree.

Q3. Fill in the blanks with (These or Those):-

- a) _____ are my shoes.
- b) _____ are apples on the tree.
- c) _____ are pencils in my box.
- d) _____ are birds flying in the sky.

Q4. Fill in the blanks with (A or An):-

- a) I see _____ apple.
- b) She has _____ cat.
- c) He found _____ orange.
- d) I bought _____ book.
- e) It is _____ umbrella.

Q5. Circle the Nouns in the sentences.

- a) The dog is barking.
- b) She has a doll.
- c) I live in a big house.
- d) The sun is bright.
- e) He is eating an apple.

English Writing Practice Book:- Do page no. 7 to 30 in writing practice book.

Maths

Activity 1:- Tables

Write the tables of 2 to 5 twice each. Then color the numbers in even positions.

Table of 2: $2 \times 1 =$ ____

$2 \times 2 =$ ____

...

Table of 3: ...

Fun Task: Use your fingers, buttons, or small toys to count and recite each table aloud!

Activity 2: Number Names (1 to 60)

- Write number names from 1 to 60.
- Circle the number names that end in "ty" (e.g., twenty, thirty).

Match numbers with number names (e.g., 18 → eighteen).

Complete the given worksheet:-

1. Write the Number Names:-

- a) $12 =$ _____
- b) $5 =$ _____
- c) $18 =$ _____
- d) $9 =$ _____
- e) $14 =$ _____

2. Write in Ascending Order

- a) 12, 3, 9, 5, 1 15 = _____
- b) 15, 10, 20, 17, 34 = _____
- c) 35, 54, 18, 64, 45 = _____

d) 65 , 46 , 32 , 78 , 68= _____

e) 53 , 56 , 76 , 37 , 28 = _____

3. Write in Descending Order

a) 7, 13, 2, 9, 5 = _____

b) 19, 11, 16, 20 , 25 = _____

c) 35 , 64 , 43 , 89 , 98 = _____

d) 54, 67, 43, 97, 32 = _____

e) 36, 62, 53, 38, 40 = _____

4. Dodging Table

a. $2 \times \underline{\quad} = 4$

b. $5 \times \underline{\quad} = 25$

c. $\underline{\quad} \times 2 = 10$

d. $\underline{\quad} \times 5 = 15$

e. $2 \times \underline{\quad} = 12$

f. $6 \times \underline{\quad} = 3$

5. After, Before, Between Number

a. After 716 = _____

b. Before 145 = _____

c. Between 544 and 546 = _____

d. After 190 = _____

e. Before 200 = _____

f. Between 110 and 112 = _____

(हिंदी)

1. लिंग बदलो:-

i. राजा – _____

ii. भाई – _____

iii. बेटा – _____

iv. पुत्र – _____

v. लड़का – _____

2. वचन बदलो:-

i. किताब – _____

ii. चिड़िया- _____

iii. बच्चा – _____

iv. गाय- _____

v. कौआ – _____

3. विलोम शब्द:-

- i. दिन – _____
- ii. काला – _____
- iii. अच्छा – _____
- iv. लंबा – _____
- v. ऊपर – _____

4. 1 से 10 तक गिनती (हिंदी में):-

अंग्रेजी अंक	हिंदी अंक	हिंदी शब्द
1 =	_____	_____
2 =	_____	_____
3 =	_____	_____
4 =	_____	_____
5 =	_____	_____
6 =	_____	_____
7 =	_____	_____
8 =	_____	_____
9 =	_____	_____
10 =	_____	_____

गतिविधियाँ

1. किसी पत्रिका से 5 चित्र काटकर चिपकाइए और उनके नाम हिंदी में लिखिए। (फल, जानवर, वस्त्र, वाहन आदि)
2. एक छोटी कविता याद कीजिए!
3. मेरा परिवार" पर 5 पंक्तियाँ लिखिए।
 - परिवार का चित्र बनाइए या चिपकाइए।
4. मेरी पसंदीदा चीजों पर 5 वाक्य लिखें:
 - मेरा पसंदीदा फल / रंग / खिलौना / जानवर / खेल
 - घर में 'शब्द बनाओ' खेल खेलें – एक अक्षर दें और बच्चा उससे शब्द बनाए।

Hindi Writing Practice Book:- Do page no. 7 to 30 in writing practice book.

EVS

Activity 1:- Being Safe

Draw or stick pictures showing these:

- Crossing road using zebra crossing

- Not touching electrical items
- Wearing helmet

Write one sentence for each safety rule.

Activity 2:- My Family

- Paste pictures or draw your family members.
- Write 1 line about what they do (e.g., "My father drives me to school.")

Life Skills Activities

Activity 1:- Helping Hands Tracker

Make a chart:-

Day	What I helped with	Smiley 😊
Monday	Watered plants ✓	
Tuesday	Folded clothes ✓	

Colour a smiley each day you help someone at home.

Activity 2:- Healthy Me Plate

- Draw a plate and divide it into 4 sections: Fruits 🍎, Vegetables 🥦, Grains 🍞, Dairy 🥛.
- Paste or draw 2 items in each section.
- Label them.

Instructions for Parents:-

- Please guide and support your child, but let them complete the work creatively and independently.
- Encourage storytelling, talking about their pictures, and using simple vocabulary.
- All activities should be compiled in a scrapbook or folder and submitted after the holidays.

 Submission: First Day after Vacation

 Creativity Counts!

ART

Do pg no--6, 8, 9, 12, 22, 23, 25 in art book.

Craft- Make 1 beautiful pencil holder using best out of waste materials.

Happy Holidays and Best Wishes!