


# SHARDA INTERNATIONAL SCHOOL

Summer Holidays Homework


Session – 2024-25

Class – U.K.G



Summer Vacation is a time full of fun games and activity.  
With that there are a lot of other things which you can do.  
For that we have planned some interesting work.

Hey Holidays are fun!  
Despite the hot sun,  
We can still have a lot fun  
Summer is full of ice cream  
scoops.  
Whenever our spirit droops,  
Watermelons and jellies,  
To joyfully fill our bellies,  
In my head, I can hear a  
humming  
Soon, summer vacation is coming



**Dear Parents,**


Exciting time is here again! It's time to relax and enjoy. After all summer holidays are here. Holidays are great, but school work can be fun filled and inspiring too. ! So let's ensure that students do a lot of reading and enjoyable homework too.



**Dear Children,**

1. Ask your parents to take you for a morning walk, talk about things you see around. Listen to the chirping of birds and feed them with grains you fall in love with nature.
2. Regulate your toilet habits.
3. Try to converse in English with your family members and friends.
4. Use golden words like - Sorry, Please, Thank you in your daily life.
5. Don't watch TV for more than one hour a day.
6. Playing in the open is essential for your physical growth. Play at least for an hour in a nearby park.
7. Be a good and responsible child and do the following.
  - Help your parents at home by putting your things in place.
  - Learn to button your shirt.
  - Learn to put on your socks and shoes and tie your shoe laces.
  - Learn to converse politely on the telephone and also learn to convey messages.
8. Avoid playing in the sun. Drink lots of liquids like water, juice, lemonade etc.
9. Learn to spell and write your name in English and Hindi.
10. Children should learn their parent's mobile number.
11. Make habit of reading stories with the help of parents to enhance the vocabulary.

\* Paste your photograph and write five lines on yourself.



1. \_\_\_\_\_
2. \_\_\_\_\_
3. \_\_\_\_\_
4. \_\_\_\_\_
5. \_\_\_\_\_







• Learn the given phonetic sounds and write two-two words related to that sound.

- |   |      |   |       |       |
|---|------|---|-------|-------|
| a | says | ए | _____ | _____ |
| a | says | ऐ | _____ | _____ |
| a | says | आ | _____ | _____ |
| b | says | ब | _____ | _____ |
| c | says | क | _____ | _____ |
| c | says | स | _____ | _____ |
| d | says | ड | _____ | _____ |
| e | says | ऐ | _____ | _____ |
| e | says | इ | _____ | _____ |

f	says	फ	_____	_____
g	says	ग	_____	_____
g	says	ज	_____	_____
h	says	ह	_____	_____
i	says	इ	_____	_____
i	says	आई	_____	_____
j	says	ज	_____	_____
k	says	क	_____	_____
l	says	ल	_____	_____
m	says	म	_____	_____
n	says	न	_____	_____
o	says	ओ	_____	_____
p	says	प	_____	_____
q	says	क्व	_____	_____
r	says	र	_____	_____
s	says	स	_____	_____
t	says	ट	_____	_____
u	says	अ	_____	_____
u	says	य	_____	_____
v	says	व	_____	_____
w	says	व्ह	_____	_____
x	says	एक्स.	_____	_____
y	says	य	_____	_____
z	says	ज	_____	_____



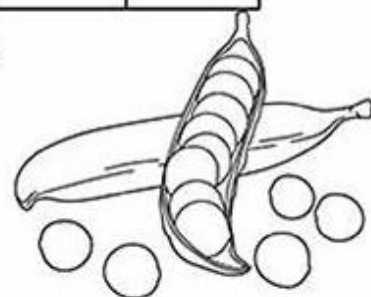

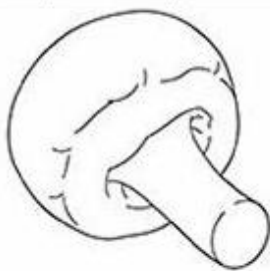
Find the names of fruits in the puzzle. Draw a ring around each name as you find it.

s	t	r	a	w	b	e	r	r	y
o	r	a	n	j	e	p	e	a	r
r	m	e	h	o	a	e	w	n	a
a	b	a	b	a	n	a	n	a	p
n	x	p	a	i	r	c	e	y	p
g	r	a	p	e	s	h	k	a	l
e	p	i	n	e	a	p	p	l	e



Find the names of vegetables in the puzzle . Draw a ring around each name as you find it.

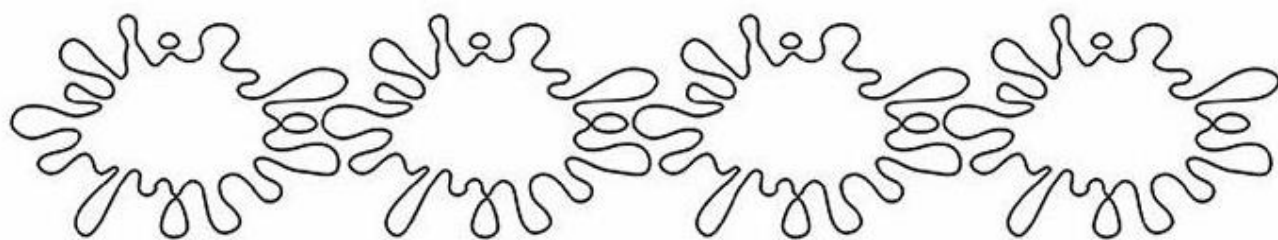
c	a	b	b	a	g	e	m
c	a	r	r	o	t	x	u
o	i	o	n	i	o	n	s
r	k	c	d	y	b	r	h
n	g	c	w	e	g	r	r
w	p	o	t	a	t	o	o
h	o	l	y	k	a	e	o
e	r	i	p	e	a	s	m



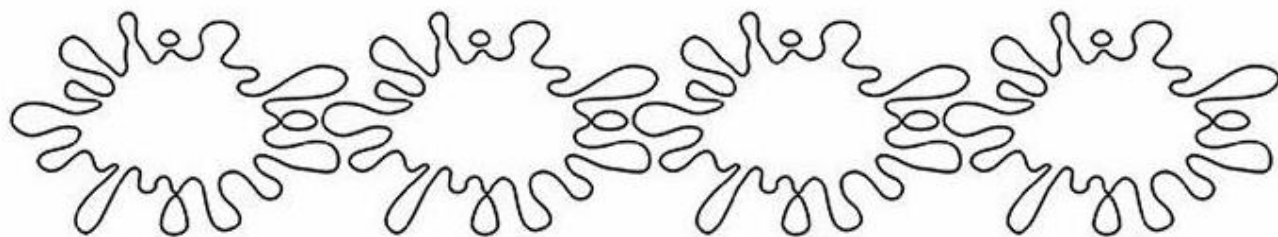


Find the names of colours in the puzzle . Draw a ring around each name as you find it.

b	p	u	r	p	l	e	y
l	k	g	r	i	o	w	e
a	i	r	s	n	h	s	l
c	r	e	d	k	x	b	l
k	b	e	g	r	e	r	o
b	c	n	a	l	l	o	w
l	a	u	j	g	r	a	y
w	h	i	t	e	m	a	x



red      green      black      white




purple      pink      yellow      gray




## Activity Time


Colours me with "Lady Finger" impression.



**Make your hut beautiful by pasting broom sticks on the upper part and crushed yellow crayons on the part of the hut..**



Spread glue and cover the teddy bear using pencil shavings. The teddy bear can be made to look cute by pasting a pink bow.



## **HINDI**

- \* दो, तीन व चार वर्णों के मेल से बने 10 शब्द अभ्यास पुस्तिका में लिखो।
- \* आ की मात्रा के प्रयोग से बने 10 वाक्य अभ्यास पुस्तिका में लिखो।
- \* प्रतिदिन 10 शब्दों का श्रुतलेख अभ्यास करो। (आ की मात्रा और इ की मात्रा के शब्द)

## **ENGLISH**

- \* Write 10-10 words of the sound a, e
- \* Write 10 pages of cursive writing in capital and small alphabets.

## **MATHS**

- \* Write forward counting 1 to 400 (one time)
- \* Write number name 0 to 40 (one time)
- \* Write tables 2 to 5 (two times)

### **NOTE:-**

- \* Homework should be done in 3 in 1 separate notebook.
- \* Homework should be neat and clean.
- \* Keep holidays homework in a folder and decorate with a decorative material.

## **ART & CRAFT BOOK**

- ❖ Do page no. 12, 14, 16, 18, 19, 21, 22, 24 and 26.

## **LITERACY SKILL BOOK**

- ❖ Do page No. 26 to 54 in Literacy book.

## **Phonic SKILL BOOK**

- ❖ Do page no. 1 to 37 in phonic skill book

## **PROJECT WORK**

- \* Draw charts as per your respective roll numbers.

- Fruits (1 to 5)
- Vegetables (6 to 10)
- Means of transport (11 to 15)
- Parts of body (16 to 20)
- Phonic sounds A to Z (21 to 24)

### **\* Use any type of material to make the following**

- Pencil stand
- First Aid Box
- Wall Hanging