

# **SHARDA INTERNATIONAL SCHOOL**

## **Holiday homework Class-II**

### **General Instructions:**

**Dear Parents,**

- **Encourage your child to pursue his or her hobbies and get involved in some creative activities. Spend quality time with your children and teach them to learn good values, which will help them to become better human being.**
- **Ensure that they do a lot of reading of books and newspaper to enhance the vocabulary.**
- **Revise all the topics done till date in all subjects.**
- **In Maths learn tables from 2-20**

## **English**

**Q1.Learn the following sight words:**

<b>Again</b>	<b>how</b>	<b>over</b>	<b>think</b>
<b>From</b>	<b>know</b>	<b>stop</b>	<b>every</b>
<b>Before</b>	<b>move</b>	<b>think</b>	<b>old</b>
<b>After</b>	<b>most</b>	<b>them</b>	<b>give</b>
<b>Any</b>	<b>take</b>	<b>here</b>	<b>may</b>
<b>Ask</b>	<b>where</b>	<b>we</b>	<b>ask</b>
<b>Could</b>	<b>when</b>	<b>You</b>	<b>how</b>

**Q2. Do worksheet 1 and 2 in FERN workbook.**

**Q3. Read any one story book and write a short story in your own words including what you have learnt from the story on colorful A4 size sheet to be presented when the school reopens.**

**Q4. Revise all topics of grammar done till date.**

**Q5. Do one page daily of handwriting in English cursive writing book(till page 40)**

## **EVS**

**Activity -1 Make a 3D model according to your roll number on the given topic and explain it once the school reopens.**

- 1. Types of houses (kutchha and pucca house)- Roll no. 1-10**
- 2. Places in neighbourhood (market, park, shopping mall etc)- Roll no.- 11-18**
- 3. Seed germination model-Roll no. 19-25**

**Activity-2- Prepare a beautiful card and gift it to our father on 18<sup>th</sup> June on father's day.**

## **HINDI**

- 1. सुलेख कार्य- हिंदी सुलेख पुस्तिका में पृष्ठ 1 से लेकर 40 तक प्रतिदिन का सुलेख कार्य करें ।  
रचनात्मक गतिविधि कार्य-**
- 2. हिंदी पुस्तक धरोहर में से पाठ 8 पेड़- मनुष्य के सच्चे साथी का चित्र बनाकर उस पर 10 पंक्तियां A4 शीट पर लिखें ।**
- 3. व्याकरण पुस्तिका में किए गए कार्य का प्रतिदिन अभ्यास करें ।**

# MATHS

## Q1. Write the number name:

1. 121-\_\_\_\_\_
2. 1000-\_\_\_\_\_
3. 164-\_\_\_\_\_
4. 201-\_\_\_\_\_

## Q2. Write numeral for the following:

1. Seven hundred thirty-\_\_\_\_\_
2. One hundred-\_\_\_\_\_
3. Two hundred forty-\_\_\_\_\_

## Q3. Write the place value and face value for the following digits:

1. 154-
2. 256-
3. 893-
4. 213-

## Q4. Compare (<,>=)

1. a) One thousand \_\_\_\_ 100
2. b) 395 \_\_\_\_ 300+95
3. c) 450 \_\_\_\_ 540.
4. d) 999+1 \_\_\_\_ smallest 4-digit number.
5. e) Smallest 3-digit number \_\_\_\_ smallest 2-digit number

**Q5. Arrange in ascending and descending order:**

a) 135      115      175      153

b) 90      191      911      100

**Q6: Add the following:**

$$\begin{array}{r} 1) \quad 315 \\ + 153 \\ \hline \end{array} \quad \begin{array}{r} 2) \quad 228 \\ + 130 \\ \hline \end{array} \quad \begin{array}{r} 3) \quad 226 \\ + 43 \\ \hline \end{array} \quad \begin{array}{r} 4) \quad 310 \\ + 224 \\ \hline \end{array}$$

$$\begin{array}{r} 5) \quad 602 \\ + 235 \\ \hline \end{array} \quad \begin{array}{r} 6) \quad 325 \\ + 52 \\ \hline \end{array} \quad \begin{array}{r} 7) \quad 560 \\ + 118 \\ \hline \end{array} \quad \begin{array}{r} 8) \quad 211 \\ + 337 \\ \hline \end{array}$$

**Q7 Subtract the following:**

$$\begin{array}{r} 1. \quad 34 \\ - 29 \\ \hline \end{array}$$

$$\begin{array}{r} 2. \quad 68 \\ - 19 \\ \hline \end{array}$$

$$\begin{array}{r} 3. \quad 23 \\ - 15 \\ \hline \end{array}$$

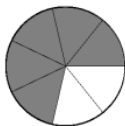
$$\begin{array}{r} 4. \quad 98 \\ - 79 \\ \hline \end{array}$$

$$\begin{array}{r} 5. \quad 91 \\ - 23 \\ \hline \end{array}$$

$$\begin{array}{r} 6. \quad 45 \\ - 36 \\ \hline \end{array}$$

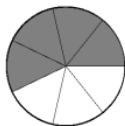
**Q8. Write the fraction for each of the following:**

1)



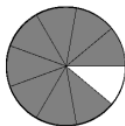
\_\_\_\_\_

2)



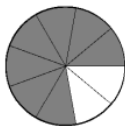
\_\_\_\_\_

3)



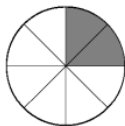
\_\_\_\_\_

4)



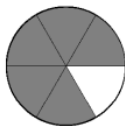
\_\_\_\_\_

5)



\_\_\_\_\_

6)



\_\_\_\_\_

## **Art**

**Art book-Do page number 5,9,11,12,14,16,17,19,25,27 in art and activity book.**

**Craft- Make a beautiful pen stand using waste material**