


# SHARDA INTERNATIONAL SCHOOL

## HOLIDAY HOMEWORK CLASS L.K.G.

NAME: \_\_\_\_\_ Roll No. \_\_\_\_\_

I will enjoy  
my summer vacation  
with lots of fun and joy "Happy Holidays".



My teacher has given me a break from  
\_\_\_\_\_ May to \_\_\_\_\_ July 2022. School - all

Now its revision time

Fill the pages of your holidays homework notebook beautiful. In school  
(Three in one) note book.

English : Write small cursive alphabet 'a to z' (3 times)

Write capital cursive alphabet 'A to Z' (3 times)

Hindi : स्वर अ से अः , व्यंजन क से झ [ 3 times ]

Maths : Forward counting 1 to 100 (3 times)

Reverse counting 50 to 1 (3 times)

Activity :

- \* Make an animal mask.
- \* One pencil holder with icecream sticks.
- \* Make a wall hanging with waste material.
- \* Make separate chart for each topic.


Chart Work Roll No	Topics
1 to 6	Fruits , vegetables
7 to 12	Parts of the body , Domestic animal
13 to 18	Wild animals, Means of transport
19 to 24	स्वर , व्यंजन , Fruits
25 to 30	Alphabets , Our helpers



**Dear parents, a few suggestions for the holiday homework:**



**\*Help your child to learn to write his/her name.**



**\*Make your child memorize the home address and the phone numbers of both the parents.**



**\*Encourage them to use magic words like "Sorry, Please, Thank you, You're welcome and Excuse me".**

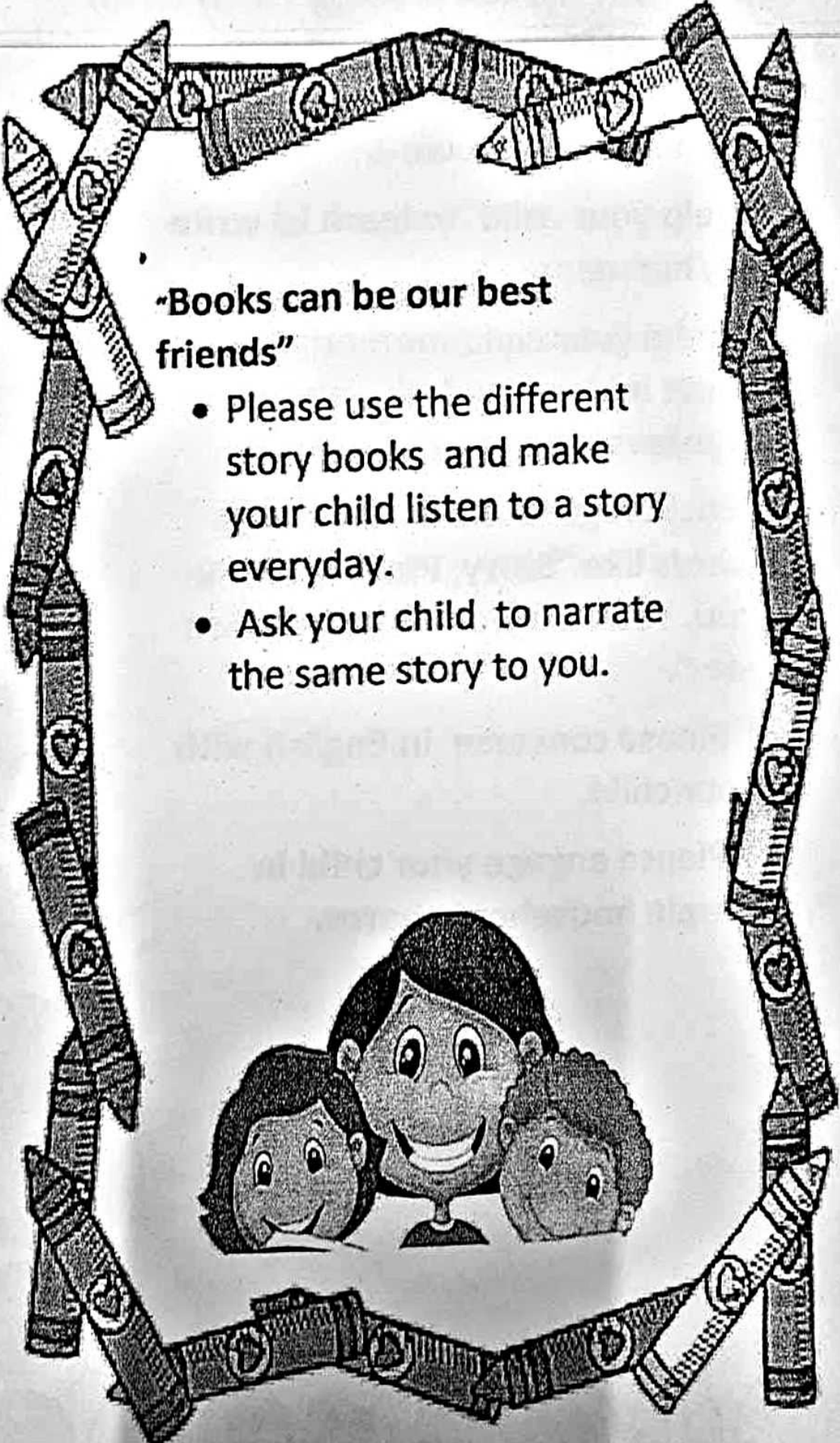


**\* Please converse in English with your child.**




**\* Please engage your child in simple household chores.**



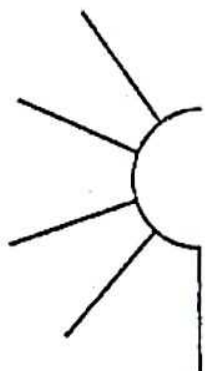


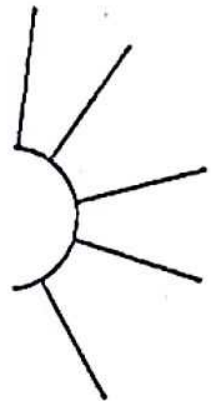




**“Books can be our best friends”**

- Please use the different story books and make your child listen to a story everyday.
- Ask your child to narrate the same story to you.

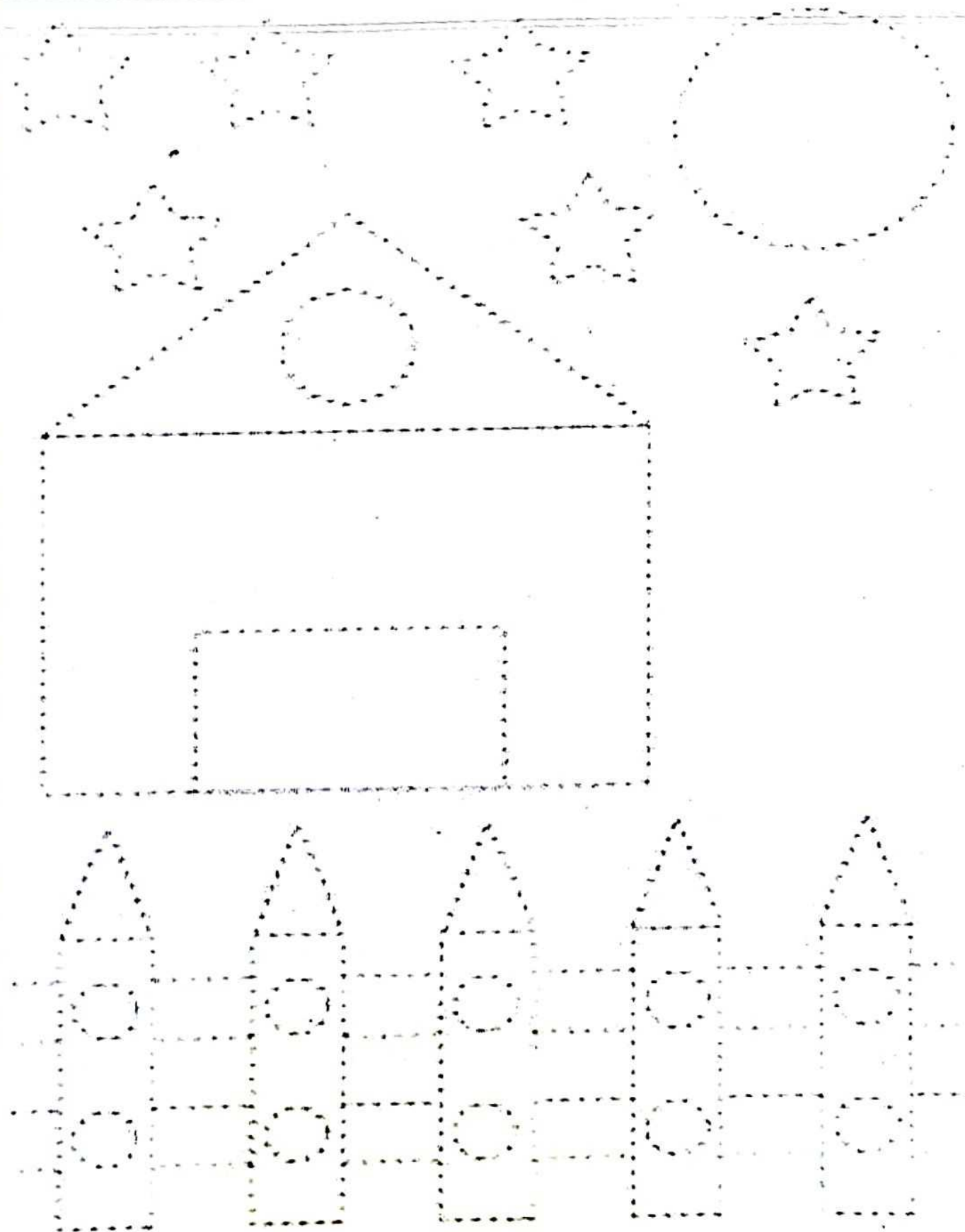


Draw a line to connect each picture with its other half.





Trace the dots to complete the picture and colour it



# Numbers 1-100

Write each missing number.

1	2		4		6		8		10
---	---	--	---	--	---	--	---	--	----

11		13		15		17		19	20
----	--	----	--	----	--	----	--	----	----

21	22		24		26		28		30
----	----	--	----	--	----	--	----	--	----

31		33		35		37		39	40
----	--	----	--	----	--	----	--	----	----

41	42		44		46		48		50
----	----	--	----	--	----	--	----	--	----

51		53		55		57		59	60
----	--	----	--	----	--	----	--	----	----

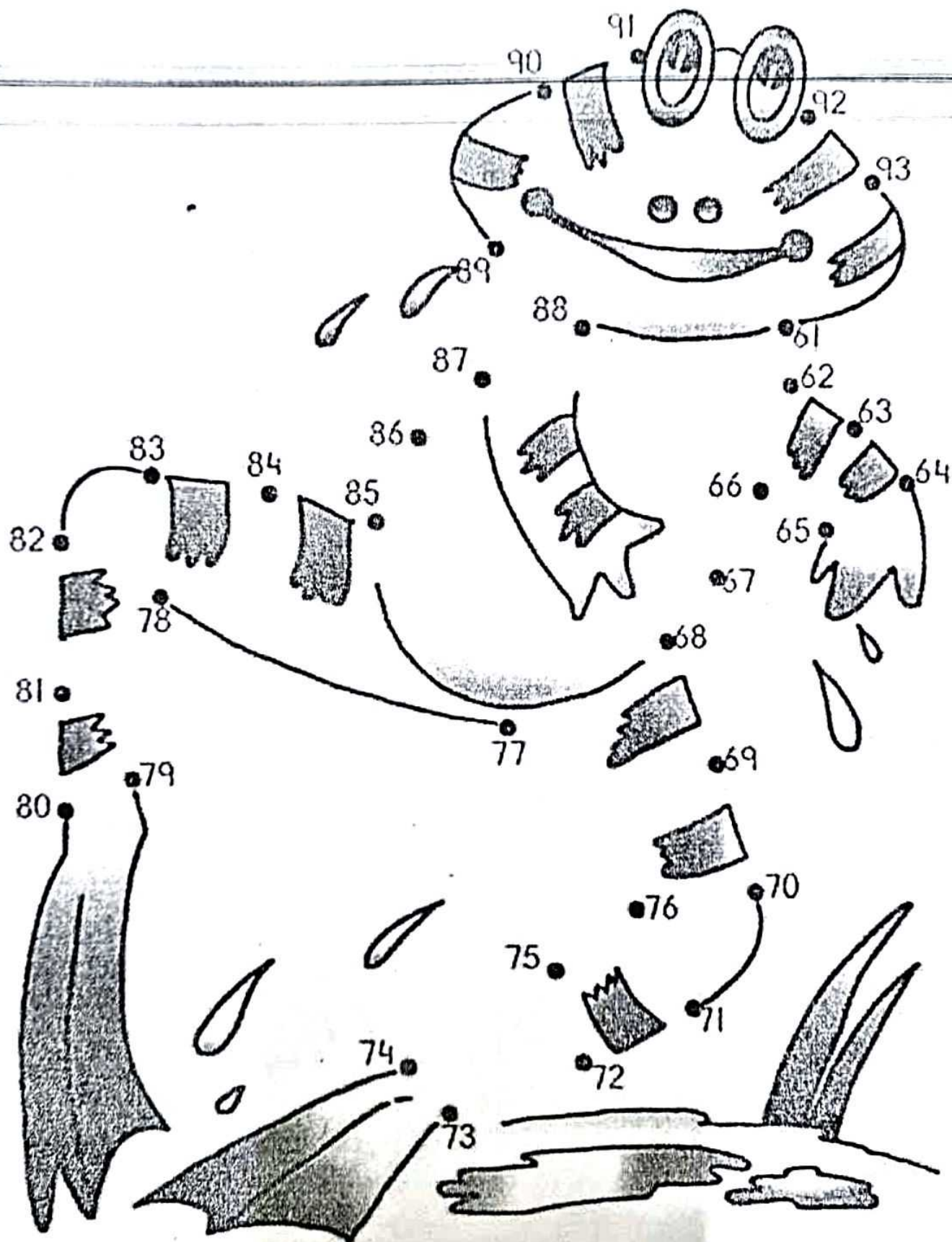
61	62		64		66		68		70
----	----	--	----	--	----	--	----	--	----

71		73		75		77		79	80
----	--	----	--	----	--	----	--	----	----

81	82		84		86		88		90
----	----	--	----	--	----	--	----	--	----

91		93		95		97		99	100
----	--	----	--	----	--	----	--	----	-----







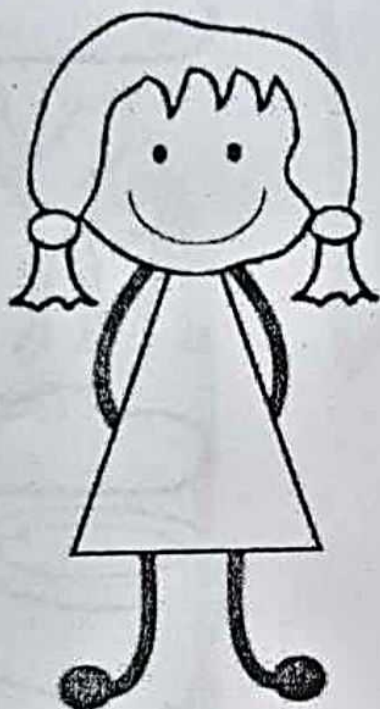
Join the dots and colour the picture -





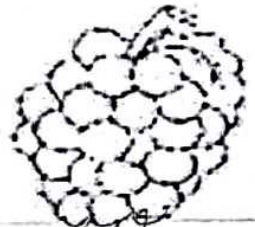

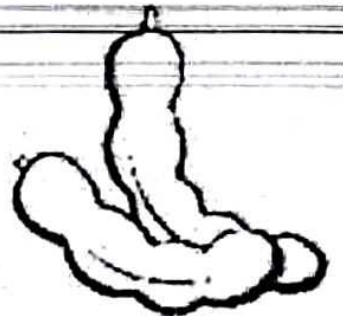








# Spot the difference

Find 5 differences.



# स्वर


नीचे दिए गए खाली स्थानों में 'अ' से 'अं' तक स्वर लिखिए:






## Earbud Printing

Dip the earbuds in different colours and make this dino colourful



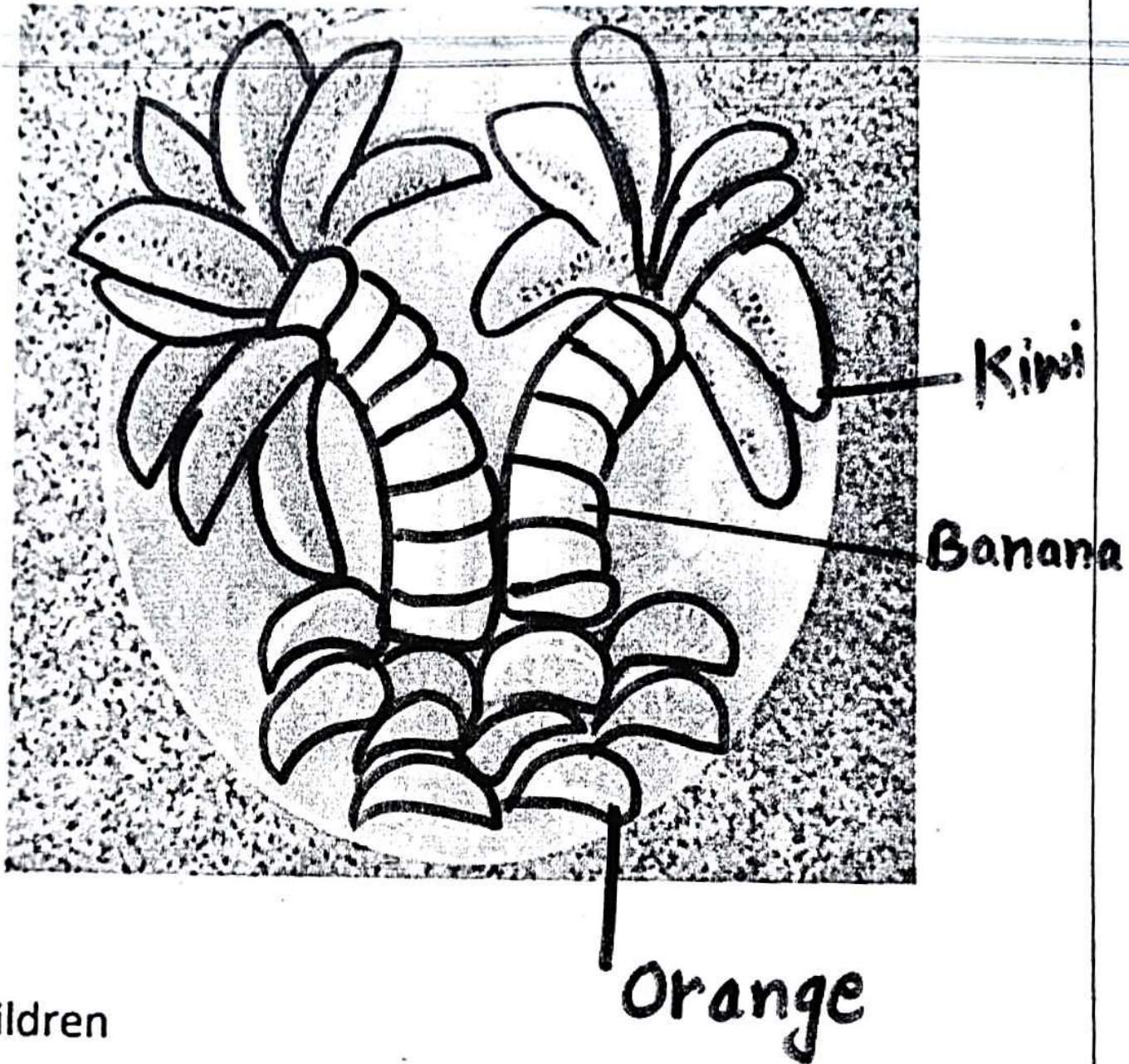
Colour the picture with the help of given colour scheme.



1-yellow    2-blue    3-pink    4-green  
5-orange    6-red    7-purple



## My fruit tree



Hey Children

We can have fun with fruits too

Lets make a fruit tree with banana, oranges and kiwis.


Make a plate of fruits tree for yourself and your family. Dont forget to click its picture!

## Lady Finger painting

Take a lady finger. Dip it in your favourite colours to print and decorate the mushroom







## Let's revise phonetics




A says ऐ as in apple, axe, arrow

B says ब् as in ball, bag, balloon

C says क् as in cat, candle, car

D says ड् as in dog, drum, doctor

E says ए as in elephant, elbow, engine



F says फ् as in frog, fish, fan

G says ग् as in grapes, gate, god

H says ह् as in horse, house, hot




I says आइ as in ice-cream, iron, island. I says इ as in ink, pot

J says ज् as in joker, jar, jelly

K says क् as in kite, kettle, kangaroo





L says ल as in lion, leaf, lock

M says म as in mango, mat, mother

N says न as in nest, nut, nose

O says औ as in orange, ostrich, ox

P says प as in parrot, peas, pocket

Q says क्व as in quarter, quill, quilt

R says र as in rocket, rat, red

S says स as in sun, socks, swing

T says ट as in tiger, time, toffee

U says अ as in umbrella, under, urn

V says व as in van, vulture, violin

W says व्ह as in wall, watch, window

X says एक्स as in x-ray, x-mas tree,

Y says य as in yo-yo, yolk, yellow

Z says ज as in zip, zigzag, zero

