

# HOLIDAY HOME WORK

**CLASS 3<sup>RD</sup>**

**2022-23**



**NAME** \_\_\_\_\_

**SECTION** \_\_\_\_\_

**ENGLISH**

Q.no.1 Rearrange the letters and make meaning words and sentence from the words:

a) rofvige \_\_\_\_\_

---

b) pogolay \_\_\_\_\_

---

c) katemis \_\_\_\_\_

---

d) ccianedt \_\_\_\_\_

---

**Q.no.2 Give one word for the following:**

---

1. Taking away someone's possession forcibly \_\_\_\_\_

---

2. Coming to a stop \_\_\_\_\_

---

3. Money given as payment for some service \_\_\_\_\_

---

4. Person who is in your surrounding area \_\_\_\_\_

---

5. People who dono know each other \_\_\_\_\_

---

6. Extreme love for something \_\_\_\_\_

---

7. Being equal to something else \_\_\_\_\_

---

8. The stream of studies centering round human society and culture

---

---

**Q.no.3 Collect your old toys. Also collect toys from your school friends and from your friends in neighbourhood. Get all the toys togetherand donate them to a local orphanage. Spend some time there and have fun with children of orphanage.**

---

**Write a short paragraph about your experience there.**

---

---

---

---

---

---

---

**Q.no.4      You watch many cartoon shows on television. Do you find any of the characters polite and courteous? Draw one cartoon character that you love the most for being polite.**

**Write about that five lines why do you love the character.**

This image shows a blank sheet of white paper with horizontal ruling lines. The lines are evenly spaced and run across the width of the page. There are no margins, text, or other markings on the paper.

---

---

**Q.no.5 Use your imagination and make sentences using given phrasesⓂ  
one has been done for you)**

---

**i) in the street: The thief is running in the street.**

---

**ii) beautiful red car:**

---

**iii) on the roof:**

---

**iv) a cup of coffee:**

---

**v) very high speed:**

---

**vi) to drive a car:**

---

**vii) walking after eating:**

---

**viii) in my bag:**

---

**Q.no.6Whether you are eating at a fancy restaurant ot at home, some basic  
table manners should never be forgotten. List some do's and don'ts on table  
manners.**

---

**DO'S**

---

**DON'TS**

---

---

---

---

---

---

---

**Q.no.7** Some guests come at your place. How do you welcome them? Find out how to greet someone in four different languages .

---

---

---

---

---

---

---

---

**Q.no.8** Draw a beautiful picture on chart paper. Follow the instructions given to you and also try to make a short story about the drawn picture:

---

**Instructions to draw:**

**Draw a beautiful red colour house.**

**Draw a blue car in front of the house.**

**Draw a hefty tree beside a house.**


**Draw an animal under the tree.**

**Draw a girl playing with ball near the car.**

**Draw a bird and monkey on the tree looking at girl.**

**Draw a man near the gate of the house calling the girl.**

**Q.no.9** Look at the picture given below and create a story with the help of given words.



**Words** Fox was choking- didn't know the solution—crane was passing by—asked for help—helped it—crane asked for reward—fox told—him about it—not eating the crane was the reward.

## MATHS

**Q.No.1** Draw the least number of notes and coins needed to buy the following items:


a)



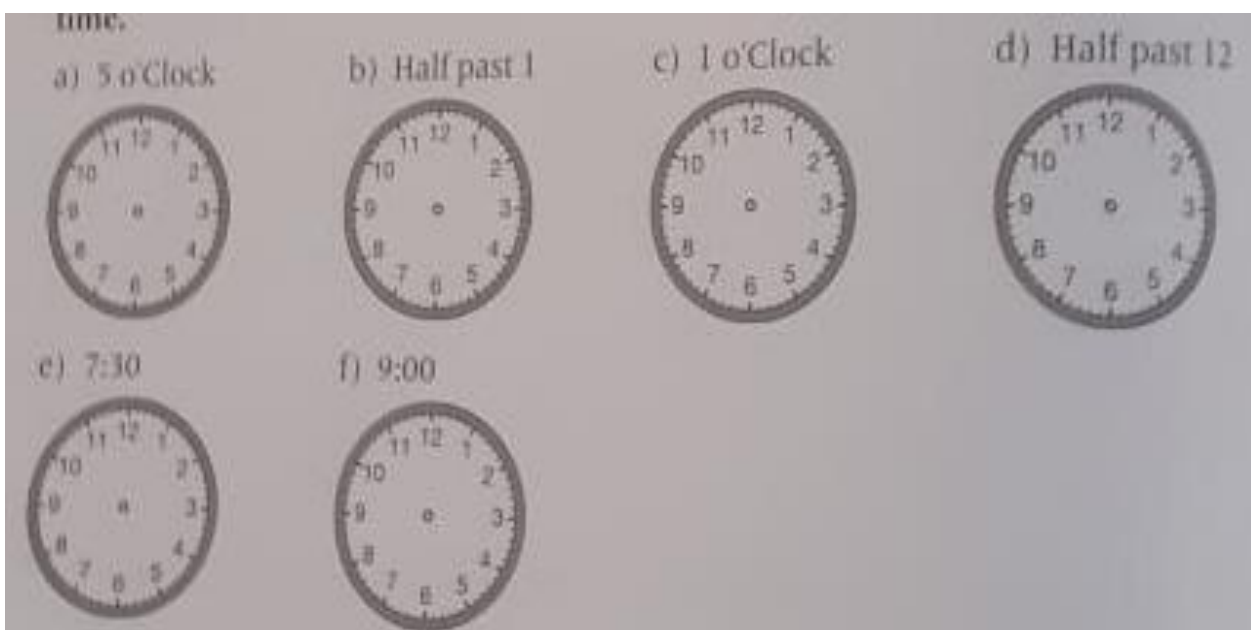
b) Shoes ----- Rs. 1059

c) Football ----- Rs. 267





Q.no.2 Draw the next shape to complete the pattern:



.No.3. Draw the minute hand and hour hand to show the given time in following clocks:



**Q.No.4. Count the number of squares, triangles, rectangles in the following figures:**

a) 	Number of Circles = _____
b) 	Number of Squares = _____
c) 	Number of Triangles = _____
d) 	Number of Rectangles = _____

**Q.no.5 Complete the following using curved and straight lines as directed and colour the pictures also:**

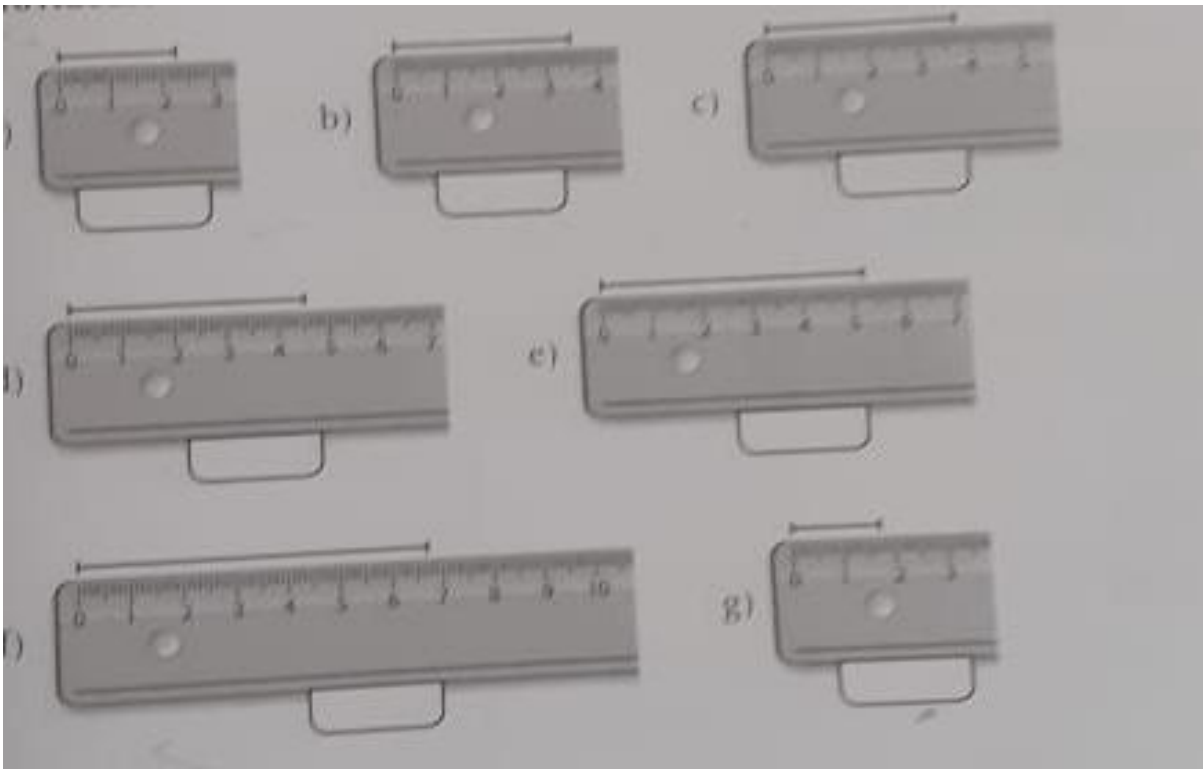
a) in picture use 2 straight lines

b) 4 straight and 4 curved lines



**Q.no.6 Measure the length of the following line segments and write in the box provided. The scale used is a centimeter scale.**





**Q.No.7 Read the given clues and guess what number am I:**

- a) I am a 2 digit number. I have 4 in the ones place and 6 in the tens place.  
 Answer:
- b) I am a 3 digit number. I have 7 in the ones place, 8 in the hundreds place and 2 in the tens place.  
 Answer:
- c) I am a 3 digit number. I have 2 in the ones place, 1 in the tens place and 4 in the hundreds place.  
 Answer:
- d) I am more than 40 and less than the sum of 25 and 25. I have 4 in the ones place.  
 Answer:

**Q.no.8 Observe the pattern and count the number of lines and fill in the spaces:**

	Vertical lines <input type="text"/>
	Slanting lines <input type="text"/>
	Horizontal lines <input type="text"/>
	Vertical lines <input type="text"/>
	Slanting lines <input type="text"/>
	Horizontal lines <input type="text"/>
	Vertical lines <input type="text"/>
	Slanting lines <input type="text"/>
	Horizontal lines <input type="text"/>
	Vertical lines <input type="text"/>
	Slanting lines <input type="text"/>
	Horizontal lines <input type="text"/>
	Vertical lines <input type="text"/>
	Slanting lines <input type="text"/>
	Horizontal lines <input type="text"/>

**Q.no.9 Write short notes on two mathematician of India on A4 size sheet with their picture. ( you can take the help of you tube).**

**Q.no.10 Write two situations in which you have to use the Mathematical operation addition, subtraction and multiplication.**

---



---



---



---



---



---

[illegible]

## ENVIRONMENTAL SCIENCE


**Q.no.1      Look at the following picture carefully and write down the names of the things and mention whether they are natural non living things or man made.**



- 1.
- 2.
- 3.

- 4.
- 5.
- 6.
- 7.
- 8.
- 9.
- 10.

**Q.no.2 To stay healthy, human beings eat a variety of food to obtain nutrients?**



**Look at the pictures carefully, now answer the following questions:**

**a) What happens if a person eats too much food?**

---

---

---

---

**b) What happens if a person eats very little food?**

---

---

---

---

**c) Which boy is eating nutritious food- Boy A or Boy B? Ans Why?**


---

---

---

---

**Q.no.3      Draw fruits and vegetables in the given plate that you used to hate. But will start eating after reading about their importance ( take parental guidance )**



**Write the importance of fruits you came to know**

---

---

---

---

---

**Write the importance of vegetables you came to know**

---

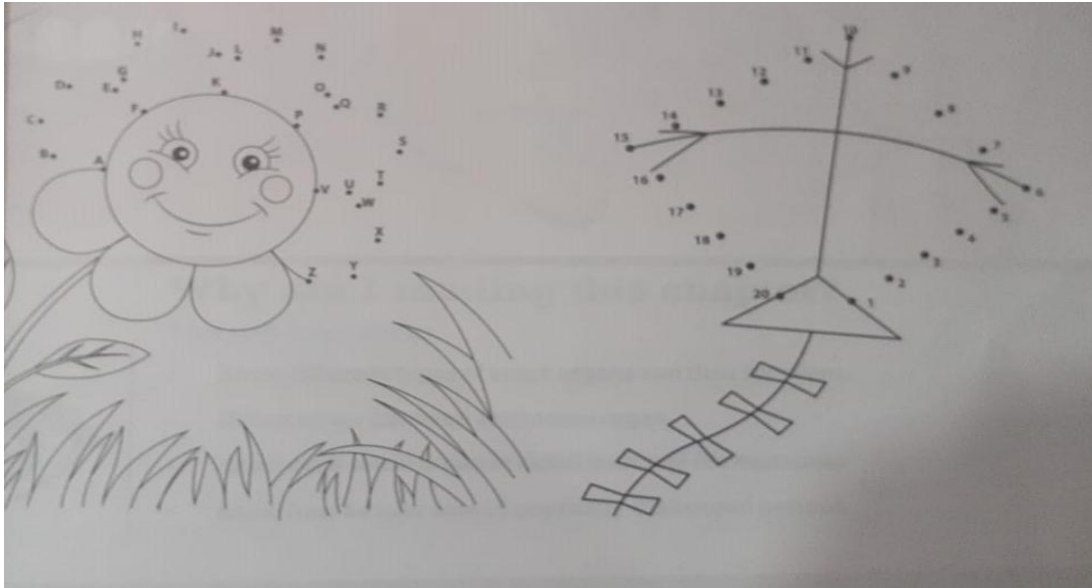
---

---

---

---

**Q.no.4      Connect the dot to complete the pictures. Find out the differences between these two things in a tabular form.**



## DIFFERENCE


**Q.no.5 Go for a walk in the nearby park or garden and collect different fallen leaves and flowers.**

**Now press these flowers and leaves by keeping them in news paper.**

**After a day or two, the leaves and flowers will become dry.**

**Make your own Herbarium (nature book) with the help of these leaves and flowers by creating animal faces and other things.( Look at these).**



**Q.no.6** Deforestation means cutting down of trees.

**Write in your own words, Why is it necessary to stop deforestation?**

---

---

---

---

---

---

---

**Q.no.7** List the superfast trains in India and the places that connect.

---


---

---

---

---

**Q.no.8** Study the pictures of adult and young living things. Match the young living thing with the adult in to which it grows.















**Q.no.8** Collect pictures of the National Flags of six different countries. Paste them in your scrapbook.

**Q.no.9** With the help of internet study, How the means of communication has changed from time to time. Paste them on a chart paper in a sequence and write how it has improved.

**Q.no.10** Place the given living things into the correct section in the Venn diagram given below:

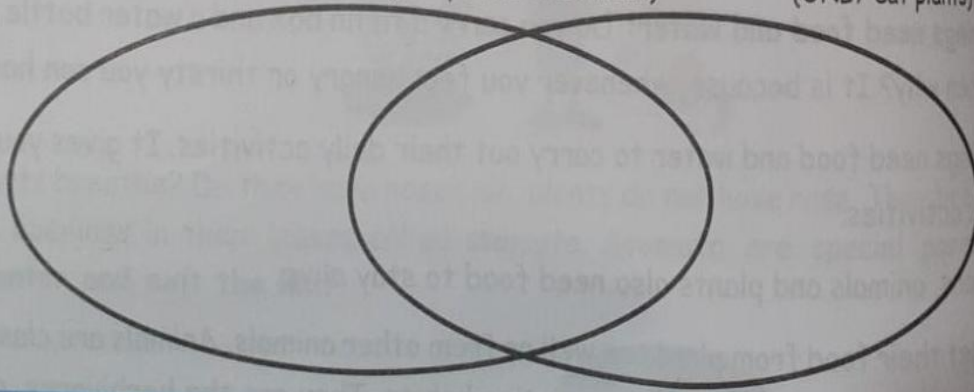


**Carnivore**  
(ONLY eat meat)

**Omnivore**  
(eat plants AND meat)

**Herbivore**  
(ONLY eat plants)



## विषय हिंदी

प्रश्न 1. पेड़ों की संरक्षण से संबंधित स्लोगन लिखकर 5 प्लेकार्ड बनाइए ।

प्रश्न 2. नीचे दिए गए चित्र को ध्यानपूर्वक देखिए । शब्द संकेतों की सहायता से एक छोटी सी कहानी लिखने का प्रयास कीजिए।

संकेत बिंदु :-

तुषार नाम का लड़का \_\_\_\_\_ मित्र के घर जाना \_\_\_\_\_ रास्ते में रेल की पटरी उखड़ी देखी  
\_\_\_\_\_ लाल कमीज़ उतारी \_\_\_\_\_ गाड़ी रुकवाई \_\_\_\_\_ सूझ - बूझ से दुर्घटना का टलना।



---

---

---

---

---

---

---

---

---

---

प्रश्न 3 संकेतों की सहायता से निबंध लिखिए -

### फलों का राजा आम

संकेत :- फलों का राजा कौन है? यह कब मिलता है? यह कितने तरह का होता है ? यह कैसा लगता है ? इसे किस - किस तरह से उपयोग में लाया जा सकता है? इसे लोग क्यों पसंद करते हैं?

---

---

---

---

---

---

---

---

---

---

प्रश्न 4. एक चार्ट पेपर पर अपने घर कार्य करने वाले कर्मचारियों का सचित्र वर्णन कीजिए व साथ ही लिखिए कि वहाँ सुधार की आवश्यकता है या नहीं ।

प्रश्न 5. आपके घर के सामने दो चिड़ियाँ बैठी चीं-चीं कर रही हैं । वे आपस में क्या कह रहीं हैं? चिड़ियों के बीच हुए संवाद को लिखिए :

पहली चिड़िया : कैसी हो तुम ?

दूसरी चिड़िया : बस ठीक ही हूँ परन्तु गर्मी बहुत है ।

पहली चिड़िया : -----

दूसरी चिड़िया :-----

पहली चिड़िया : -----

दूसरी चिड़िया :-----

पहली चिड़िया : -----

दूसरी चिड़िया :-----

**प्रश्न 6: निम्न सयुंक्त वर्ण वाले वर्णों से शब्द बनाइए:**

क) स्स : गुस्सा -----, -----, -----

ख) ष्ट : कष्ट -----, -----, -----

ग) न्ह : नन्हा -----, -----, -----

घ) प्र : प्रणाम -----, -----, -----

ङ) ब्ज : सब्जी -----, -----, -----

च) ल्ल : बिल्ली -----, -----, -----

छ) प्प : छप्पर -----, -----, -----

ज) क्क : चक्की -----, -----, -----

झ) व्य : व्यक्ति -----, -----, -----

ञ) न्द : बन्दर-----, -----, -----

**प्रश्न 7. आपके द्वारा फेंके गए कूड़े की छंटाई होती है | कुछ कूड़े का प्रयोग खाद बनाने के लिए किया जाता है | आपके घर में भी गीला कचरे को एकत्रित कर खाद बनाने का काम किया जा सकता है | इसे वर्मीकल्चर कहते हैं | इस विषय पर घर में चर्चा कीजिए और एक लघु अनुच्छेद लिखिए और एक पोस्टर बनाओ |**

---

---

---

---

---

---

---

---

प्रश्न 8 इस चित्र को देखिए और सोचिए कि प्रकृति हमें क्या- क्या प्रदान करती है ? अपनी कल्पना से सोचिए और लिखिए बादल कैसे बनते हैं ?



**WE WANT TO SEE YOUR CREATIVITY THROUGH THESE CHART MAKING ACTIVITY.**

**PREPARE CHART ACCORDING TO YOUR ROLL NUMBER.**

- |  |                       |
|--|-----------------------|
| <b>1. Draw water cycle</b>                         | <b>R.no.1 to 5</b>    |
| <b>2. Draw picture of rain water harvesting.</b>   | <b>R.no. 6 to 10</b>  |
| <b>3. Show parts of plants and kinds of plants</b> | <b>R.no. 11 to 15</b> |
| <b>4. Write a Hindi poem with picture</b>          | <b>R.no. 16 to 20</b> |
| <b>5. Show birds body,feathers page 100-101</b>    | <b>R.no. 21 to 25</b> |
| <b>6. Show solar system</b>                        | <b>R.no. 26 to 30</b> |
| <b>7. Write an English poem with picture</b>       | <b>R.no. 31 to 35</b> |

**REVISE SYLLABUS TO UNIT TEST 2 OF ALL SUBJECTS.**