

SHARDA INTERNATIONAL SCHOOL

Summer Vacation Assignment (2023-24)

Class-2

Enjoy your Holidays!

Summer Vacation is probably the best time of the year for you all, it's time for loads of ice cream, mangoes and watermelons. It is time to have fun with your loved ones and getting pampered to no end. School is fun with learning happening always but summer vacation can also be a time for learning with lots of fun activities around.

Name:

Roll No:

Section:



Dear Parents,

The following tips would help your child^{to} spend these holidays in a learning way.

Inculcate healthy habits i.e. getting up early in the morning, brushing teeth twice a day, washing hands, drinking lots of water and eating lots of fruits.

Support moral values – Wishing everyone (Good Morning) helping parents and grandparents in their regular work, saying prayer in the morning and night etc. Helping needy by giving away spare toys and clothes.

Nurture the Nature – Plant a sapling and taking care of it, feeding the birds with water and seeds. Keep your surrounding clean and avoid using plastic poly bags.

Develop learning skills – Converse in English, listen to good music and dance on the rhythm. Do practice of writing English and Hindi one page daily. (*in separate note book*)

Personality Development – Watch less television, don't waste food and water, bath daily, wear neat and clean clothes , don't bite your nails, use hanker – chief / napkin to wipe nose, sweat and hands, don't spit around and speak politely.

Activity:

Make cutouts of a droplet of water from a blue A3 sheet. Write different ways to save water or uses of water with colourful drawings or pictures.

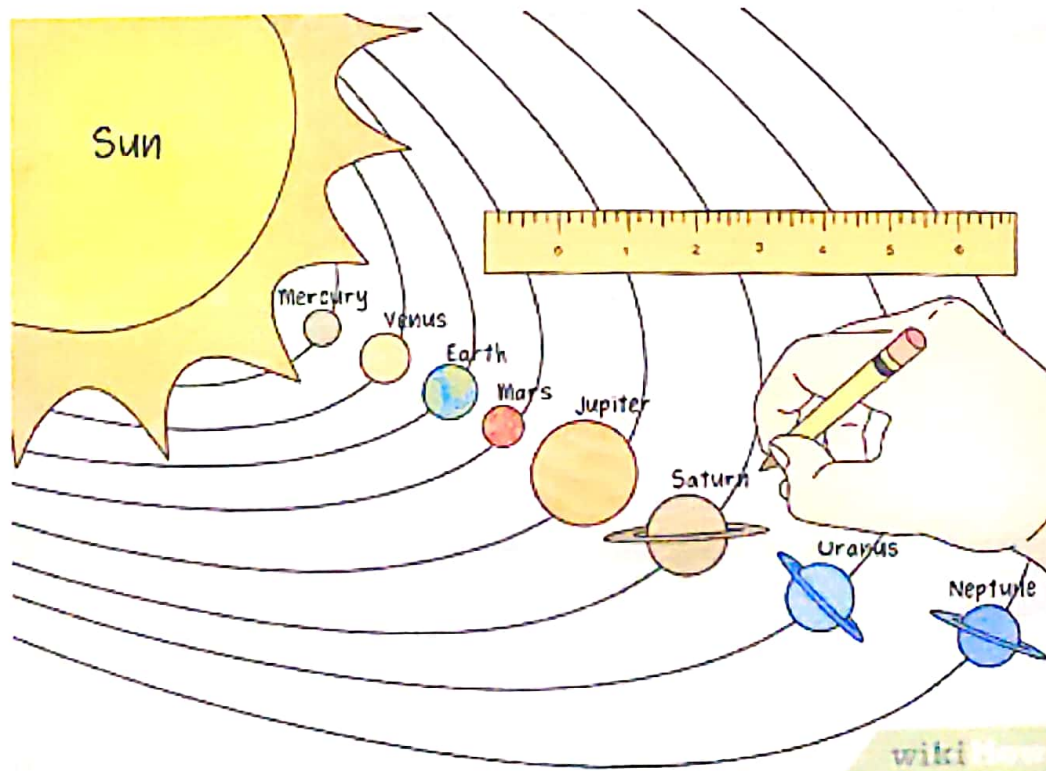
One has been given as example.



Activity 2:

Make a model of solar system with the help of

- Thermacol
- Chart paper
- Card board



English Worksheet

The New Theme Park



Q1. Read the story and answer the questions.

There is a new theme park next to town. We go there on the first day of the holidays. It has lots of rides to try. Some rides are scary, but we love them. There are lots of people here. There are snack shops too. We eat popcorn and hot dogs. Then we go on a fast ride. We feel a little sick after that! We all love the new theme park.

a. Where is the new theme park?

b. When do they go to the theme park?

c. What do they eat at the theme park?

d. Why do you think they feel a little sick?

e. Write any four naming words from the picture.

Q2. Write the plural of the following words:

- a. glass - _____ b. fox - _____ c. girl - _____
 d. mango - _____ e. chair - _____ f. watch - _____

Q3. Write real or imaginary:

- a. I can touch the moon. -
 b. We go to temple to pray. -



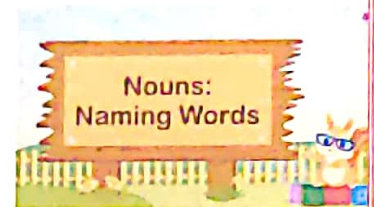
Q4. Look at the picture. Write 8 naming words and tick the countable and uncountable under the correct heading. 1




Naming Words	Countable	Uncountable

Q5. Choose the appropriate noun from the options given and fill in the blanks.

- a. My _____ teacher sings well. (music / art)
- b. The children went to the _____. (park / bag)
- c. _____ is a tall student. (Martha / Mumbai)
- d. They call their puppy _____. (cat / Duke)
- e. Jess wears a _____ in winters. (window / coat)
- f. My best friend loves to eat _____. (chocolates / church)
- g. Cheese is made from _____. (wool / milk)



Reading is Fun!!!



Q6. Read any two of these story books.

1. The Gingerbread Man
2. Cinderella
3. Hansel and Gretel
4. The Elves and the Shoemaker
5. Little Red Riding Hood
6. Rapunzel

Pick out ten new words from these two stories. Make a beautiful Pictionary by writing these words, their meaning and a picture related to the word.

Q7. Write a word for each
picture. In June we went to a _____



where my

_____ lives. She has a farm. On her farm there are



many animals. There are two _____



, a

_____ with its _____



, four

_____ , one _____

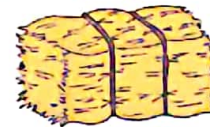


as well

as a _____ and a _____



Every morning she feeds her animals with _____



or _____ . They drink water from the _____



on the farm.

Q8. Frame sentences from the given words.

1. dragon - _____.

2. crutches - _____.

3. palace - _____.

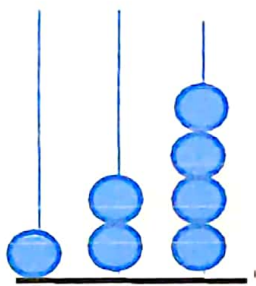
4. cupboard - _____.

Mathematics Worksheet

Q1. Complete the counting.

151							158		
	162			165					
					176			179	
181						187			190
			194					199	

Q2. Look at the abacus and write the following-



a. Numeral _____

b. Number name _____

c. Expanded form _____

Q3. Write the number names for-

a. 106 - _____

b. 198 - _____

b. 114 - _____



Q4. If one hundred is added to the given number, what number will I get?

a. 68 - _____

b. 90 - _____




Q5. Match the following.

- | | |
|----------------------------------|-----|
| a) $100 + 50$ | 99 |
| b) 1 hundred + 7 tens + 6 ones | 84 |
| c) eighty four | 150 |
| d) one hundred four | 104 |
| e) The greatest two digit number | 176 |

Q6. Look at the blocks and write

the number- _____
 the number just after _____
 the number just before- _____



Q7. Write the expanded form in 2 ways.

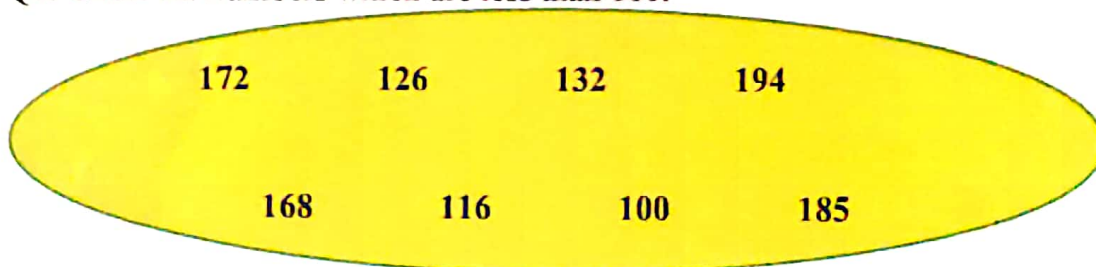
a) $178 - 1)$ _____

2) _____

b) $199 - 1)$ _____

2) _____

Q8. Circle the numbers which are less than 160.



Q9. Solve the riddle.

1. I am a 3-digit number. I have 7 at my tens place, 5 at one's place and 1 at my hundreds place.

2. I have 1 at my hundreds place. The number in my tens place is the number of your eyes. The number at my one's place is the least one-digit number.

Q10. Fill in the blanks.

1. The place value of 6 in 156 is _____.
2. One more than 109 is _____.
3. 6 tens has _____ ones.
4. The number just after 199 is _____.
5. One less than 150 is _____.
6. Circle the greatest number- 129 , 162 , 195 , 111
7. Circle the least number - 200 , 119 , 149 , 177
8. Underline the number which is at tens place. 170
9. 150 comes just before _____.
10. Complete the series 167, _____, 169, _____.
11. What comes between 98 and 100? _____
12. 1 hundred + 2 ones = _____.
13. 108 is a _____ digit number.
14. 5 added to 4 tens is _____.
15. $199 + \underline{\hspace{2cm}} = 200$



Q11. Let's make numbers using the digits given:



1. Use the three digits to make the largest number:

2. Use the three digits to make the smallest number:

3. Use any two digits to make a number between 30 and 40:

4. Use any two digits to make a number less than 30:

5. Use any two digits to make a number greater than 40:

Q12. Circle the correct answer.

(a) $100 + 20 + 5 \rightarrow$ (i) 133 (ii) 105 (iii) 125 (iv) 152

(b) $100 + 7 \rightarrow$ (i) 170 (ii) 107 (iii) 117 (iv) 70

(c) $100 + 90 \rightarrow$ (i) 190 (ii) 109 (iii) 119 (iv) 199

(d) $100 + 10 + 1 \rightarrow$ (i) 167 (ii) 111 (iii) 101 (iv) 110

Q13. Colour the numbers according to the colour code.

- Even numbers- red
- Odd numbers – green




Computer

Class - 2

1. Write the uses of computer in different places with pictures in Computer Notebook neatly.
2. Do the activity given in page no 9 and 16 in book only.

Environmental Science Worksheet

Q1. Look at the picture and answer the questions: -



- a. Tom is Tina's _____. (sister/brother)
- b. Mr. Ram is Tina's _____. (father/brother)
- c. Tom is Mrs. Ram's _____. (son/daughter)
- d. Mrs. Ram is Tom's _____. (mother/sister)

Q2. Match the following: -

- a. My mother's sister is my
- b. My father's mother is my
- c. My mother's father is my
- d. My uncle's children are my
- e. My father's daughter is my

grandmother
aunt
cousins
sibling
grandfather

Q3. Circle the personal things.



Q4. Answer the following questions related to your family.

- a. The number of members _____
- b. Two activities that you do together:

- c. What I like about my family is the most is: _____

- d. My favourite memory of my family is when _____


Q5. Write the name of the following activities.



Q6. Name any two activities in which you use more than two sense organs: -

- a. _____
- b. _____

Q7. Write the names of the body parts:-



Q8. Fill in the blanks using the correct word from the box:

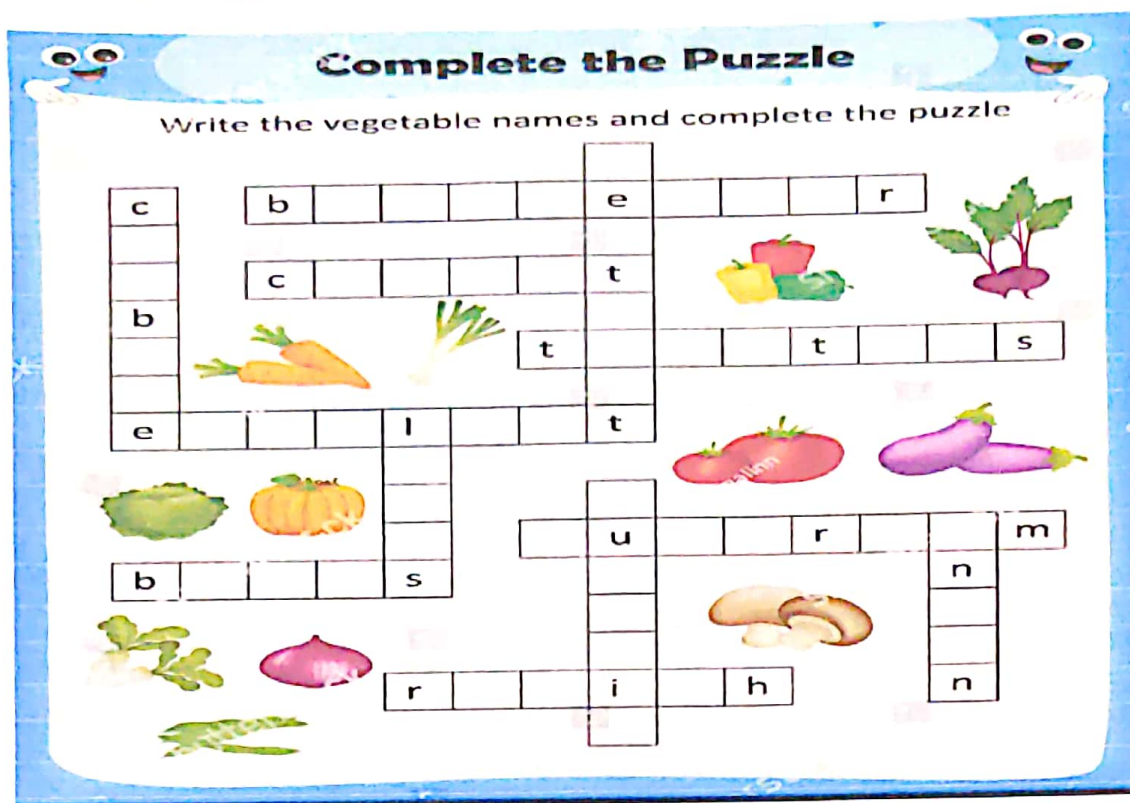
- I _____ with my eyes.
- You _____ with your ears.
- We _____ with our hands.
- I _____ with my feet and legs.
- We _____ when we are happy.



Q9. Complete the web chart by writing the names of the festivals you celebrate with your family:



Q10. Look at the pictures and complete the puzzle on vegetables:



Q11. How do we keep ourselves clean? Look at the picture and write a sentence for each:








हिंदी वर्कशीट

प्र - १) दिए गए शब्दों की सहायता से मोर पर पाँच वाक्य लिखें एवं रंग भरें:-



१. _____
२. _____
३. _____
४. _____
५. _____

प्र - २) दिए गए शब्दों के वचन बदलो:-

गुब्बारा - _____

पेंसिल - _____

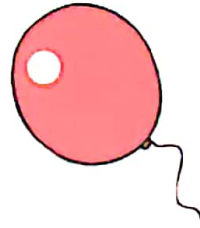
पुस्तक - _____

लड़का - _____

तारे - _____

गुड़िया - _____

कहानी - _____



प्र - ३) दिए गए शब्दों के विलोम शब्द लिखें:-

आसमान x _____

प्रसन्न x _____

ऊपर x _____

बहुत x _____

छोटा x _____

आना x _____

कल x _____



प्र - ४) 'औ' की मात्रा लगाकर शब्द पूरा करो:-

अरत

कआ

पधा

नकर

कचड़ी

तलिया

प्र - ५) दिए गए शब्दों में नाम वाले शब्द रेखांकित करें:-

१. अध्यापिका कक्षा में पढ़ा रही है ।

२. जंगल में शेर रहता है ।


३. घोड़ा मैदान में दौड़ रहा है ।

४. माली ने पौधा लगाया ।

प्र - ६) समान अर्थ वाले शब्द पर गोला लगाओ:-

- | | | | |
|------------|------|------|-------|
| १. धरती - | हवा | शहर | ज़मीन |
| २. आसमान - | बादल | ऊपर | आकाश |
| ३. चाँद - | रात | तारे | चंदा |

प्र - ७) चित्र देखकर पूछे गए प्रश्नों के उत्तर दें :-



क) चित्र में कितने बच्चे हैं?

ख) बच्चे किस चीज़ से खेल रहे हैं ?

ग) वचन बदलें :-

लड़की - _____ नदी - _____

घ) वाक्य बनाओ :-

कहानी - _____

बच्चे - _____

HOLIDAYS HOME WORK
2203- 24
ART & CRAFT

CLASS - 2ND.

- 1 . DO THE DRAWING, COLORING, CRAFT WORKS OF PAGE NO. 18- 22 FROM
" AESTHETICS ART & ACTIVITY "
- 2 . **CRAFT MAKING** : - MAKE A BEAUTIFUL HOUSE WITH USE OF WASTE PAPER OR NEWS PAPER
ROLES.
- 3 . **COMPOSITION**: - VILLAGE MORNING SCENE .