

# HOLIDAY HOMEWORK

## CLASS 3<sup>RD</sup>

NAME : \_\_\_\_\_

SEC: \_\_\_\_\_



Hello children,

You all must be happy as your summer vacations are here.

Students you all know that summers are very hot in North India. So here are some ways to remain cool during these scorching hot days.

Drink a lot of fluids ( Water, juice, chaach ).

Wear loose fitting cotton clothes.

Do not play outside in the afternoon.

Wear a hat or a cap when you step outside.

Get up early and go for morning walk and do yoga.

We teacher's want you to be in touch with your study. So some work is given to keep you busy during vacations. We hope that you all will enjoy to do it.

## ENGLISH

Q1. India has an old tradition of making toys. Rajasthan is famous for its puppets. Make a hand puppet with an old socks. Now create a story of your own. Write on A4 size sheet, learn it and tell the story to your family members with the help of puppet.



Q.2 Make a habit of reading newspaper, story books. Read five stories from Panchatantra. Write two new words( which you are reading first time) From newspaper or stories you read, daily on the ruled sheet and also write their meaning.



Q.3 Rewrite the letter given below using capital letters ,full stop or question mark where necessary in your notebook.

dear rajiv

how are you how are monika and sonika We are all right

i am learning how to use a computer I am very excited about it my sister,neetu,is teaching me how to use the computer my father says I can see maps and learn many new things using the internet

when are you coming to gurugram

write soon

with love

neha


Also colour common noun with yellow and proper noun with orange .

# LETTER

Q4 You love your father very much. Write a paragraph on your Father describing about him, what do you do with him and things you like about him)on A3 size sheet .Make a beautiful card for your father and give him on 18<sup>th</sup> June as this day is celebrated as father's day.



Q5. You are aware of the names of animals/insects/birds. Choose any one and write six things about it showing possession e.g. The ears of an elephant are big. Also write in other form ,e.g. An elephant's ears are big.



WRITE THE NAME and draw picture about which you are describing.

---

---

---

---

---

---

---

Q.7 Countable nouns can be used as singulars or plurals but uncountable nouns can not be. Use a or some before the following words.

- a) \_\_\_\_\_ packet of chips
- b) \_\_\_\_\_ glass of milk
- c) \_\_\_\_\_ water
- d) \_\_\_\_\_ jar of lemonade
- e) \_\_\_\_\_ sugar
- f) \_\_\_\_\_ butter
- g) \_\_\_\_\_ bowl of soup



Q.8 What you want to be in future and why? Write four to five lines on it.



---

---

---

---

---

Q9. Revise the work done in class for UT 2 preparation.

Q10. Complete your writing book till page 40 in a good handwriting.

## MATHS

Q.1 Pick out the biggest number and the smallest number from the numbers given:

- |    |      |      |       |       |
|----|------|------|-------|-------|
| a) | 3205 | 4287 | 7304` | 5618` |
| b) | 9129 | 9000 | 9921  | 9912  |
| c) | 3416 | 3461 | 3641  | 3614  |
| d) | 5882 | 3678 | 8249  | 8925  |
| e) | 1001 | 1100 | 1010  | 1900  |
| f) | 2659 | 4765 | 9993  | 2167  |
| g) | 1234 | 234  | 3456  | 6756  |



Q.2 Make the largest and the smallest four digit number from these digits. Also write number names of them.



- a) 3 , 7 , 1 , 3

Greatest \_\_\_\_\_

Smallest \_\_\_\_\_

- b) 4 , 2 , 6 , 0

Greatest \_\_\_\_\_

Smallest \_\_\_\_\_

Q.3

Which number am I?



- I am an even number between 50 and 75 and divisible by 12. The sum of my digits is 9. \_\_\_\_\_
- I am an odd number between 40 and 50 . The sum of my digits is 13. \_\_\_\_\_
- I am a one digit even number divisible by 3. \_\_\_\_\_
- I am the largest three digit number divisible by 2. \_\_\_\_\_
- I am 40 tens – 30 ones. \_\_\_\_\_
- I am 16 hundreds – 2 tens. \_\_\_\_\_

Q4. Write the missing numbers to get the numbers on the top

$$\begin{array}{ccc}
 20 & 35 & 96 \\
 12 + \underline{\quad} & 5 \times \underline{\quad} & 99 - \underline{\quad} \\
 2 \times \underline{\quad} & 95 - \underline{\quad} & 50 + \underline{\quad} \\
 30 - \underline{\quad} & 17 + \underline{\quad} & 6 \times \underline{\quad}
 \end{array}$$



Q5. Put the missing sign to get the numbers on the top

$$\begin{array}{ccc}
 16 & 30 & 25 \\
 8 \underline{\quad} 2 & 40 \underline{\quad} 40 & 35 \underline{\quad} 10 \\
 20 \underline{\quad} 4 & 20 \underline{\quad} 4 & 15 \underline{\quad} 10 \\
 14 \underline{\quad} 2 & 100 \underline{\quad} 20 & 5 \underline{\quad} 5
 \end{array}$$

Q6. Write the missing digits in the box

i Th H T O

$$\begin{array}{r}
 4 \quad \square \quad 3 \quad 5 \\
 + 2 \quad 6 \quad \square \quad 2 \\
 \hline
 \square \quad 7 \quad 8 \quad 7
 \end{array}$$

ii) T H T O

$$\begin{array}{r}
 5 \quad 6 \quad \square \quad 3 \\
 + \square \quad 2 \quad 7 \quad \square \\
 \hline
 7 \quad \square \quad 8 \quad 5
 \end{array}$$

iii TH H T O

$$\begin{array}{r}
 1 \quad 6 \quad 2 \quad \square \\
 + 7 \quad \square \quad 6 \quad 2 \\
 \hline
 \square \quad 9 \quad \square \quad 7
 \end{array}$$

iv) TH H T O

$$\begin{array}{r}
 9 \quad \square \quad 8 \quad 9 \\
 - 2 \quad 3 \quad 1 \quad \square \\
 \hline
 \square \quad 0 \quad \square \quad 4
 \end{array}$$

v T H T O

$$\begin{array}{r}
 \square \quad 7 \quad 7 \quad 9 \\
 - 4 \quad \square \quad 6 \quad \square \\
 \hline
 3 \quad 5 \quad \square \quad 3
 \end{array}$$

vi T H T O

$$\begin{array}{r}
 \square \quad 4 \quad \square \quad 6 \\
 - 2 \quad \square \quad 5 \quad \square \\
 \hline
 3 \quad 4 \quad \square \quad 5
 \end{array}$$

Vii T H T O

$$\begin{array}{r}
 1 \quad 0 \quad 0 \quad 9 \\
 \times \quad \quad \quad 3 \\
 \hline
 \end{array}$$

viii TH H T O

$$\begin{array}{r}
 3 \quad \quad 1 \quad 6 \\
 \times \quad \quad \quad 3 \\
 \hline
 \end{array}$$

i TH H T O

$$\begin{array}{r}
 \quad \quad \quad \square \quad 5 \\
 \times \quad \quad \quad 2 \quad 3 \\
 \hline
 \end{array}$$

<input type="text"/>	0	<input type="text"/>	<input type="text"/>
----------------------	---	----------------------	----------------------

1	0	2	<input type="text"/>	<input type="text"/>
---	---	---	----------------------	----------------------

	1	3	<input type="text"/>
+	9	<input type="text"/>	0
<input type="text"/>	<input type="text"/>	<input type="text"/>	<input type="text"/>

- x)  $6 \times \underline{\hspace{2cm}} = 42$   
xi)  $4 \times \underline{\hspace{2cm}} = 32$
- xii)  $16 \times \underline{\hspace{1cm}} \underline{\hspace{1cm}} = 160$   
xiii)  $61 \times \underline{\hspace{2cm}} = 183$
- xiv)  $25 \times \underline{\hspace{2cm}} = 25$   
xv)  $361 \times \underline{\hspace{2cm}} = 0$

Q7. Here is a number grid

51	52	53	54	55	56	57	58	59	60
61	62	63	64	65	66	67	68	69	70
71	72	73	74	75	76	77	78	79	80
81	82	83	84	85	86	87	88	89	90
91	92	93	94	95	96	97	98	99	100



Solve mentally and cross out the numbers in the grid above and also write the number

- |                        |                                    |
|------------------------|------------------------------------|
| 1. 39 less than 92     | 11. Difference between 172 and 113 |
| 2. 44 added to 49      | 12. Take away 129 from 229         |
| 3. Four times 19       | 13. 99 minus 11                    |
| 4. 300 divided by 5    | 14. Multiply 6 and 15              |
| 5. 30 and 55 more      | 15. Divided 198 by 3               |
| 6. Add 12 seven times  | 16. Total of 3,38 and 51           |
| 7. Sum of 9 and 89     | 17. 8 multiplied by 9              |
| 8. Product of 6 and 16 | 18. 160 minus 79                   |
| 9. 32 times 2          | 19. Add 6 and 79                   |
| 10. 51 plus 43         | 20. Subtract 28 from 89            |

Q8. We all know that if zero is written separately it don't have any value but if is written before any number it increases the value of the number. So zero plays a important role in numbers. Find out who invented zero and write about the person on A4 sheet. Also draw the picture of the inventor.




Q10. Revise the Unit test II syllabus for unit test preparation

### SCIENCE

( Make an activity note book from blank pages of old notebooks. Cover it and decorate it)

Q1 Find the names of five animals which are not found in India.

Note down the name of countries where they are found and paste their in your scrapbook with name of the country.



Q2. Collect leaves of different trees and paste them in your scrap book making different shapes of animals or birds.



Q3. Everyone loves to play with toys. Then why not we make our own toy by waste pencil dust, waste paper.

Follow these steps to make clay toys

Soak pencil dust, and bits of waste paper in water for one night

Churn this mixture well to get a fine paste.

Take some soil ,sieve it to get fine soil.

Put some fine soil in the mixture and fevicol to make a dough.

Take a small ball of dough and shape into a toy.

Dry the toys in the sun for about two days.

After the toys are dry, use paint to colour them.



You can gift it to your friends also.

Q4. Plant a seed in a pot and a root part of onion in another pot. Give water to them and put in proper sunlight. Observe what happened in both the pots. Write your observation.

Pot A seeds \_\_\_\_\_

\_\_\_\_\_

\_\_\_\_\_

Pot B with roots of onion \_\_\_\_\_

\_\_\_\_\_

\_\_\_\_\_

Now what have you understood? Write in two lines.

\_\_\_\_\_

\_\_\_\_\_

Q5 National flower of our country is Lotus. We are giving you the names of some national flowers of some countries. Find out their country names, paste pictures of the flowers, write country name and capital in your scrap book.



Jasmine

Blue Himalayan Poppy

Rhododendron

Tulip

Blue Water Lily

Marigold

Rose

Cherry Blossoms

Q6 Make a collage of living and non-living things on a A3 size sheet using pictures cutting from old newspapers and magazines.

Q7 You have been assigned a project as per your roll numbers. Check your roll number and prepare the project. Your project should be well prepared and ready for presentation.

Roll no 1 to 5

Human Respiratory system

Roll no 6 to 10

Journey of flower to seed

Roll no 11 to 15

Body parts of insects

Roll no 16 to 20

Human Digestive system

Roll no 21 to 25

Parts of leaf

Roll no 26 to 30

Body parts of birds

Roll no 31 to 35

Fibrous and Tap roots

Q8. Revise Unit test II syllabus for unit test.

## SOCIAL STUDIES

(Make an activity note book from blank pages of old notebooks. Cover it and decorate it)

Q1. You must be knowing about 3R's till now. Now make a list of things which you can

Reduce \_\_\_\_\_

Reuse \_\_\_\_\_

Recycle \_\_\_\_\_



Q2 Find information, write and paste pictures in your scrap book of the following:


The women presidents of India

The woman Prime Minister of India

The women astronauts of India



Q3 Here are the names of some tourist places of India. Find out in which state and city you have to visit to see them.



Also paste the pictures of these.

SriKrishna Science Centre

Gateway of India

Belur Math

Ekant park

Kamakhya Temple

Hawa Mahal

Golconda Fort

Q4 Over the years, the way people travel has changed.



Find out how your grandparents and parents travelled when they were of your age. How do you travel.

( For this talk to your grand- parents, parents)

Grand parents	Parents	myself

Also find out which means are good and why?

---



---

Q5 During these holidays ask your parents to take you to the post office of your City. Purchase post card, Inland letter and some stamps and paste in your scrap book. On a post card write a good message how can we save our environment and paste in the scrap book.



Q6 Search and write down the names of famous dishes of following states.

Punjab \_\_\_\_\_

Haryana \_\_\_\_\_

Gujarat \_\_\_\_\_

Kerala \_\_\_\_\_

Rajasthan \_\_\_\_\_

Uttar Pradesh \_\_\_\_\_



Bihar\_\_\_\_\_

West Bengal\_\_\_\_\_

Also find out why do we have red and green marks on food packets.

\_\_\_\_\_

\_\_\_\_\_

Q7 You have been assigned a project as per your roll numbers. Check your roll number and prepare the project. Your project should be well prepared and ready for presentation.

Roll no 1 to 5	National symbols of India
Roll no 6 to 10	Means of communication ( old to new)
Roll no 11 to 15	Types of pollution
Roll no 16 to 20	Means of transport
Roll no 21to 25	Different land transport
Roll no 26 to 30	States of India
Roll no 31 to 35	Solar system

Q8. Revise Unit test II syllabus for unit test.

### Computer

1. Paste all the **hardware parts of computer** in Computer Notebook neatly.
2. Do the activity given in page no 21,22and 23 in book only.

### Art & Craft

1. Do the drawing, coloring, craft works of page no. 11-20.  
From “Aesthetics Arty & Activity book”
2. **Craft Making**
  - a. make two colourful kites and design on it
  - b. make pen stand with waste paper
3. **.Composition**  
you and yours pet animals.

## हिंदी ग्रीष्म अवकाश कार्य

हिंदी का ग्रीष्म अवकाश कार्य किसी पुरानी पुस्तिका से पेज निकाल कर एक पतली पुस्तिका बनाकर उसमें करिए:

प्रश्न 1) खेलने कूदने के क्या-क्या फायदे हैं? आपकी किस खेल में ज्यादा रुचि है? उसका चित्र बनाकर उसके विषय में कुछ पंक्तियां लिखिए।



प्रश्न 2) आपके सामने कोई दर्द से कराह रहा है तो आप क्या करेंगे ? में लिखिए।



प्रश्न 3) "मित्र वही जो दुख में काम आए" इस सूक्ति को पढ़कर अपने प्रिय मित्र के बारे में लघु अनुच्छेद लिखें

प्रश्न 4) अपनी स्कैपबुक में विभिन्न पेड़ों और पौधों के पत्ते एकत्र करके चिपकाएं और प्रत्येक पत्ते के सामने लिखिए:

\*किस पेड़ का पत्ता है?

\*उससे क्या मिलता है?


\*क्या फूल देता है अथवा फल?

\*हमें उस से क्या लाभ होते हैं?

\*उसके फल या फूल हमारे किस किस काम आते हैं?

प्रश्न 5) पॉलिथीन प्रकृति के लिए हानिकारक है हमें कागज या कपड़े के बने थैले ही प्रयोग में लाने चाहिए पॉलिथीन जलाने से प्रदूषण फैलता है।

\*नीला कूड़ेदान और हरा कूड़ेदान का चित्र बनाकर



उसके सामने कौन से कूड़ेदान में आप कौन सा

कूड़ा डालेंगे उसका चित्र बनाइए ।

प्रश्न 6: हिंदी सुलेख चित्रमाला पृष्ठ 40 तक कीजिए।

प्रश्न 7 इकाई परीक्षा दो के पाठ्यक्रम की पुनरावृत्ति कीजिए ।