

# SHARDA INTERNATIONAL SCHOOL



Dear parents,

Summer holidays are the time of the year when you get an opportunity to spend maximum time with your child.


Read story books with the illustration and after finishing the story discuss it with your child.

Emphasize more on phonic sounds and encourage word building and picture talk.



Children can be encouraged to use simple words and sentences at home for example:

- Mom, please give me something to eat
- Please give a glass of water
- Please trim my nails
- Please tell me a story
- Please comb my hair
- Use of magic words like excuse me, sorry, thank you
- Wishing parents and elders good morning, afternoon, evening and good night.
- Always encourage your child to offer whatever he/she is snacking on, to the others in the room.

Colour the things we see in the sky.



बिन्दुओं को जोड़कर अक्षर को पूरा करो और चित्र में रंग भरो



# आ



आम



आग

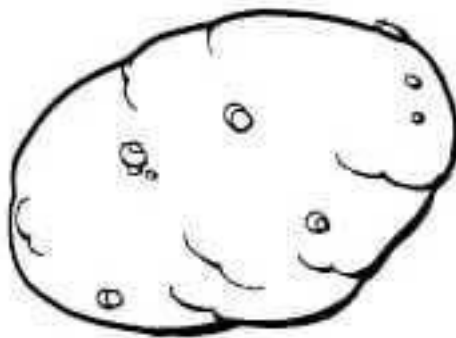



आलू

आ आ आ आ आ आ

आ आ आ आ आ आ

आ आ आ आ आ आ





## इमली

# h2


5



5



5






Trace the following numbers with crayons


|   |   |   |   |  |
|---|---|---|---|--|
| 1 | 1 | 1 | 1 |  |
| 2 | 2 | 2 | 2 |  |
| 3 | 3 | 3 | 3 |  |
| 4 | 4 | 4 | 4 |  |
| 5 | 5 | 5 | 5 |  |

Colour the picture which is different







Trace the letters and colour the pictures




ANT



BEE



CAT



DOG



D/p,

Please make your ward learn the phonic sounds of the letters done so far.


A says ----- ऐ

B says ----- ब


C says ----- क

D says ----- ड

Match the letters to their related pictures



Trace and colour the pictures



Dip your fingers in water colour and paint the octopus

