




PLAY WAY



ST. JOSEPH COLLEGE, SITAPUR ROAD LUCKNOW


SESSION 2023-24

SUMMER BREAK HOMEWORK FOR PLAY WAY



Dear Children,

Enjoy yourself to the fullest during this summer break, have lot of fun. Make your summer break enjoyable. And Kindly complete the given homework during your summer break.



INSTRUCTIONS FOR HOLIDAY HOMEWORK

- Compulsory Revision for all Oral Work Done in Class
- All Homework Must be Done Neatly And all Worksheets Will be Arranged In a file with Student's Name, Class And Section

WORKSHEET 1

- Pattern Writing
- Standing & Sleeping Line Worksheet

WORKSHEET 1 - ENGLISH

RECOGNIZE THE GIVEN LETTERS AND COLOUR THE PICTURES AND SAY THEM LOUD

- A - For Apple
- B - For Ball
- C - For Cake

- D - For Dog
- E - For Egg
- F - For Flower

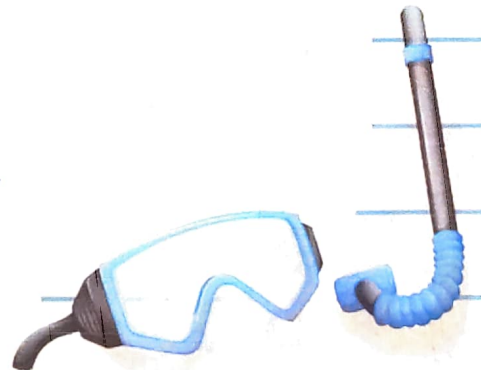


WORKSHEET 2 - MATHS

RECOGNIZE THE NUMBERS AND COLOUR THE BLOCKS ACCORDING TO THE GIVEN NUMBERS FROM 1 TO 5




Have a great
summer
Vacation!





LET'S PEEP INTO THE WORLD OF RHYMES

1. Learn Bits of Paper
2. Teddy Bear
3. Lal Tamatar
4. Suraj Bhaiya



WORKSHEET 3 - ART AND CRAFT ACTIVITY

- Colour the Watermelon Green
- Trace the Cherries and do tearing and pasting with Red Colour Paper
- Make a face Mask of Bunny with Paper Plate and Paste cotton on it.

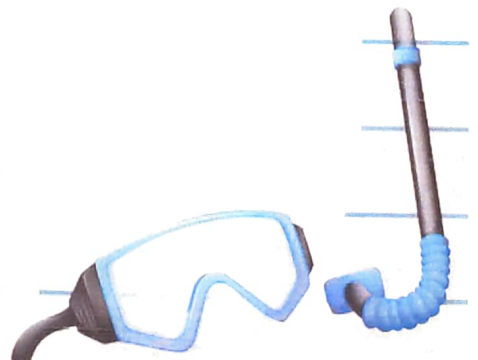


ALL ABOUT ME

- What is your name?
- Which Class do you study?
- In which School do you Study?




Have a great
Summer
Vacation!



name: _____

color all the apples that contain an A



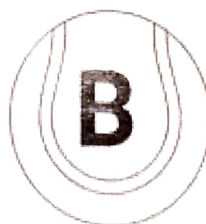





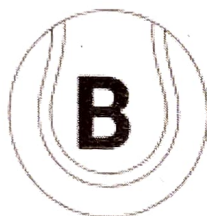


A is for apple

SplashLearn

NAME - _____


Where's Letter B?

Color the objects that contain letter B.



Name: _____


Cc

Color all the letter Cc's

Color letter D and the pictures
which all start with the letter D

DATE _____


NAME _____





Name: _____

Date: _____

Color the letter E e




It's Letter Fun.....
So let your crayons run.....



FLOWER



FOX



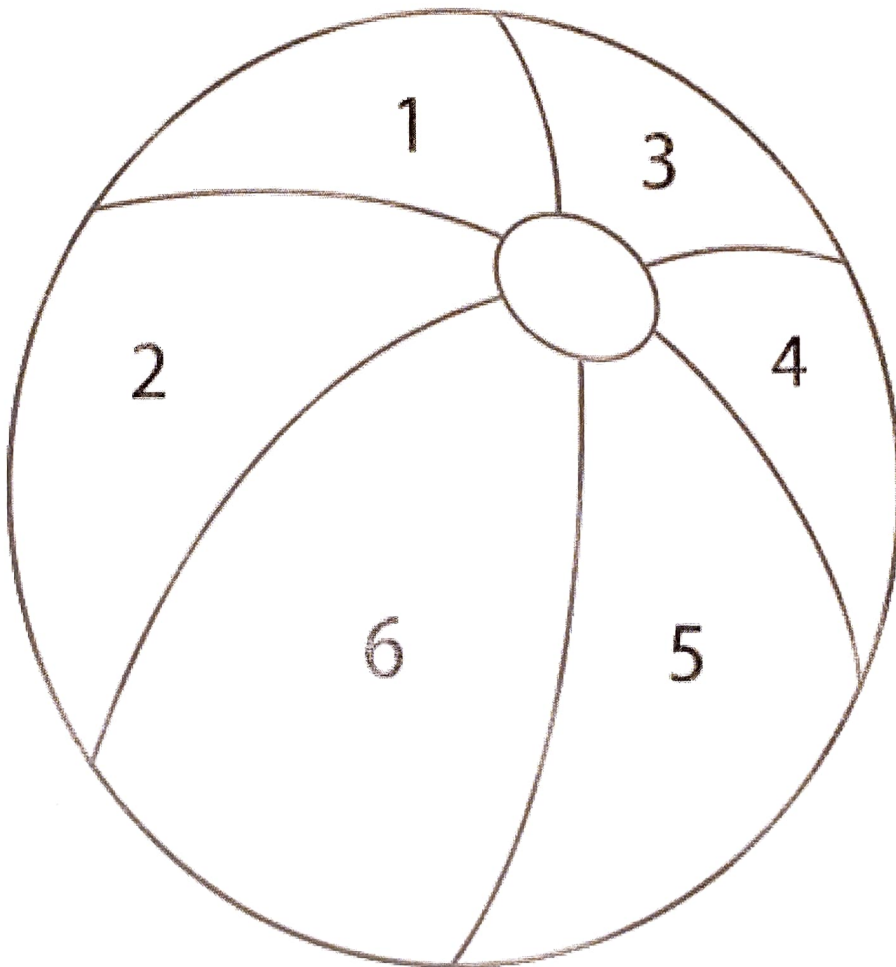
FISH

Color the Toy Ball

Name : _____

Date : _____


Color the picture according to the number key at the bottom.




PRACTICE WORKSHEET

Name : _____ Roll No. : _____

Class : _____ Date : _____


SHAPE - CIRCLE**UP IN THE SKY WHAT DO I SEE?
ONE BIG SUN SHINING AT ME****ROUND, ROUND, ROUND SMILING AT ME**

Page to be colored



NAME -

Trace the Cherries



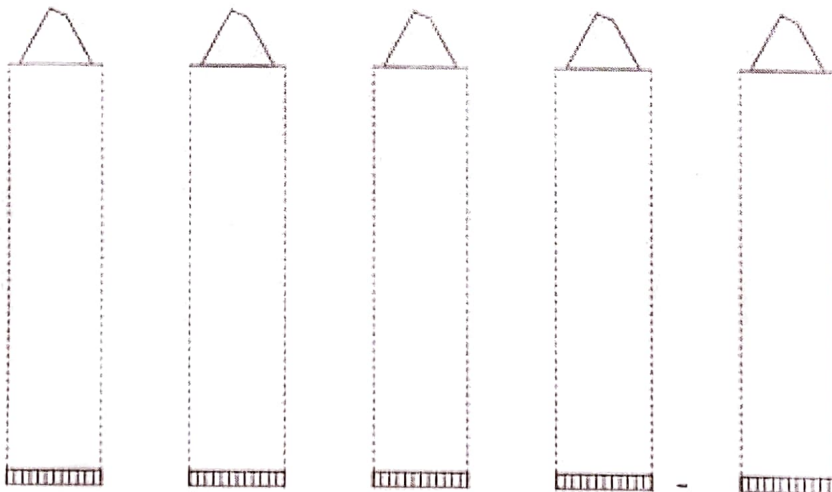
cherries



E-LEARNING

Standing Lines

Join the dots and color the Crayons



Homeschooling

Prewriting skills

Name: _____

Roll Number: _____



Standing lines : Trace the standing lines




Transport!!





SDE Store

Can you take them to their vehicles?



**E-LEARNING**

Tracing - Sleeping Lines
Join the dots and color the Pencil.



Handwriting practice lines consisting of solid top and bottom lines with a dashed middle line for tracing.

Homeschooling

NAME -

Number Recognition

Use dot markers to dot each number to their assigned color.

5

4

2

3

1

4

1

2

5

5

2

1

4

3

5

4

3

2

5

2

4


5

3

1

1

3



Blue



Red

3

Yellow



Green



Pink

Color the blocks according to the given number

3

5

9

7

1

4

2

8

6
