



St. Joseph College

Sitapur Road, Lucknow

Session : 2026-27

HOLIDAY

HOMework

Class - Nursery

"Explore. Learn. Create."

Make your holiday meaningful!




Name : _____



INDEX



S.No.	Subject	Topics
1	Pattern Writing	Standing Line, Sleeping Line, Slanting Line, Zig Zag Lines
2	English Written	Letter A & B
3	English Oral	Alphabet A to Z with relevant words and phonic sounds
4	Hindi Written	स्वर अ
5	Hindi Oral	स्वर अ से अ: चित्रों के साथ याद करें।
6	Maths Written	Number 1 & 2
7	Maths Concepts	Big & Small, Tall & Short
8	Maths Shapes	Circle & Square
9	EVS	Myself, Parts of Body Name, Fruits and Vegetables Name
10	Hindi and English Rhymes	प्रार्थना, आम रसीला, मोर Row, row, row your boat, Baa - Baa black sheep, Twinkle -Twinkle



CONVERSATION

- Q.- 1 What is your name? **Ans** - My name is
- Q.- 2 What is your father's name? **Ans** - My father's name is
- Q.- 3 What is your mother's name? **Ans** - My mother's name is
- Q.- 4 In which class do you study? **Ans** - I study in Nursery
- Q.- 5 What is your school name? **Ans** - My school name is St. Joseph College, Lucknow.
- Q.- 6 In which city do you live? **Ans** - I live in Lucknow.
- Q.- 7 In which country do you live? **Ans** - I live in India.



CRAFT WORK

Let's Create, Imagine and Have Fun!

1

ANIMAL FACE CRAFT

Make any animal face using a paper plate and decorate it with colours, paper cuttings, googly eyes, cotton, etc.



2

HOLIDAY MEMORY PHOTO FRAME

Make a beautiful photo frame using ice cream sticks with the help of parents and paste your holiday trip photograph in it.

Decorate it creatively with colours, stickers, glitter, or flowers.



Be Creative! Be Neat!
Use your imagination and make your work beautiful.


Name: _____

Date: _____



Standing Lines

 Trace the standing lines




Name: _____ Date: _____



Sleeping Lines



Trace the sleeping lines



Slanting Line Tracing!

NAME- _____

Trace the slanting lines to help the birds!



Name: _____

Date: _____



Zig Zag Lines

 Trace the zig zag lines

Tracing practice area with six rows of dashed zigzag lines. Each row is flanked by a cartoon illustration:

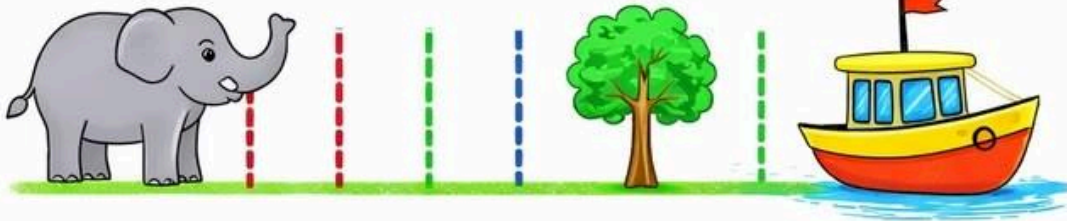
- Row 1: Apple (left) and Kite (right)
- Row 2: Ladybug (left) and Ice cream cone (right)
- Row 3: Octopus (left) and Car (right)
- Row 4: Star (left) and Cupcake (right)
- Row 5: Sun (left) and Strawberry cupcake (right)
- Row 6: Cloud (left) and Rock (right)




Standing Lines

Practice the standing lines below:

1. Color the Standing Lines

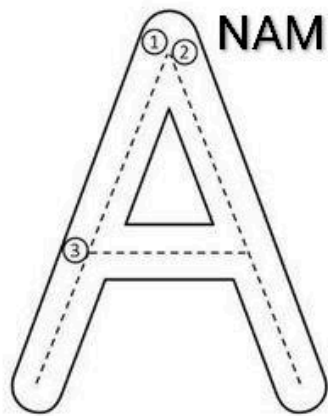


2. Trace the Standing Lines


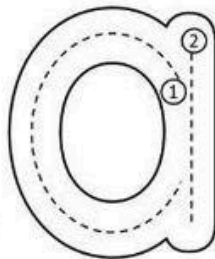


3. Write the Standing Lines

NAME- _____




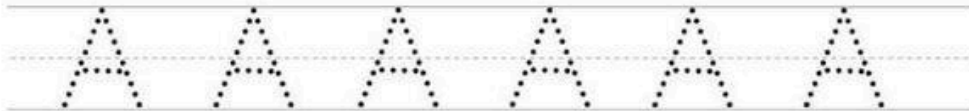
NAME- _____





apple




Trace the letter Aa



Color the letter Aa

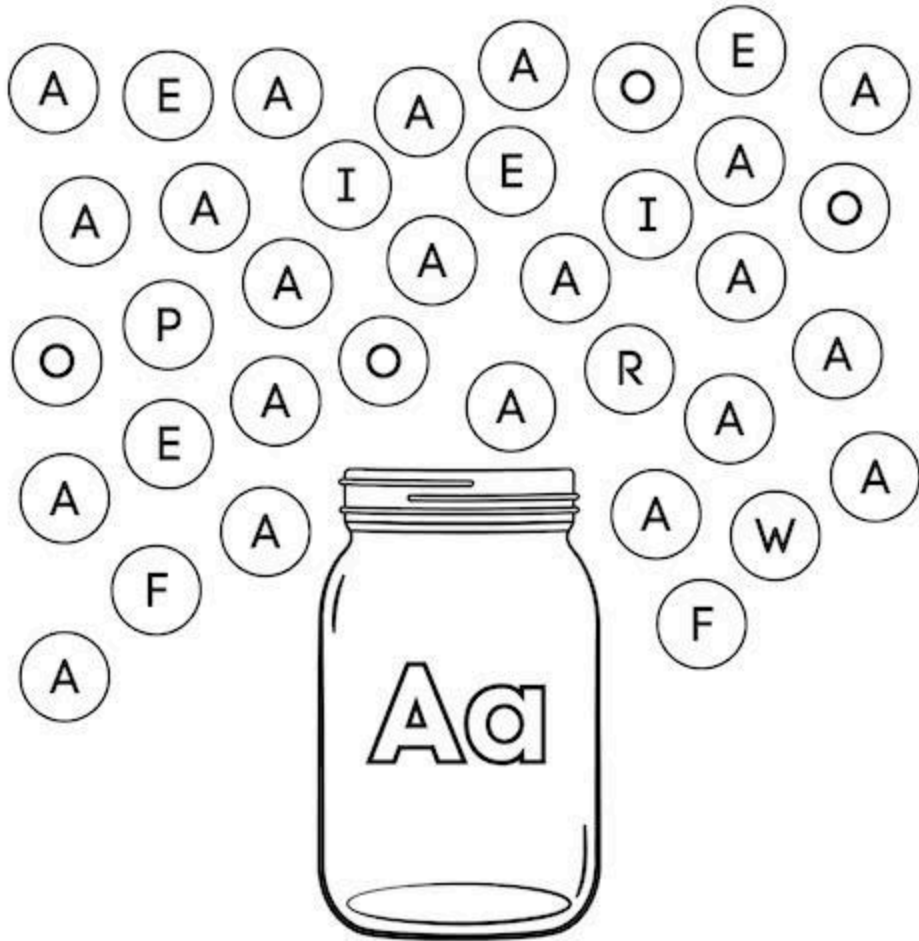


What starts with Aa?



Name _____ Date _____

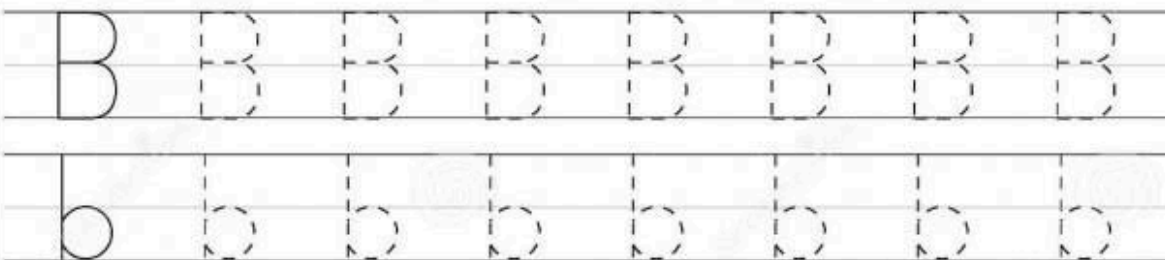

Find Letter A



Butterfly

NAME- _____

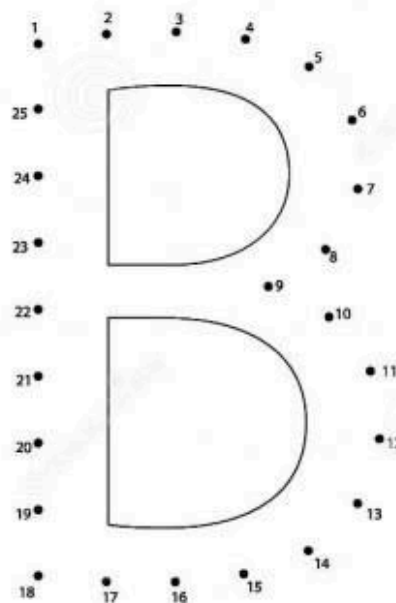
Bb




Color by letter B


P	R	R	P	D	F	D
P	B	B	B	B	P	P
R	B	R	P	D	B	P
F	B	F	R	P	B	F
D	B	B	B	B	F	R
F	B	D	R	R	B	D
P	B	F	P	R	B	F
R	B	B	B	B	F	D
P	P	R	D	F	P	R

Connect the dots






Bee



Balloons



Bird



Bone



Ball



Name: _____

Date: _____

अ



अमरूद



अनार

अ अ अ अ अ

अ अ अ अ अ

अ अ अ अ अ

अ अ अ अ अ

अ अ अ अ अ

अ



अनार



अमरुद



अजगर

अ अ अ अ अ

अ अ अ अ अ

अ अ अ अ अ

अ अ अ अ अ


अ अ अ अ अ

अ अ अ अ अ

अ अ अ अ अ

1

One



1	1	1	1	1	1
1	1	1	1	1	1
1	1	1	1	1	1
1	1	1	1	1	1
1	1	1	1	1	1


NAME- _____

Name:

Date:

Number 1

Color, trace, count, find.



1 5 2 1 2
3 1 9 7 6
4 4 1
1 9 1 8 5


TWO



Color the two



Trace the two



Count and color the candy pieces


5 3 2 10
9 7 3 8
1 2 6 1 2
10 4 1 2 8
7 10 1 3

Find and circle the twos

NAME- _____

2

Two




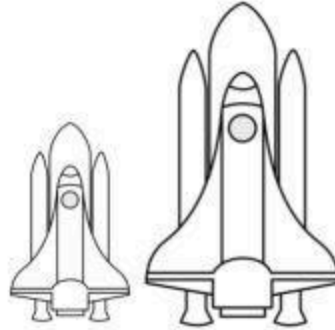
2	2	2	2	2	2
2	2	2	2	2	2
2	2	2	2	2	2
2	2	2	2	2	2
2	2	2	2	2	2

NAME- _____

Name: _____ Date: _____



Tall and Short

Color the tallest picture in each group.




CIRCLE


Trace and color the circles.



Draw a circle.




Color in the circles.




SQUARE

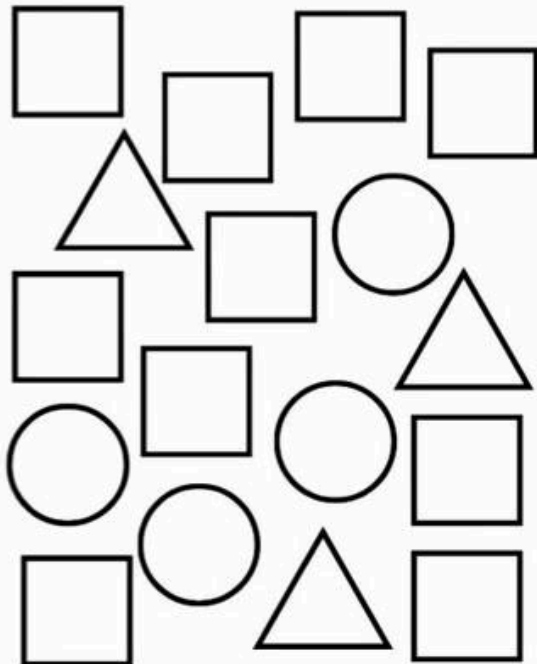
Trace and color the squares.



Draw a square.





Color in the squares.



Let's learn the words **boy** and **girl**.
Color each letter in the words and color the pictures.

boy

girl



Name :

Circle the body parts !

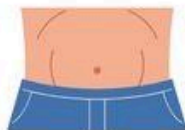
Nose



Ear



Hand



Teeth



Stomach




Hair




FUN FRUIT & VEGGIE


COLORING



orange




grapes



banana




tomato



carrot




broccoli




strawberry



corn



watermelon



apple



lemon