

St Joseph College

Class

L K G

Vacay Fest

2026-2027



ENGLISH



HOMEWORK



DAILY PRACTICE



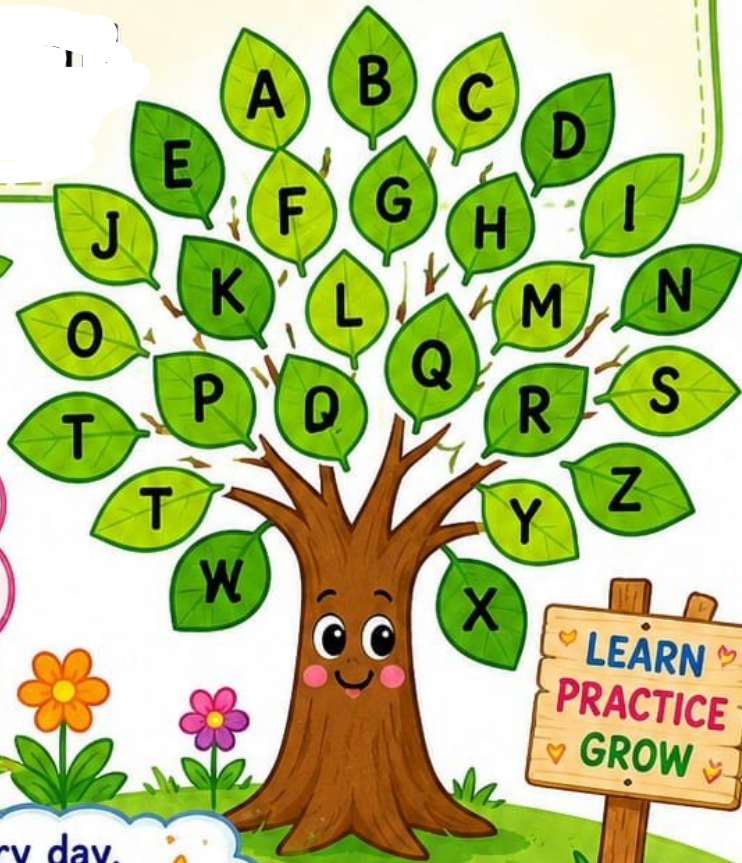
Do **ONE PAGE HANDWRITING** daily.



Learn and speak **A to Z** with **phonics sounds**.

FUN ACTIVITY

Make a beautiful
"ALPHABET TREE"
using **leaves** and write different
letters on them.



Learn with fun, practice every day,
and shine bright!

+
÷ **MATH** =
×



1

Write numbers
1 to 50.



2

Practice counting
objects around you.



3

Learn shapes and



1 2 3 4 5 6 7 8 9 10

★ **FUN ACTIVITY** ★

Count chocolates, toys, or
pencils at home and
tell the number aloud.



1

Plant a seed and water it daily.



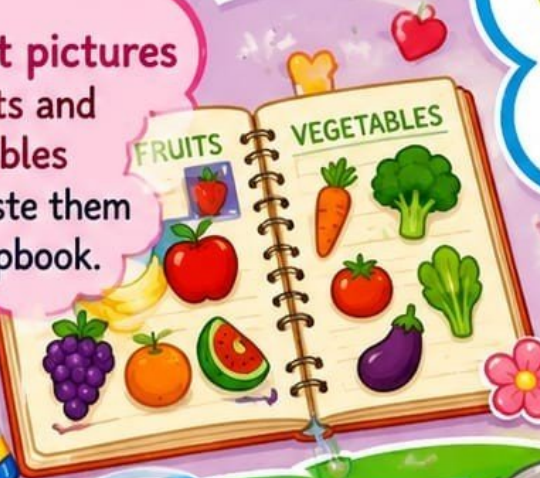
2

Feed birds and observe their colours and sounds.



3

Collect pictures of fruits and vegetables and paste them in scrapbook.



4

Observe traffic signals and learn their colours.



EVS

ACTIVITIES

SUMMER VACATION HOME WORK

5

Spend time with grandparents and learn good manners.



Good Manners

- ✓ Say Thank you
- ✓ Be kind
- ✓ Listen carefully
- ✓ Help others
- ✓ Stay polite





ART & CRAFT




1 Draw and color your favourite cartoon character.



2 Make a rainbow or sun using paper tearing and pasting.



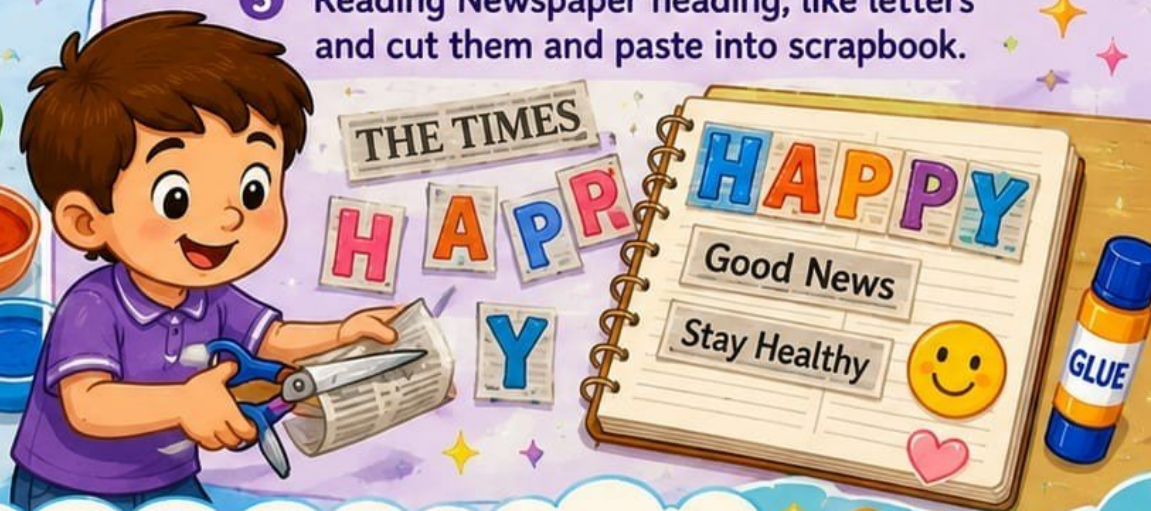
3 Do thumb printing in scrapbook.



4 vegetable printing in a handkerchief.



5 Reading Newspaper heading, like letters and cut them and paste into scrapbook.



LET'S CREATE & HAVE FUN!



SPEAKING SKILLS

LET'S SPEAK WITH CONFIDENCE!

Speak
Clearly
Think
Smartly!

1 LEARN 2 ENGLISH RHYMES WITH ACTION

ONE FOR SORROW TWO FOR JOY

One for sorrow,
Two for joy,
Three for a girl,
Four for a boy,
Five for silver,
Six for gold,
Seven for a secret
never to be told.



Action:

Count on fingers
while saying the rhyme.

DEAR LORD

We thank thee, Lord, for blessings
true,
For skies above of lovely blue,
For sunshine warm and rain so free,
For food and all things given to me.



Action:

Fold hands and
bow your head.

2 LEARN 2 HINDI RHYMES WITH ACTION

प्रार्थना

हम हैं नन्हे नन्हे बच्चे,
तुमको शीश नवाते हैं।
तुम पर सदा रहे विश्वास
कभी ना करें पराई।
देखें तुम्हें सदा ही साथ,
सर पर रहे तुम्हारा हाथ।



Action:

Fold hands and
close your eyes.

मुर्गा

मुर्गा बांग लगाता है,
सबको सुबह जगाता है।
अकड़-अकड़ कर चलता है,
बिल्ली से वह डरता है।



Action:

Make a rooster
sound and flap wings.

3 LEARN 5 LINES ON "MY MOTHER"



1. My mother is very loving.
2. She takes care of me.
3. She cooks tasty food for me.
4. She helps me in my studies.
5. I love my mother very much.

4 LEARN 5 LINES ON "MY SELF"



1. My name is _____.
2. I am _____ years old.
3. I study in class _____.
4. My favourite colour is _____.
5. I like to play and read
story books.

5 LEARN 5 LINES ON "MY SCHOOL"



1. My school name is _____.
2. It has big classrooms.
3. My teachers are kind.
4. I have many friends in school.
5. I love my school.

★ TRY TO COMPLETE THESE CHALLENGES ★



Learn



Speak



Do actions



Practice in



Be a

GOOD HABITS

CHALLENGE

1

Wake up early

2

Keep your room clean

3

Wash your hands before meals

4

Use magic words:
Please, Sorry, Thank You

5

Brush your teeth twice a day

6

Respect elders

7

Keep your toys in place

8

Speak politely to everyone

Small habits, big changes!

BE KIND



Circle the First Letter of the Given Picture



k
d
g



a
f
g



h
i
g



s
k
a



b
c
t



f
u
s



p
h
b



j
d
s



d
e
w



k
c
f



c
u
p



m
n
e



x
c
m



m
o
b



i
v
n

Draw a line to match the uppercase letter on the left to its lowercase letter on the right.

f •

d •

e •

b •

g •

f •

a •

e •

• A

• F

• E

• D

• G

• C

• F

• B

k •

h •

l •

i •

o •

j •

m •

n •

• M

• N

• K

• O

• L

• I

• J

• H

जोड़ी जमाओ

इ
अं
ओ
आ
ऊ
ए
ई
अ
उ
ऋ
ए
औ

-
-
-
-
-
-
-
-
-
-
-
-



-
-
-
-
-
-
-
-
-
-
-
-





रिक्त स्थानों की पूर्ति कीजिए:



१.

अ

--

--

इ

२.

--

आ

ए

--

३.

अ

--

ए

--

४.

--

--

ए

इ

५.

अ

आ

--

--

दिए गए अक्षर के बाद कौन सा अक्षर आएगा? गोला करें

औ - अं ऐ अ

ओ - आ औ अः

उ - ऊ आ इ

ए - ई ओ ऐ

ऊ - ऋ ए औ

चित्र देखकर पहला अक्षर लिखो:-



Blank handwriting practice box with three horizontal lines (top, middle, bottom).



Blank handwriting practice box with three horizontal lines (top, middle, bottom).



Blank handwriting practice box with three horizontal lines (top, middle, bottom).



Blank handwriting practice box with three horizontal lines (top, middle, bottom).



Blank handwriting practice box with three horizontal lines (top, middle, bottom).



Blank handwriting practice box with three horizontal lines (top, middle, bottom).



Blank handwriting practice box with three horizontal lines (top, middle, bottom).



Blank handwriting practice box with three horizontal lines (top, middle, bottom).



Blank handwriting practice box with three horizontal lines (top, middle, bottom).

अः

Blank handwriting practice box with three horizontal lines (top, middle, bottom).



Blank handwriting practice box with three horizontal lines (top, middle, bottom).



Blank handwriting practice box with three horizontal lines (top, middle, bottom).



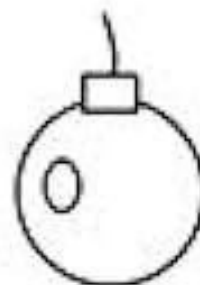
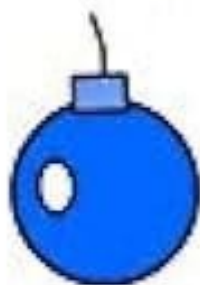
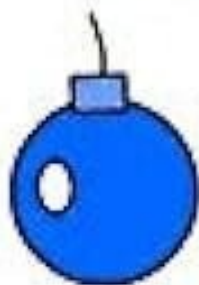
Blank handwriting practice box with three horizontal lines (top, middle, bottom).

Missing numbers - 1 to 50



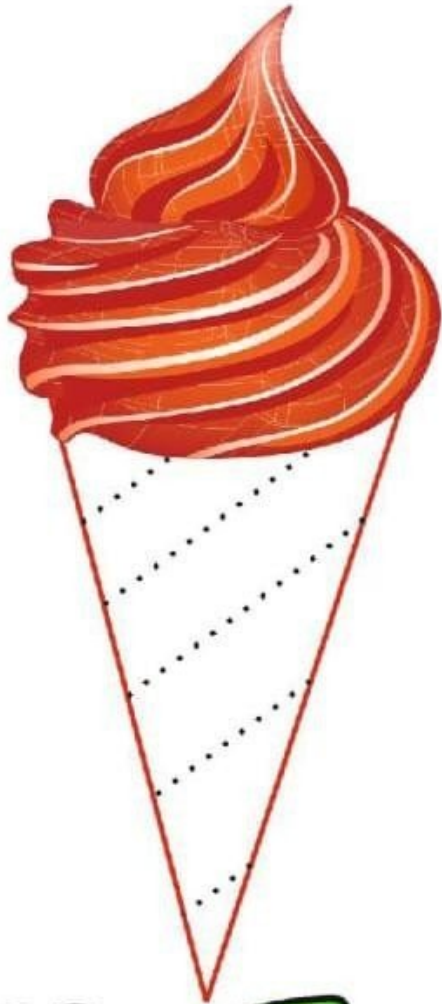
			16		30		44
				24		38	
1	6		18		32		
		12					47
	8			27			
4		14	21			42	
	10				36		

Colour the last picture to complete the pattern.



Fun with Patterns

A. Trace over the dotted lines.







Skill: To reinforce sense of direction

SUMMER



Color Key

	square
	rectangle
	triangle
	circle

