



# **St. Joseph's Senior Secondary School**

**DEFENCE COLONY, KANPUR - 208 010**

**Mobile : 9140755855, 7388700555 • Phone : 0512-2450065**

**E-mail : [sjssschoool@yahoo.com](mailto:sjssschoool@yahoo.com) • Website : [www.stjosephsknp.org](http://www.stjosephsknp.org)**

**School code: 70732**

**Affiliation No.2130013**

**Date: 15.05.2024**





## Class-2

### Maths

#### Holiday home work

Write addition and multiplication tables 0-10 in Mental Maths copy . Learn for dodging test. Practise work done in the book and notebook.

**AIP** DRAW ABACUS AND SHOW THREE DIGIT NUMBERS(At least five) USING BINDIS. Write the number in words also. Do it in a plain file sheet. **Example**

|  | <table border="1"><thead><tr><th>H</th><th>T</th><th>O</th></tr></thead><tbody><tr><td>2</td><td>0</td><td>4</td></tr></tbody></table> | H | T | O | 2 | 0 | 4 | <b>Two hundred four</b>                   |
|---|--|---|---|---|---|---|---|---|
| H   | T  | O |   |   |   |   |   |   |
| 2   | 0  | 4 |   |   |   |   |   |   |
|  | <table border="1"><thead><tr><th>H</th><th>T</th><th>O</th></tr></thead><tbody><tr><td>5</td><td>3</td><td>2</td></tr></tbody></table> | H | T | O | 5 | 3 | 2 | <u>Five hundred</u><br><u>Thirty two</u>  |
| H   | T  | O |   |   |   |   |   |   |
| 5   | 3  | 2 |   |   |   |   |   |   |
|  | <table border="1"><thead><tr><th>H</th><th>T</th><th>O</th></tr></thead><tbody><tr><td>4</td><td>0</td><td>3</td></tr></tbody></table> | H | T | O | 4 | 0 | 3 | <u>Four hundred</u><br><u>Three</u>       |
| H   | T  | O |   |   |   |   |   |   |
| 4   | 0  | 3 |   |   |   |   |   |   |
|  | <table border="1"><thead><tr><th>H</th><th>T</th><th>O</th></tr></thead><tbody><tr><td>4</td><td>2</td><td>5</td></tr></tbody></table> | H | T | O | 4 | 2 | 5 | <u>Four hundred</u><br><u>Twenty five</u> |
| H   | T  | O |   |   |   |   |   |   |
| 4   | 2  | 5 |   |   |   |   |   |   |

# English

## Holiday Homework

- Noun – Paste the picture of person place, things and animals ( 5 pictures of each in art sheet .)
- Do all these work sheet in English grammar copy

**AIP** -on a file sheet write a poem on plant which we can see in Arunachal Pradesh (Like Oak bamboo and cane) and draw the picture of a plant

**Singular**

**Plural (by adding- s)**

- |     |               |   |                |
|-----|---------------|---|----------------|
| 1.  | <b>boy</b>    | - | <b>boys</b>    |
| 2.  | <b>day</b>    | - | <b>days</b>    |
| 3.  | <b>eye</b>    | - | <b>eyes</b>    |
| 4.  | <b>horse</b>  | - | <b>horses</b>  |
| 5.  | <b>window</b> | - | <b>windows</b> |
| 6.  | <b>toe</b>    | - | <b>toes</b>    |
| 7.  | <b>door</b>   | - | <b>doors</b>   |
| 8.  | <b>tie</b>    | - | <b>ties</b>    |
| 9.  | <b>friend</b> | - | <b>friends</b> |
| 10. | <b>lake</b>   | - | <b>lakes</b>   |

## Singular

## Plural (by adding -es)

- |     |          |   |            |
|-----|----------|---|------------|
| 1.  | ass      | - | asses      |
| 2.  | branch   | - | branches   |
| 3.  | brush    | - | brushes    |
| 4.  | class    | - | classes    |
| 5.  | match    | - | matches    |
| 6.  | box      | - | boxes      |
| 7.  | tomato   | - | tomatoes   |
| 8.  | bus      | - | buses      |
| 9.  | mosquito | - | mosquitoes |
| 10. | bench    | - | benches    |

## Singular

## Plural (by adding-ies)

- |     |         |   |           |
|-----|---------|---|-----------|
| 1.  | army    | - | armies    |
| 2.  | city    | - | cities    |
| 3.  | diary   | - | diaries   |
| 4.  | lady    | - | ladies    |
| 5.  | sky     | - | skies     |
| 6.  | body    | - | bodies    |
| 7.  | fly     | - | flies     |
| 8.  | pony    | - | ponies    |
| 9.  | country | - | countries |
| 10. | baby    | - | babies    |

Pick the pencil and color the balloons.

Common noun

Proper noun

apple

eye

John

bird

India

ball

California

Bill  
Gates

bell

Taj Mahal

horse

Egypt

English Cursive Handwriting  
CLASS - 2

Write small (a to z) and capital cursive Letters (A to Z) each alphabet 3 times in 4 Lines Cursive Handwriting Notebook. and 5 Pages Handwriting .

Cursive Alphabet

Trace the dotted letters and write them in the empty boxes below.

a b c d e f g h i

a b c d e f g h i

j k l m n o p q r

j k l m n o p q r

s t u v w x y z

s t u v w x y z



## Cursive Letters - Capital Case

A B C D E F G H I

A B C D E F G H I

J K L M N O P Q R

J K L M N O P Q R

S T U V W X Y Z

S T U V W X Y Z

Aa - Zz

Aa Bb Cc Dd Ee

Ff Gg Hh Ii Jj

Kk Ll Mm Nn Oo

Pp Qq Rr Ss Tt

Uu Vv Ww Xx Yy

Zz

0 1 2 3 4 5 6 7 8 9

zero one two three four five

six seven eight nine ten

eleven twelve thirteen fourteen fifteen

sixteen seventeen eighteen nineteen twenty

## विषय - हिंदी

### पुस्तिका का नाम - वल्लरी हिंदी पाठमाला 2

पाठ 1 से 5 तक का पठन पुस्तिका से करें। पृष्ठ संख्या 35 रंगों की दुनिया और आओ खेले एक खेल विद्यार्थी पुस्तिका में करें। हिंदी कक्षाकार्य कॉपी में पांच पक्षियों के चित्र चिपकाकर उनके नाम हिंदी में लिखें।

### पुस्तिका का नाम - कणिका हिंदी व्याकरण 2

प्रश्न संख्या 32 लिंग बेटा बेटी से थोबी थोबिन 1 से 10 तक, पृष्ठ संख्या 63 समान अर्थ वाले शब्द पेड़ से पक्षी 1 से 12 तक, पृष्ठ संख्या 66 गिनती हिंदी अंको व शब्दों में 1 से 10 तक, पृष्ठ संख्या 70 दिनों के नाम हिंदी व्याकरण पुस्तिका से देखकर हिंदी व्याकरण कॉपी में लिखें व याद करें।

### पुस्तिका का नाम -हिंदी सुलेख 2

पृष्ठ संख्या 2 से 15 तक सुलेख बनाकर पुस्तिका में करें।

## Hindi AIP Work

अरुणाचल प्रदेश में बहने वाली पांच नदियों के चित्र एक ड्राइंग शीट में चिपकाए और उनके नाम हिंदी में लिखें।

विद्यार्थी ड्राइंग शीट में अपना नाम कक्षा-वर्ग, रोल नंबर, लिखेंगे।

## **Holidays Homework -EVS**

**Learn Ch – 2,3,4, & 5**

### **Ch-4 :- Food for health**

**Draw 4 pictures of each**

- 1. Energy- giving food**
- 2. Body-building food**
- 3. Protective food**

### **Ch- 5 Clothes we wear**

**Paste the pictures of any 5 people who wear uniform and name them.**

**Paste 3 pictures of each**

- 1. Summer clothes**
- 2. Winter clothes**
- 3. Monsoon clothes**

**Do this work in your classwork copy.**

### **AIP**

**Name the different plants found in Arunachal Pradesh with its picture and write their uses in a ruled file sheet. ( At least 5 pictures)**

**(In a file sheet write your name, class, sec., roll no also)**

# Computer

Paste pictures of any seven places where computers are used and name them. Do this in Computer notebook.