

HOLIDAY HOMEWORK

📖 Session: 2025–26 📖

🎒 Class: LKG 🎒



Student Details:

Name: _____

Roll Number: _____

Section: _____


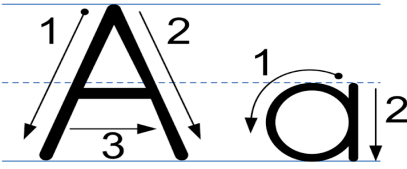
Teacher's Name: _____

Summer Holiday Homework

Class-LKG

Day 1

- - English: Trace letter A and patterns (standing & sleeping lines).



Tracing practice lines for the letter A and a. The first row shows uppercase A on standing lines, followed by two rows of dashed A for tracing. The second row shows lowercase a on sleeping lines, followed by two rows of dashed a for tracing.

- - Maths: Write numbers 1-3.

Tracing the numbers

1-3

1 1 1 1 1 1 1 1

2 2 2 2 2

3 3 3 3 3

- Hindi: Trace स्वर अ, आ.

अ



अनार



अदरक





अमरुद

अ अ अ अ अ अ अ

अ अ अ अ अ अ अ

अ अ अ अ अ अ अ



आ



आम



आग

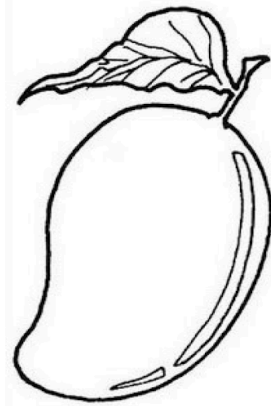
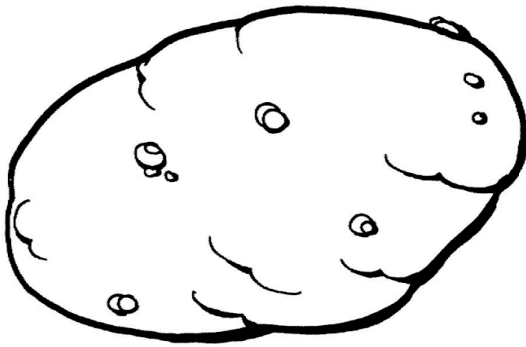


आलू


आ आ आ आ आ आ

आ आ आ आ आ आ

आ आ आ आ आ आ





- - EVS: Paste a picture of yourself

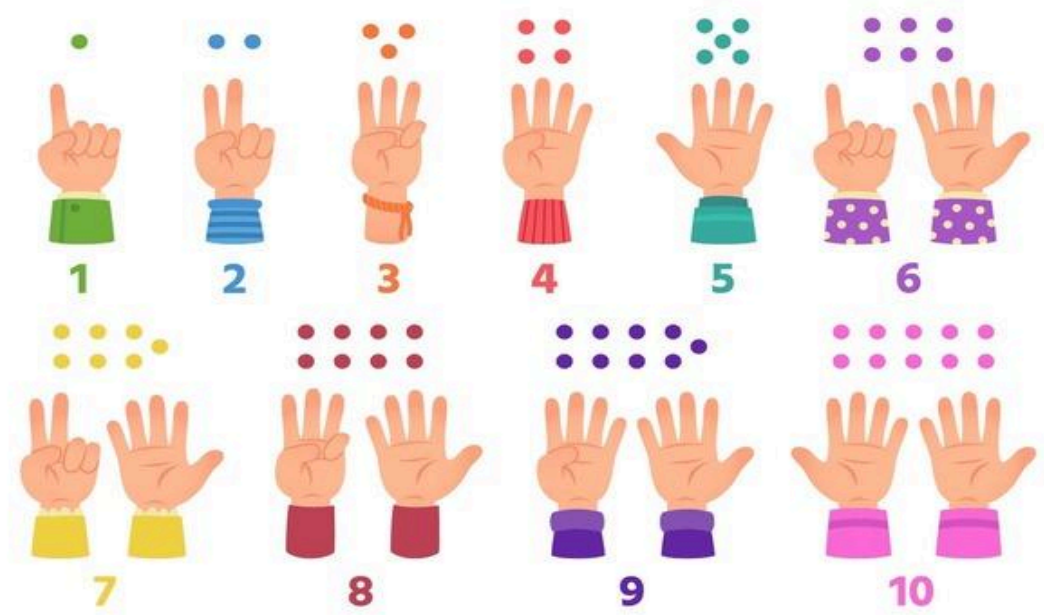


Day 2



- - English: Colour the letter A and a with pictures.



- - Maths: Count 1 to 10 using fingers.






- - Hindi: colour the picture and write the swar.

	<hr/>
	<hr/>

- - Rhymes: Recite 'Here are my fingers'.

Day 3

- English: Trace letter B, practice phonics sound /b/.




Ball butterfly

Bb Bb Bb Bb Bb

Bb Bb Bb Bb Bb

Bb Bb Bb Bb Bb

Bb Bb Bb Bb Bb



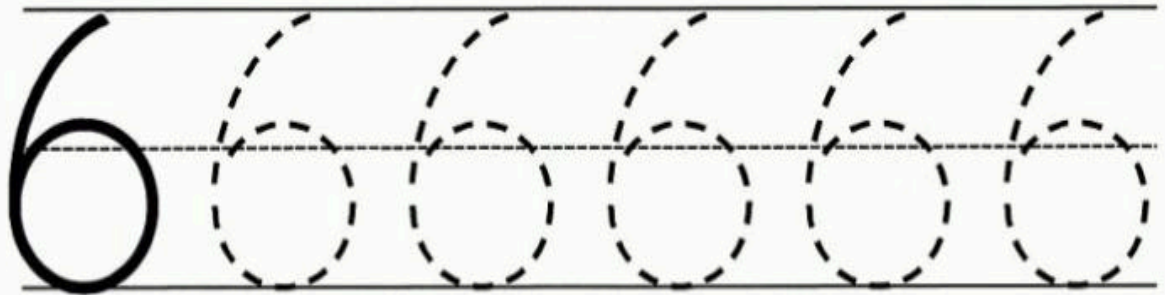
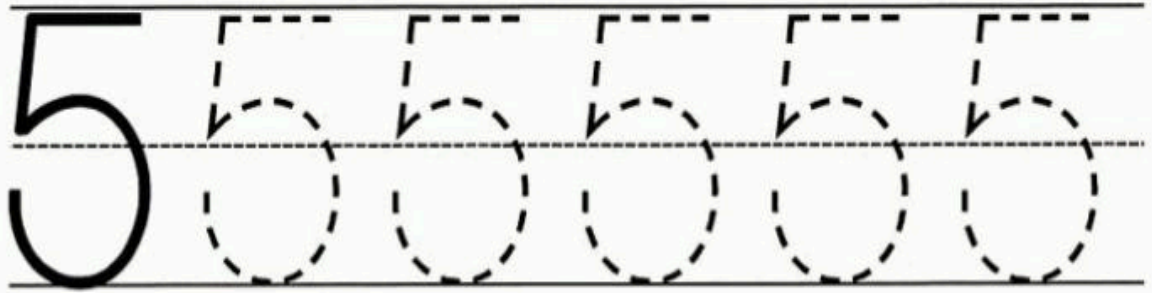
LUCAS

Bb Bb Bb

My name is

Grade.....

- Maths: Write numbers 4–6.



ZiggityZoom.com

- - Hindi: Trace स्वर इ, ई.


इ - (I)

I as in India



इमली
Imalī
(Tamarind)

Steps to write the letter "इ"



इ	इ	इ	इ	इ	इ	इ
इ	इ	इ	इ	इ	इ	इ


ई - (EE)

EE as in seen



ईख
Eekh
(Sugarcane)

Steps to write the letter "ई"



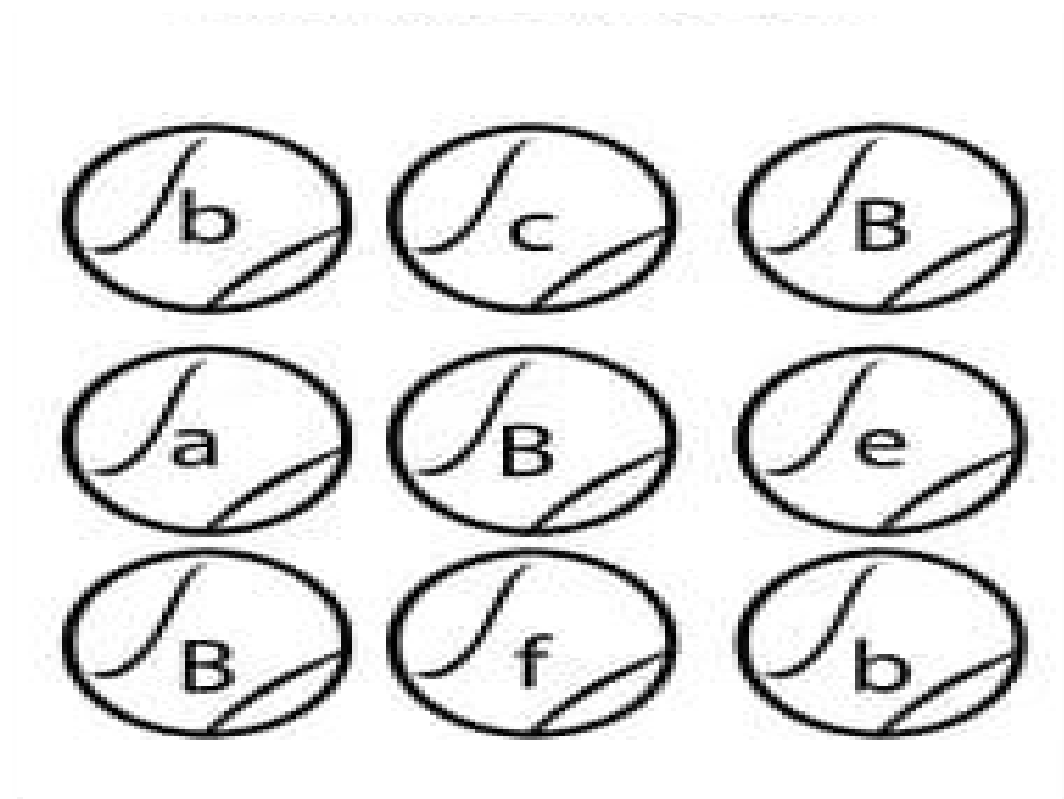
ई	ई	ई	ई	ई	ई	ई
ई	ई	ई	ई	ई	ई	ई

- - EVS: Paste the photo of 3 family members and label it

--	--	--

Day 4

- - English: Colour the letter B/b with an object.

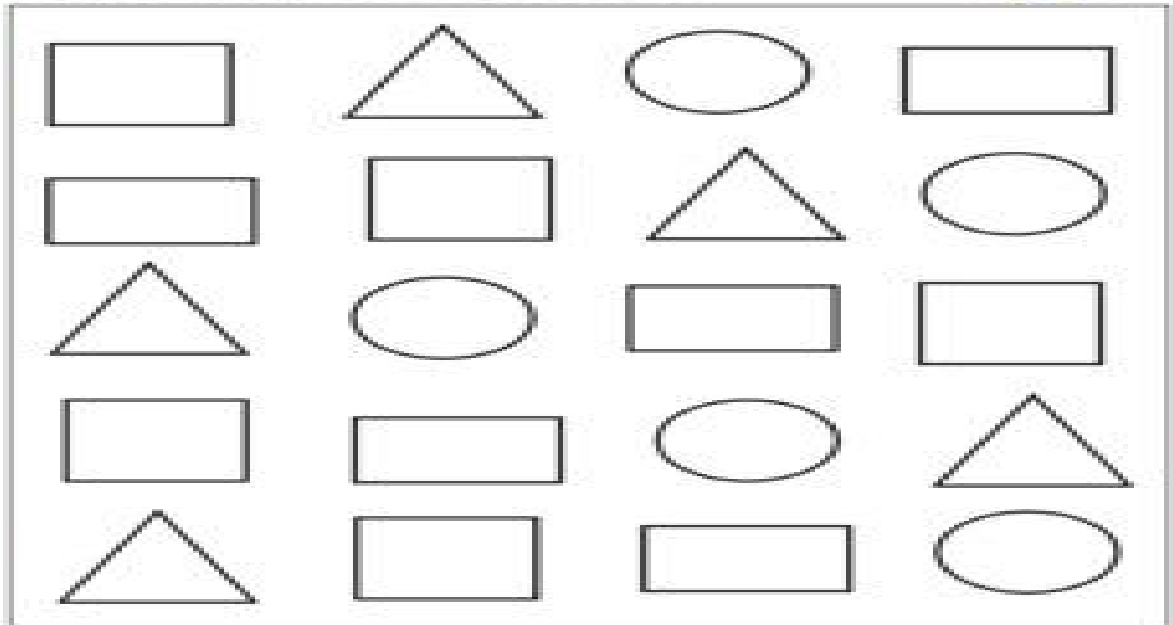


- - Maths: Identify shapes and colour it– circle, square, triangle and rectangle


Name _____

Shapes

Color all the Circles RED, Rectangle YELLOW, Square BLUE, and Triangle GREEN.



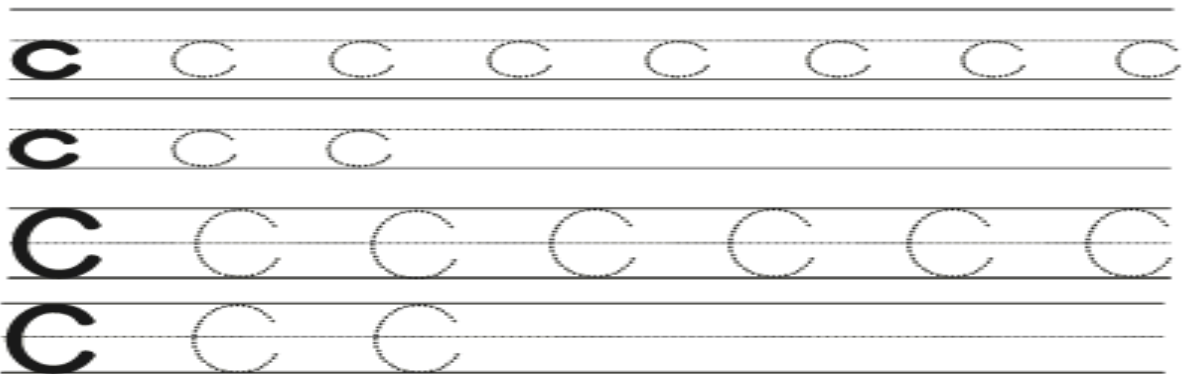
- - Hindi: colour the picture रंग, रंग



- - Rhymes: 'Finger family' song.

Day 5

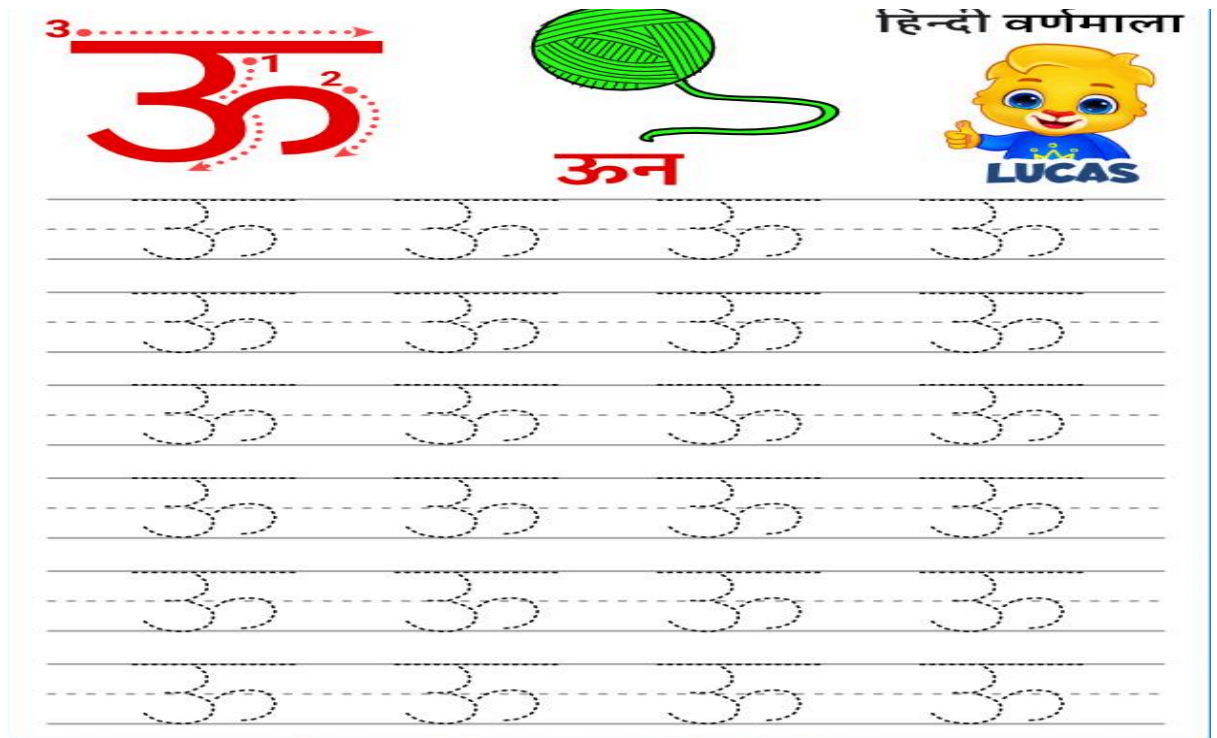
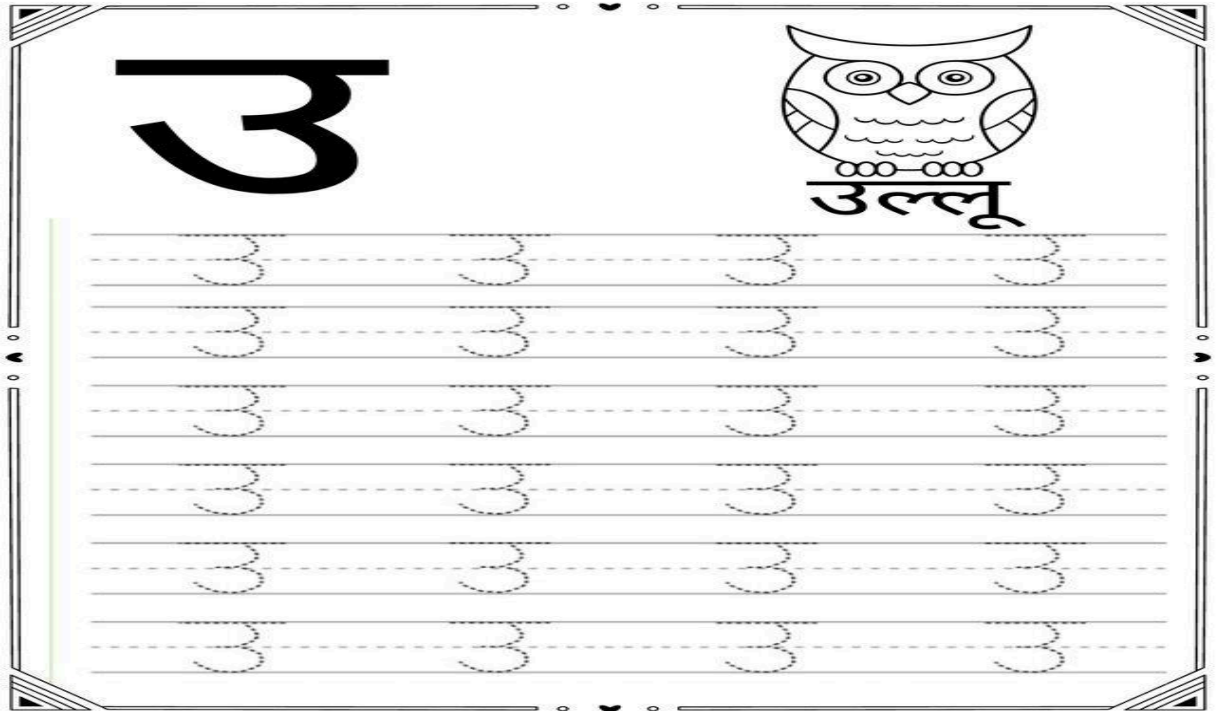
- - English: Trace letter C.



- - Maths: Write 7-10.



- - Hindi: Trace ३, ५.



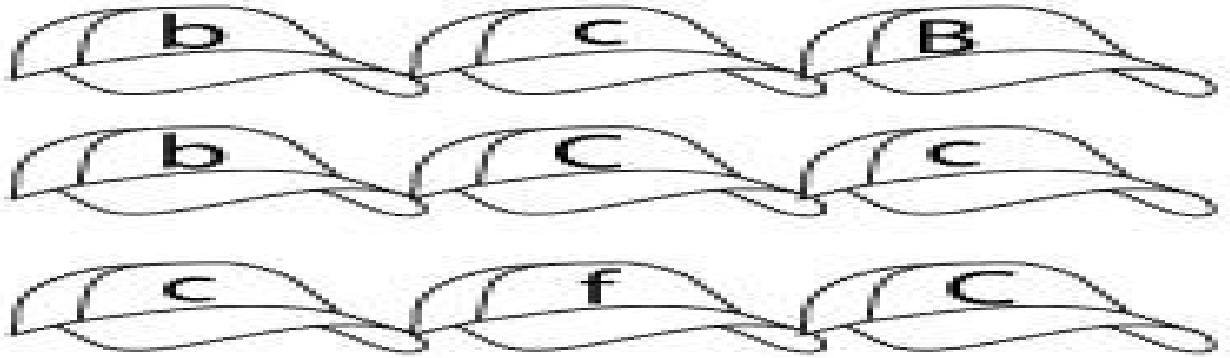
- - EVS: Talk about your family.

Day 6

- - English: Colour the letter C and c with pictures.

ALPHABET


Colour the Caps with "C" or "c"



- - Maths: Colour the tallest picture

Tall and Short

Color the tallest picture in each group.



- - Hindi: Match स्वर अ से ऊ तक

सही वर्ण को चित्र से मिलाओ




इ
उ
अ
आ
ई
ऊ

- - Rhymes: 'चंदा मामा'.


Day 7

- - English: Trace letter D.

Trace and write the letter D.



- - Maths: Days of the week (color Sunday & Saturday).



- - Hindi: revision अ से ई तक


अ अ अ अ

आ आ आ आ

इ इ इ इ


ई ई ई ई

- - EVS: Colour the picture



Day 8

- - English: colour letter D and d picture



- - Maths: Count 1 to 20 aloud.
- - Hindi: सही स्वर पर गोला लगाये

सही स्वर पर गोला लगायें



आ इ ऐ ऊ



ऐ उ अ ई



उ आ ऊ ए



ऐ इ उ ऊ



ई आ उ ए



ऊ ऐ अ ऊ


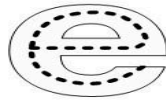
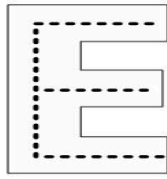


ऊ उ ई इ

- - Rhymes: 'Stand up and turn around'.

Day 9

- - English: Trace letter E.



© www.shiningbrains.com

- - EVS: learn 5 vegetables name

Day 10

- - English : matching letters with pictures

MATCHING LETTERS TO PICTURES

Match the letters to the pictures starting with the same letter


A

D

C

E

B



- - Maths: learn 1 to 20 counting
- - Rhymes: 'Clean up'.


Day 11

- - English: Revise A–E (match capital and small).

Match the baby chicks (lowercase letters) with their mother hens (uppercase letters)













- Maths: Colour the biggest and circle the smallest object.



Day 12










- - English: Phonics revision A to E sounds.
- - Maths: Write numbers 1 to 10.

	1	1	1	1	1
	2	2	2	2	2
	3	3	3	3	3
	4	4	4	4	4
	5	5	5	5	5
	6	6	6	6	6
	7	7	7	7	7
	8	8	8	8	8
	9	9	9	9	9
	10	10	10	10	10

- - Rhymes: 'प्यारी कोयल'.

Day 13

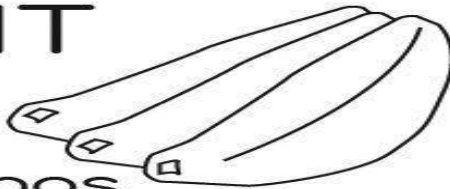
- - Maths: Count the images and write the number.

		
<input type="text"/>	<input type="text"/>	<input type="text"/>
		
<input type="text"/>	<input type="text"/>	<input type="text"/>
		
<input type="text"/>	<input type="text"/>	<input type="text"/>

- - Hindi: Oral स्वर अ-आः.
- - EVS: colour the fruits

FRUIT

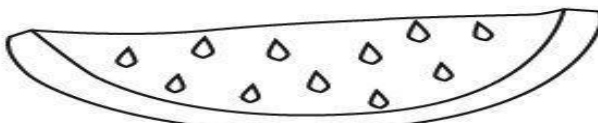
bananas



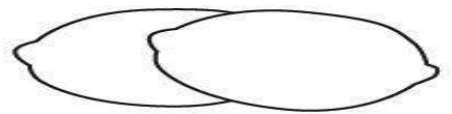
plums



watermelon



lemons




cherries




apples



oranges



pineapple


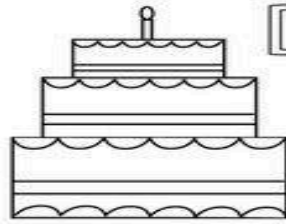


Day 14

- - English: Picture reading – A-E sound words.
- - Maths: Learn months of the year (circle birthday month).

Circle your birthday month.

January February
March April May
June July August
September
October
November
December



My Birthday is:

twistynoodle.com

- - Hindi: Match pictures with स्वर.

चित्र पहचानें और स्वर से मिलायें ।



आ

ओ

ऐ

अं

उ

ऊ

ऋ

अ

ई

औ

इ

ए




1



- - Rhymes: 'छट्टी का घंटा'.

Day 15

- - English: Trace patterns (slanting lines, curves).



- - Maths: Trace number patterns.




Number Patterns Worksheet

Name _____

Trace the numbers. Look at the patterns below and write the number that comes last in each box.

1 2 1 2 1 2	
1 2 3 1 2	
1 2 3 4 1 2	
2 3 4 2 3	
3 4 5 3 4 5	

- - EVS: Family tree activity.



Day 16

- - Maths: Count and match numbers with pictures.

	<div>3</div> <div>4</div> <div>5</div>		<div>6</div> <div>7</div> <div>8</div>
	<div>4</div> <div>5</div> <div>6</div>		<div>7</div> <div>8</div> <div>9</div>
	<div>5</div> <div>6</div> <div>7</div>		<div>8</div> <div>9</div> <div>10</div>

Academvworksheets.com


- - Hindi: Oral quiz on स्वर.
- - Rhymes: All Hindi rhymes revision.

Day 17

- - English: Write A to E without help.

Aa	<hr/> <hr/> <hr/>
Bb	<hr/> <hr/> <hr/>
Cc	<hr/> <hr/> <hr/>
Dd	<hr/> <hr/> <hr/>
Ee	<hr/> <hr/> <hr/>

- - Maths: Write numbers 1-10 without help.

1 to 10	
1	<hr/> <hr/> <hr/>
2	<hr/> <hr/> <hr/>
3	<hr/> <hr/> <hr/>
4	<hr/> <hr/> <hr/>
5	<hr/> <hr/> <hr/>
6	<hr/> <hr/> <hr/>
7	<hr/> <hr/> <hr/>
8	<hr/> <hr/> <hr/>
9	<hr/> <hr/> <hr/>
10	<hr/> <hr/> <hr/>

TeachPrints.com

- - EVS: Oral – My name, age, school.

Day 18

- English: colour the object Aa to Ee

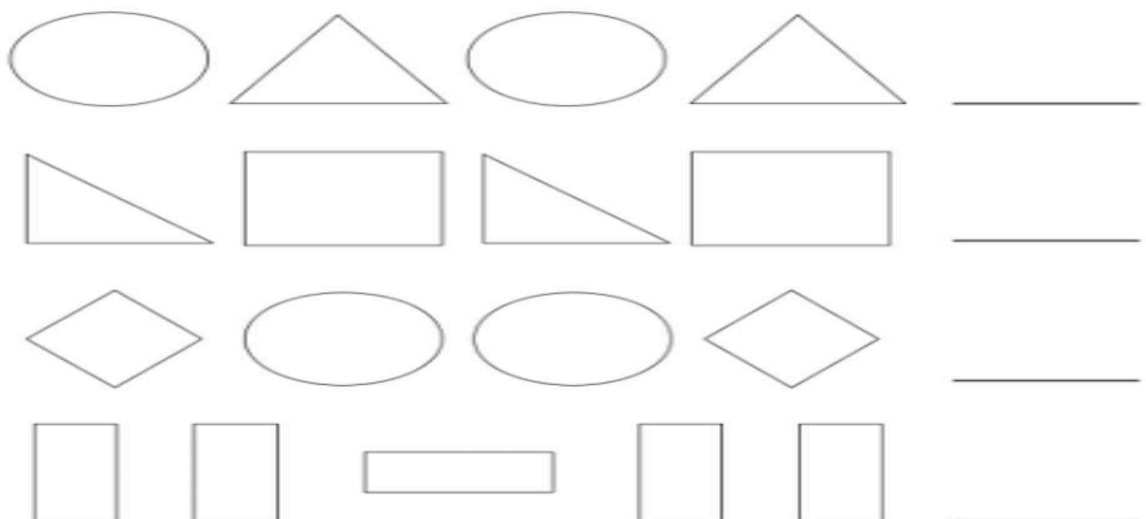


- Rhymes: English rhymes revision.

Day 19

- English: learn A to Z with pictures
- Maths: Worksheet – missing shapes.

Draw the Missing Shapes



- - EVS: Oral revision of topics.

Day 20

- - Fun Day!
- - Oral recap of all subjects.
- - Show all work to parents.
- - Star/sticker reward for completing holiday work.