



SUMMER HOLIDAY HOMEWORK

School: ST. MARY'S CONVENT HIGH SCHOOL



School



Class: 3



Session: 2026-2027





SUPW :-
**Make a flower bouquet
and a handmade card**

**Note :- For card
making you can make
flowers from any kind
of paper.
Let's be creative**

ST. MARY'S CONVENT HIGH SCHOOL
HOLIDAY HOMEWORK (2026-27)
ENGLISH LANGUAGE

Selfie Time Activity



“Act and Click” ☆

Act out your favorite verb and paste a photo or draw yourself doing it.



ADJECTIVES

FIND THE OPPOSITES OF THE ADJECTIVES.



FAT



HAPPY



HOT



WET



LIGHT



SHORT



RICH



DIRTY



SMALL



EXPENSIVE



STRONG



DIFFICULT



FAST



TALL



LAZY

U	B	L	Y	F	C	R	O	P	S	W	E	A	K
P	O	F	U	L	L	I	T	E	D	O	Z	E	L
I	S	W	E	A	E	B	M	T	R	A	D	G	F
S	L	O	W	I	A	U	C	H	K	N	H	I	W
G	A	Q	U	E	N	S	D	I	V	O	A	N	E
L	Z	B	I	G	E	L	O	N	G	Y	R	C	H
R	E	S	A	N	D	W	A	I	C	P	D	F	Y
Y	A	H	E	A	V	Y	R	M	S	L	W	E	P
N	S	B	A	L	O	O	K	N	H	D	O	T	O
T	Y	N	C	H	E	A	P	O	D	E	R	N	O
U	P	D	V	N	S	U	T	I	R	E	K	D	R
H	A	R	G	E	A	F	P	S	Y	G	I	T	E
O	L	C	O	L	D	S	W	I	Z	H	N	A	Q
S	H	O	R	T	U	W	I	N	E	W	G	R	S



OLD



EMPTY

WORD SEARCH: COMPARITIVE ADJECTIVES

Find the comparative degree of the given adjectives in the grid.



F	K	T	C	T	V	D	H	P	C	V	S
U	F	Z	K	A	M	V	A	P	O	K	H
Q	Z	U	X	L	C	H	P	C	L	P	D
Z	A	Z	D	L	W	C	P	U	D	A	V
F	A	S	T	E	R	Q	I	T	E	K	B
I	A	U	L	R	H	D	E	E	R	J	N
N	A	R	Q	J	P	U	R	R	K	B	I
I	O	R	F	T	B	I	G	G	E	R	H

tall

fast

cute

big

happy

cold



Name _____

date _____



Worksheets on Articles



_____ sun sets in _____ west.

She is reading _____ book at _____ library.

He is wearing _____ black hat.

I saw _____ interesting movie last night.

_____ dog barks loudly every morning.

She is holding _____ red balloon.

I bought _____ new phone yesterday.

_____ moon is visible in _____ night sky.

He is playing _____ guitar in _____ park.

She has _____ old car.

He found _____ five-dollar bill on _____ street.

I need _____ umbrella because it's raining.

_____ tiger is _____ wild animal.

She received _____ letter from _____ friend.

He is wearing _____ pair of glasses.

_____ restaurant serves delicious food.

I have _____ cat and _____ dog as pets.

_____ bird is chirping outside _____ window.

She is drinking _____ cup of tea.

_____ museum exhibits ancient artifacts.

Nouns

A *noun* names a person, place, or thing.

Directions: Look for the underlined noun in each sentence. Tell if the noun is a person, place, or thing.

1. The store is open on Sunday.

place

2. The car was in front of the house.

3. She was going to catch the ball.

4. I could not see the boy.

5. Chips are my favorite snack.

6. I got two books from the library.

7. My teacher is very nice to the class.

8. We saw the last leaf fall.

9. He left his bag at the school.

10. The doctor gave me a sucker.



Creative Worksheet: "The Brook"

Inspired by the poem by Lucy Diamond

1. Vocabulary Recall

In the poem, the brook is described as *merry rippling*. Find two other words from the poem that describe the brook's journey or its song.

.....
.....

2. Imagination & Drawing

The poet says, "And if I had a tiny boat, A-sailing I would go."

In the box below, design your own "Tiny Boat" that could sail with the brook on its journey to the "river up and slow."
List the materials you would use to build it.
(Leaves, twigs, paper?)



3. Nature Observation (Outdoor Activity)


Go outside and find a source of water (a puddle, a garden hose, or a nearby stream). Listen closely.

Does it make a "happy song"? Describe the sound using **Onomatopoeia** (sound words like splash, gurgle, plop, or tinkle).



4. The Poet's Corner

Lucy Diamond wrote about the things the brook "tells" her while she lies on the grass. Imagine you were the brook. What story would you tell to a child sitting by your bank?



ST. MARY'S CONVENT HIGH SCHOOL

Subject: English Literature

Holiday Homework

The Great Escape: Craft & Learning Worksheet

Part 1: Word Adventures

Match each word from the story to its correct meaning:



Cyclone

Courage

Ditch

Wizard

Part 2: Craft Activity - The Scarecrow's New Brain

The Scarecrow wants a brain so he can think. Let's make a 'Thinking Mask'!

Materials: Paper plate, yellow yarn (for straw), brown markers, and glue.

Instructions:

- Draw a friendly Scarecrow face on the paper plate.
- Glue bits of yellow yarn or shredded paper around the top for hair.
- Wear your mask and share one 'smart idea' with your class!



Part 3: Craft Activity - The Badge of Courage

The Cowardly Lion was brave even when he was scared. Let's make a Badge of Courage!

Materials: Yellow cardboard/paper, ribbon (red or blue), markers.

Instructions:

- Cut a circle out of the yellow paper.
- Write the word 'COURAGE' in big, bold letters in the middle.
- Tape two strips of ribbon to the bottom so it looks like a medal.
- Pin it on your shirt to remind yourself to be brave today!



Part 4: Think and Write

Which character from the story do you like most? Why?

GRADE 3

THE GREAT JUNGLE MYSTERY

CREATIVE DICTATION & WORD POWER WORKSHEET

ST. MARY'S CONVENT HIGH SCHOOL

SUBJECT: DICTATION

Name: _____ Class: _____ Date: _____



PART 1: THE 'LISTENING EARS' DICTATION

Listen to the 'LISTENING EARS' Dictation of a short story and write down the words you hear. First, listen as a clever monkey tells a short story. Listen carefully, students, to each word.

The shaggy lion sat under a giant tree. He was
searching for his missing golden crown. Suddenly,
a clever monkey swung down to whisper a secret.
They decided to explore the deep cave together.





PART 2: VOCABULARY SPOTLIGHT

PART 2: VOCABULARY SPOTLIGHT



SHAGGY (covered with long, messy hair or fur)



GIANT (very large)



CLEVER (smart)

WHISPER (speak softly)



EXPLORE (travel to a new place)

PART 3: DICTIONARY DETECTIVE ACTIVITY



1. Find the guide words for 'EXPLORE'. _____
2. Arrange words like 'LION', 'LEAF', 'LEOPARD' in alphabetical order. _____
3. Find 'CROWN' in a dictionary and write its part of speech and a sample sentence. _____

PART 4: THE CREATIVE PROJECT

Build a Word Explorer's model (as given in the image near Part 4), illustrating three of the vocabulary words.




HOLIDAY HOMEWORK

MATHEMATICS

(2026-2027)

CLASS - 3

 GAME 1: MATH BINGO.

 SOLVE AND TICK (✓) THE CORRECT ANSWERS IN THE GRID:

3579	6678	7531
5001	4321	5790
72	75	4680

QUESTIONS:

$$2345 + 1234 = \underline{\hspace{2cm}}$$

$$4567 + 2111 = \underline{\hspace{2cm}}$$

$$3210 + 4321 = \underline{\hspace{2cm}}$$

$$8000 - 2999 = \underline{\hspace{2cm}}$$

$$6000 - 1679 = \underline{\hspace{2cm}}$$

$$3000 + 2790 = \underline{\hspace{2cm}}$$

$24 \times 3 = \underline{\quad}$

$15 \times 5 = \underline{\quad}$

$2340 + 2340 = \underline{\quad}$

 COMPLETE A ROW/COLUMN = BINGO!

 GAME 2: MATH RACE

 SOLVE QUICKLY:

$3456 + 4321 = \underline{\quad}$

$9000 - 5678 = \underline{\quad}$

$25 \times 4 = \underline{\quad}$

$6789 + 1111 = \underline{\quad}$

$7000 - 3456 = \underline{\quad}$

 FINISH IN 5 MINUTES → MATH CHAMPION!

 GAME 3: FIND THE MISTAKE

 CORRECT THE WRONG ANSWERS:

$2345 + 1234 = 3469 \times \rightarrow \underline{\quad}$

$8000 - 2999 = 6001 \times \rightarrow \underline{\quad}$


$$8000 - 4567 = \underline{\hspace{2cm}}$$

$$32 \times 2 = \underline{\hspace{2cm}}$$


$$6789 + 1000 = \underline{\hspace{2cm}}$$


$$6000 - 2345 = \underline{\hspace{2cm}}$$

 SOLVE CORRECTLY → YOU WIN!

 GAME 7: COLOR THE CODE

 SOLVE AND FOLLOW:

EVEN ANSWERS → COLOR BLUE 

ODD ANSWERS → COLOR RED 

$$2345 + 1234 = \underline{\hspace{2cm}}$$

$$3456 + 1111 = \underline{\hspace{2cm}}$$

$$25 \times 2 = \underline{\hspace{2cm}}$$

$$7000 - 3456 = \underline{\hspace{2cm}}$$

 FINAL CHALLENGE: MATH MIX

SOLVE:

$$(20 \times 3) + (5000 - 2345) = \underline{\hspace{2cm}}$$

Homework: Fill in the missing number. Use the given example as reference.



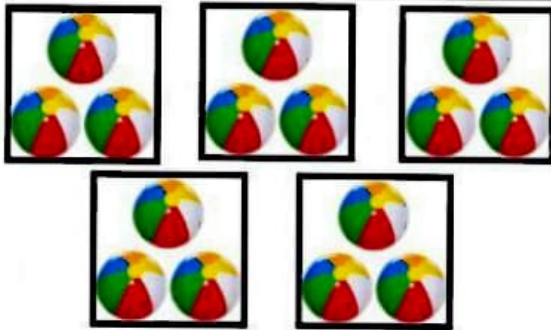
$$6 + 6 + 6 = 18$$

$$3 \times 6 = 18$$



$$_ + _ + _ + _ = _$$

$$_ \times _ = _$$




$$_ + _ + _ + _ + _ = _$$

$$_ \times _ = _$$



$$_ + _ + _ = _$$


$$_ \times _ = _$$



$$_ + _ + _ + _$$

$$+ _ + _ = _$$

$$_ \times _ = _$$



$$_ + _ + _ = _$$

$$_ \times _ = _$$

ST. MARY'S CONVENT HIGH SCHOOL

HINDI

ग्रीष्मकालीन अवकाश कार्य सत्र 2026-27

NAME- _____

CLASS - III__

पाठ्यपुस्तक पल्लव से -

- ❖ पाठ 'एक और एक ग्यारह' पढ़ने का अभ्यास कीजिए एवं श्रुतलेख द्वारा कठिन शब्दों को रजिस्टर में लिखिए और प्रश्नोत्तर याद कीजिए।
- ❖ कक्षा में पढ़ाया गया समस्त कार्य याद कीजिए तथा लिखने का अभ्यास रजिस्टर में कीजिए।
- ❖ 'गिलहरी' कविता याद कीजिए।

हिन्दी व्याकरण पुस्तक से

- ❖ व्याकरण पुस्तक से वचन, पर्यायवाची शब्द (1से 10) एवं अनेक शब्दों के लिए एक शब्द (1से 15) याद कीजिए तथा श्रुतलेख द्वारा रजिस्टर में लिखने का अभ्यास कीजिए।
- ❖ पेज न. 67 से पत्र लेखन के नियम पढ़कर समझिए।

हिन्दी सुलेख रचना पुस्तक में पेज न. 15 तक कार्य सुंदर लेखन में लिखकर पूरा कीजिए।

- ❖ नैतिक शिक्षा (Moral values) से संबंधित हिन्दी कहानियों की पुस्तकें पढ़िए।
- ❖ यदि आप कहीं घूमने जाएँगे तो उसका वर्णन रजिस्टर में लिखिएगा और कक्षा में सुनाइएगा।
- ❖ प्रतिदिन हिन्दी समाचार पत्र पढ़िए तथा पाँच - पाँच शब्द रजिस्टर में लिखिए।
- ❖ अपना तथा अपने परिवार के सभी सदस्यों के नाम हिन्दी में लिखने का अभ्यास कीजिए।

SOCIAL STUDIES

HOLIDAY HOMEWORK

Dear Students,
Get ready to explore our amazing planet through a fun and creative activity!

 House-wise Group Division:
Group 1: Topaz & Ruby
Group 2: Emerald & Sapphire

(RUBY and TOPAZ):
Option 1: Chart Making

- Create a beautiful and attractive chart of the Earth.
- Draw the Earth in the center
- Clearly highlight and label its important features (continents, oceans, etc.)
- Make it colourful and informative

(EMERALD and SAPPHIRE)
Option 2: 3D Model Making

- Prepare a 3D model of the Earth using suitable materials.
- Ensure neatness and creativity
- Label the important features clearly

GENERAL INSTRUCTIONS:

- Work should be neat, clean, and well-presented
- Use creative ideas and proper colouring
- Write your name, class, section, and house clearly
- Avoid copying – original work will be appreciated
- Submit your work on time

Let your creativity shine and make learning fun! ✨

Best Wishes,
SMC

Dear Students,

You have to prepare a **Science Holiday Homework Chart** on the topic **“Stay Fit – Stay Healthy.”**

Instructions:

1. Use a chart paper of any light colour.
2. Write the title neatly and decorate it beautifully.
3. Divide the chart into 4 sections:
 - o Exercise
 - o Healthy Food
 - o Cleanliness
 - o Good Sleep
4. Draw or paste related pictures in each section.
5. Write 1–2 lines about each topic.
6. Add a health slogan at the bottom of the chart.
7. Keep your work neat, colourful, and creative.

 Submit your chart after the holidays.

OR

Make a chart on **Swachh Bharat Abhiyan**.

Use your creativity to make the chart attractive with drawings, slogans, and messages related to cleanliness.

 Submit your chart after the holidays.

☀️ GK Holiday Homework – Class 3 ☀️

Dear Students and Parents,

Summer holidays are a wonderful time to learn creatively and enjoyfully. 😊
For your *GK Holiday Homework*, students have to prepare **ANY ONE** of the following activities neatly and creatively on a *colourful chart paper*.

📌 General Instructions:

- ✓ Use a colourful chart paper of any light or bright colour.
- ✓ Write the title neatly and decorate it beautifully.
- ✓ Use sketches, crayons, borders, stickers, glitter, or coloured sheets to make your chart attractive.
- ✓ Students may draw or paste pictures related to the topic.
- ✓ Use neat and clear handwriting.
- ✓ The work should be done neatly by the students themselves with little guidance from parents.

☀️ OPTION 1 – SUPERHERO OF INDIA

Choose any *5 famous Indian personalities* such as freedom fighters, scientists, sports persons, leaders, or social workers.

Examples:

- Mahatma Gandhi
- A.P.J. Abdul Kalam
- Rani Lakshmi Bai
- Sachin Tendulkar
- Kalpana Chawla

📌 What to do on the chart:

- ✓ Paste or draw pictures of the personalities.
- ✓ Write their names neatly.
- ✓ Write 3–4 lines about each person.
- ✓ Mention why they are called heroes of India.
- ✓ Decorate the chart with tricolour designs, stars, or creative headings.

🌿 OPTION 2 – NATURE HUNT 🌿

Explore nature around your home or park.

 **What to include on the chart:**

- ✓ Paste or draw:
 - 5 different leaves
 - 5 flowers
 - 5 seeds or grains

- ✓ Write their names below each item.
- ✓ Mention one use or feature of each.
- ✓ Write 5 lines on "Why Nature is Important".
- ✓ Decorate with leaf prints, flowers, and nature drawings.

OPTION 3 – SPACE EXPLORER

Prepare a creative chart on *Space and the Solar System*.

 **What to include on the chart:**

- ✓ Draw or paste the Sun and the 8 planets.
- ✓ Label all planets correctly.
- ✓ Write 1 interesting fact about each planet.
- ✓ Mention:
 - The hottest planet
 - The largest planet
 - The Red Planet

- ✓ Decorate with stars, rockets, astronauts, and glitter for a space effect.

OPTION 4 – MY AMAZING WORLD

Collect information about any *5 famous places* in the world.

Examples:

- Taj Mahal
- Eiffel Tower
- Great Wall of China
- Pyramids of Egypt
- Statue of Liberty

 **What to include on the chart:**

- ✓ Paste or draw pictures of the places.
- ✓ Write the name of the place and country.
- ✓ Write one interesting fact about each place.

- ✓ Decorate with flags, maps, or travel symbols.

 **Make your chart colourful, creative, and informative.**

Happy Holidays and Happy Learning! 😊

ST. MARY'S
CONVENT HIGH SCHOOL

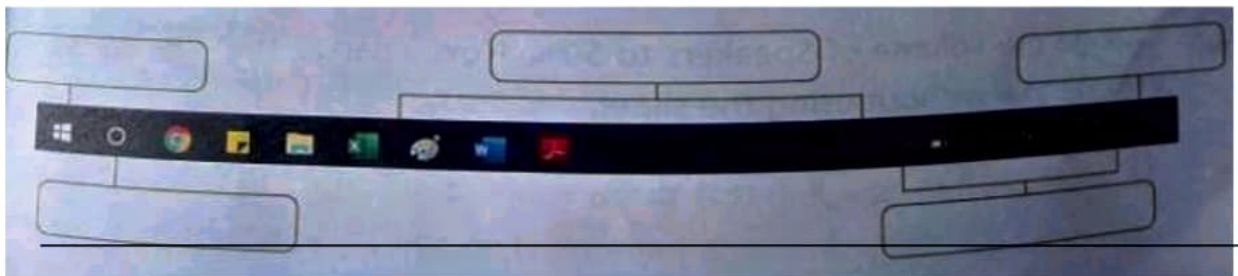
THANK
YOU!

ST. MARY'S CONVENT HIGH SCHOOL
COMPUTER
HOLIDAY HOMEWORK
CLASS 3

I Fill in the blanks.

1. _____ is the shortcut key to shut down a computer.
2. _____ is an image that appears in the background of the desktop.
3. _____ is the long horizontal bar present at the bottom of the desktop.
4. In Windows 10, _____ is a voice controlled digital assistance.
5. The tiny labeled present on the desktop is known as _____.
6. _____ is the default web browser in Windows 10.
7. _____ bar is present next to the start button.
8. The area next to the quick launcher is _____.
9. Sleep mode is also known as _____ and _____ mode.
10. _____ is also known as Peek Button.

II. Identify and label the parts of Windows 10 Taskbar.



III. State True or False.

1. Show Desktop button is also known as safe mode _____.
2. Calendar and clock are present on the Taskbar Notification area _____.
3. GUI stands for Graphical User Interval _____.
4. Taskbar is located at the top of the desktop by default _____.
5. Desktop is popularly known as wallpaper _____.

IV. Answer in one word or a sentence.

1. Apart from windows, give an example of operating system.

2. Which part of the taskbar shows the icon of the open programs?

3. Name the power saving mode which is meant for laptops.

4. Name the feature that lets a user, work on multiple desktops.

5. What is the full form of GUI?

6. Give 2 examples of operating system.

NOTE: Learn Chapter 2 from Book and Notebook.