

ST. MARY'S CONVENT HIGH SCHOOL
CLASS 6 HOLIDAY HOMEWORK

English Literature Holiday Homework

- Read the chapter 'Meeting Cezanne' carefully. Underline the difficult words and learn them.
- Imagine you met Cezanne, write a short conversation (8 – 10 lines) between you and Cezanne in your revision register.

English Language Holiday Homework

1. VOCABULARY BUILDER-

Take a jar or a box and fill it with 40 vocabulary words (given below) written on chits.

Everyday-

- a. Pick one word
- b. Learn its meaning
- c. Use it in one sentence
- d. At the end, paste all the words in the art-sheets under the heading –
“My Powerful Word Collection”.

<ol style="list-style-type: none">1. Happy - Ecstatic2. Sad - Miserable3. Angry - Furious4. Big - Massive5. Meticulous – Very careful & precise6. Ambitious – Having a strong desire to succeed7. Beautiful - Gorgeous8. Important - Crucial9. Funny - Hilarious10. Vivid – Very clear and detailed11. Radiant – Bright and glowing12. Brave - Courageous13. Scared - Terrified14. Calm - Serene15. Fast - Rapid16. Slow - Sluggish17. Strong - Powerful18. Weak - Fragile19. Tired - Exhausted20. Hungry - Starving	<ol style="list-style-type: none">21. Clean - Spotless22. Dirty - Filthy23. Easy - Effortless24. Hard - Challenging25. Clever - Brilliant26. Lazy - Idle27. Noisy - Deafening28. Quiet - Silent29. Friendly - Affectionate30. Mean - Cruel31. Conceal – To hide something32. Old - Ancient33. New - Brand-new34. Hungry - Starving35. Dangerous - Hazardous36. Safe - Secure37. Honest - Sincere38. Famous - Renowned39. Lucky - Fortunate40. Strange – Bizarre
-------------------------------------------------------------------------------------------------------------------------------------------------------------------------------------------------------------------------------------------------------------------------------------------------------------------------------------------------------------------------------------------------------------------------------------------------------------------------------------------------------------------------------------------------------------------------------------------------------------------------------------------------------------------------------------------------------------------	----------------------------------------------------------------------------------------------------------------------------------------------------------------------------------------------------------------------------------------------------------------------------------------------------------------------------------------------------------------------------------------------------------------------------------------------------------------------------------------------------------------------------------------------------------------------------------------------------------------------------------------------------------

2. REFINED DAILY LIFE PHRASES -

Learn the meanings and use each phrase in a sentence.

Activity- Choose any FIVE phrases and illustrate them creatively through drawings, comic strips, or real -life examples.

1. Break the ice - Start a friendly conversation
2. Hit the nail on the head - Say something exactly right
3. Once in a blue moon - Very rarely
4. Under the weather - Feeling unwell
5. Spill the beans - Reveal a secret
6. A blessing in disguise - Something good hidden in a bad situation
7. Call it a day - Stop working for the day
8. Beat around the bush - Avoid saying something directly
9. Cost an arm and a leg - Very expensive
10. The ball is in your court - It is your turn to decide
11. Burn the midnight oil - Study or work late at night
12. Bite off more than you can chew - Take on too much work
13. Pull someone's leg - Tease or joke with someone
14. Piece of cake – Very easy
15. On cloud nine – Very happy
16. Actions speak louder than words – What people do matters more than what they say
17. A penny for your thoughts – Asking what someone is thinking
18. Cry over spilled milk – Be upset about something already done
19. The early bird catches the worm – People who start early get success
20. In hot water – In trouble

3. READING ADVENTURE-

Read any English storybook , comic, or children's novel for 20-25 minutes daily.

After reading, write :

- a. Name of the book
- b. Favourite character
- c. Moral or lesson learned
- d. 5 new words discovered

4. ENGLISH SPEAKING CHALLENGE –

Speak in English for at least 15-20 minutes daily with family or friends.

Task: Maintain a small record speaking practice record with date and signature of your parents.

Computer Holiday Homework

Read and learn-

1. Categories of Computer and Computer Languages
2. File Management- Data Organisation

Practice-

1. Word Processor- Tabular Presentation
2. Advanced Features in Scratch

Hindi Holiday Homework

- प्रतिदिन समाचार पत्र पढ़िए व उसमें से पाँच नए शब्द ढूँढ़कर उनका अर्थ भी लिखिए।
- पाठों की वर्तनी (Spelling) का अभ्यास कीजिए।
- मात्राओं को वर्णों की पाई पर लगाने का अभ्यास कीजिए। (समस्त कार्य हिन्दी रजिस्टर में)
- पढ़ाए गए समस्त पाठों की पुनरावृत्ति कीजिए।
- अर्धवार्षिक परीक्षा हेतु व्याकरण याद कीजिए।

Sanskrit Holiday Homework

- अर्धवार्षिक परीक्षा हेतु पाठ्य पुस्तक पाठों को भली-भाँति याद कीजिए।
- शब्द रूप - 'राम' व 'लता', धातु रूप - 'गम्' व 'भू' (लट् एवं लृट् लकार) तीन-तीन बार हिन्दी रजिस्टर में लिखिए व कंठस्थ कीजिए।

History Holiday Homework

Learn and Revise Chapter 1: The River Valley Civilization, for Half Yearly Examination.

Geography Holiday Homework

Prepare a colorful and creative chart on any one of the following topics:

- World Tourism Day
- Earth – The only planet that supports life.

Physics Holiday Homework

Learn Lesson 1 Matter, Lesson 2 Physical quantities and measurement. Practise the conversions explained in the class. Revise the content of the textbook, notebook and all that was explained in the classroom sessions. Also be observant around you and see the application of physics around you. Have a happy learning

Biology

* Notebook work (Chapter-2 The Flower)

* Aim:

To observe and understand the process of seed germination.

Observe the seeds every day for 5-7 days.

Record the changes you notice.

Draw neat labelled diagrams showing different stages of germination.

Complete the activity neatly in the A4 sheet.

classmate
Date _____
Page _____

Chapter-2 ~ The Flower

Answer the following :-

Q-1 Given alongside is a figure of the vertical section of a typical bisexual flower. Study the same and answer the following questions:

(i) Label the guidelines 1 to 9 and write their roles.

A- i- Thalamus → Supply nutrients to flower
ii Sepal → Protects the bud
iii Filament → Holds the anther
iv Anther → Produces pollen grains
v Stigma → Receives pollen
vi Style → Passage for pollen tube
vii Ovary → Contains ovule
viii Ovule → becomes seed
ix Petal → Attracts insects.

Diagram on p.g. - 31

(ii) Which parts constitute the pistil?

A- The pistil (carpel) is the female reproductive part. It consists of-

- a. Stigma
- b. Style
- c. Ovary.

(iii) Is it a complete or incomplete flower?

A- It is a complete flower because it possesses all four whorls.

(iv) Draw the figure of stamen and carpel (pistil) & labelled it.

Fig 2.2 on pg.- 16.


Q-2 What is pollination? What are the types of pollination?

A-2 Pollination is the transfer of pollen grains from the anther to the stigma of a flower.

They are of two types-

1. Self-pollination - pollen falls on the stigma of the same flower.

2. Cross-pollination - Pollen is transferred to another flower of the same species.



Q3. Label the given diagram and answer the following questions.

(i) Where does fertilization takes place in a flower?

A-i Fertilisation takes place inside the ovule, which is present in the ovary.

(ii) Write the fate of each part after fertilisation?

A Ovule becomes seed and ovary becomes fruit. Petals, sepals, stamens usually wither and fall off.

(iii) What is a zygote?

A A zygote is the cell formed after the fusion of male and female gametes. It develops into a new plant.

Fig-2.11

Q-40) What is the aim of the demonstration of the experiment?

A- To study the germination under suitable conditions.

(ii) What are the conditions necessary for germination?

A- Air, water and favourable temperature.

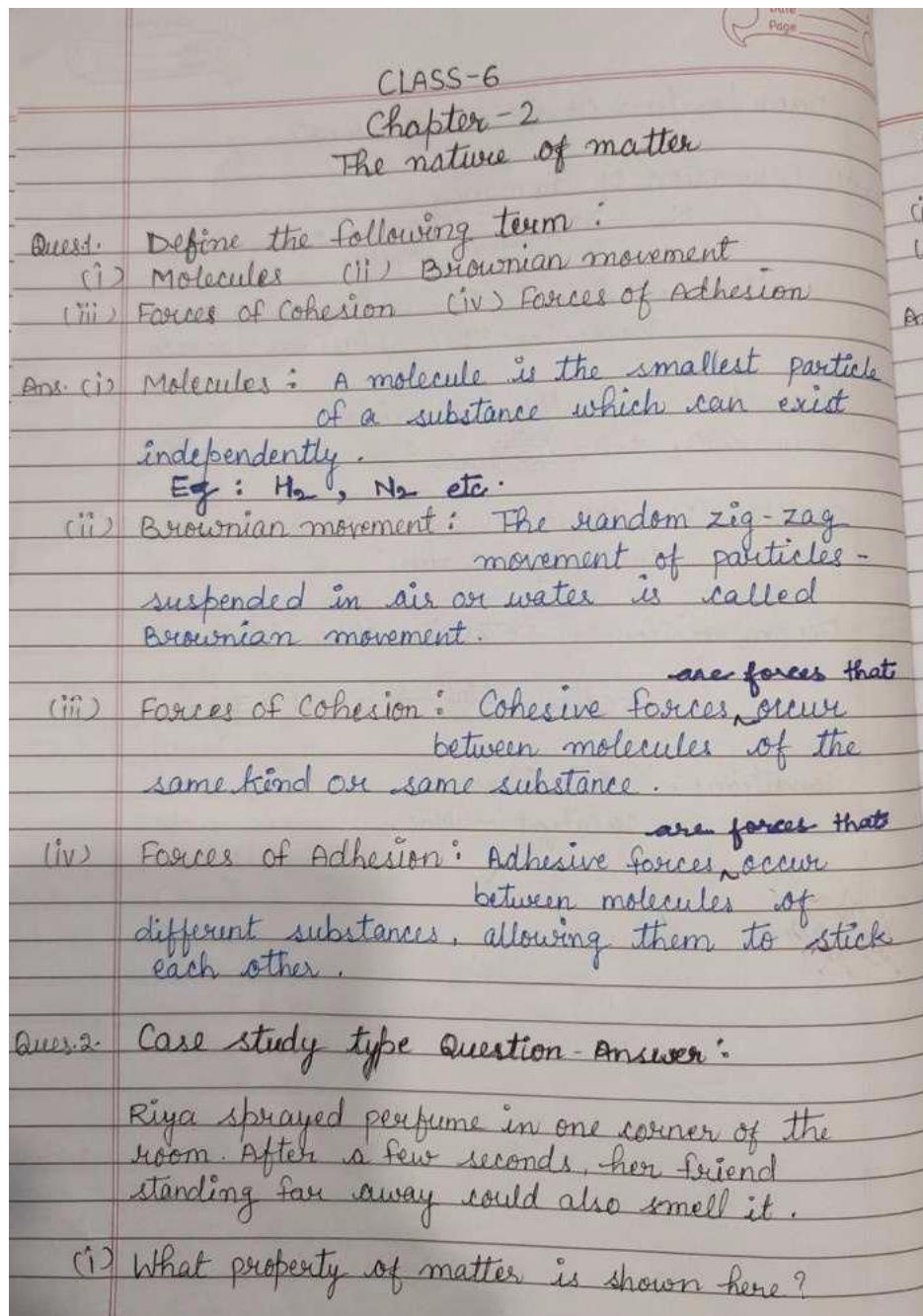
(iii) Describe the stages of germination in the diagram.

- A-i Seed absorbs water
- ii Seed coat breaks (testa)
- iii Radicle emerges downwards
- iv Roots develop downward.
- v Plumule grows upward
- vi Leaves appear
- 7 cotyledons shrink.

Chemistry Holiday Homework

- Read and learn Chapter 1 and 2.
- Learn symbols of some common metals, elements on Pg No- 43 and Formulae of some molecules on the compounds of Pg No- 50 and 51.
- Notebook work of Chapter- 2 Nature of Matter (State of matter).

Attached Notebook Pages (Chapter-2):



- (ii) Which state of matter does perfume vapour belong to?
- (iii) Why does the smell spread throughout the room?
- (iv) What will happen if the room is heated?

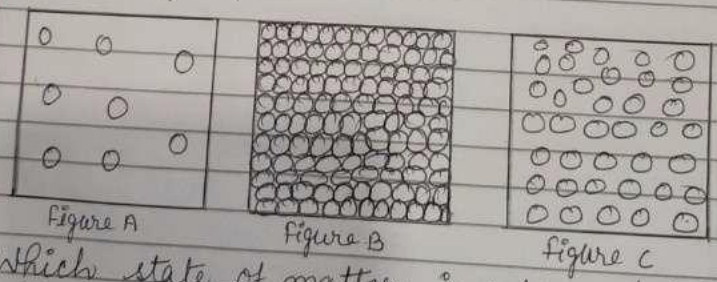
Ans (i) This shows the diffusion property of matter

- (ii) Perfume vapour belongs to the gaseous state throughout the room.
- (iii) The smell spreads because gas molecules diffuse easily and thus, can move freely in all directions.

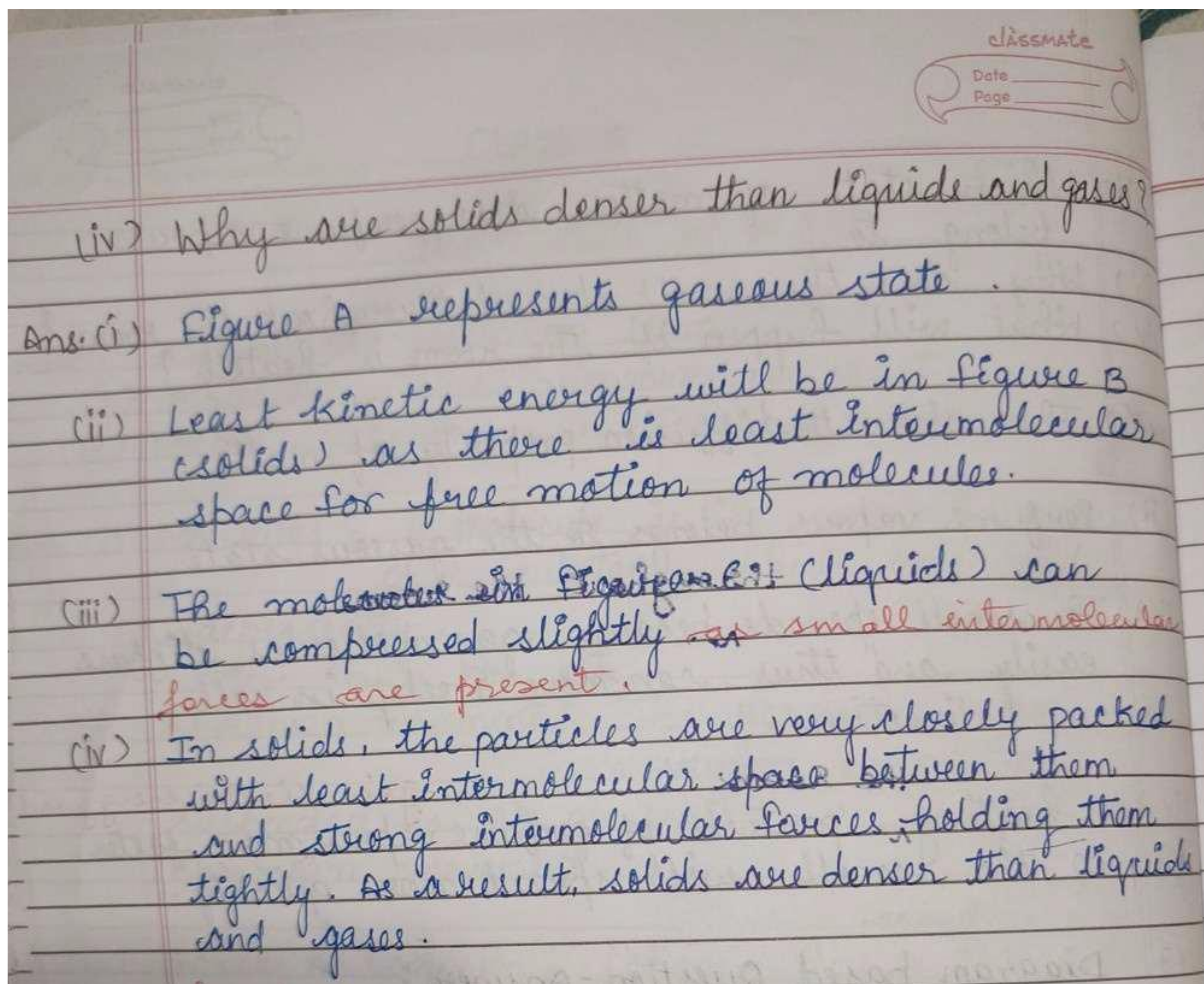
(iv) On heating the room, particles of perfume vapour gain kinetic energy and move faster, so the smell will spread more quickly.

Ques-3 Diagram based Question - Answer:

On the basis of the given diagram answer the following questions:



- (i) Which state of matter is represented by Figure A?
- (ii) In which state of matter will the molecules possess least kinetic energy?
- (iii) Which state of matter can be compressed slightly?



Mathematics Holiday Homework

Practice the chapters done in the class.

Practice the questions MCQs of the Chapters done and explained in the class.

Also learn the tables till 20.

Have a happy learning!!