



St. Mary's Convent Inter College

Manak Nagar, Lucknow

SUMMER VACATION HOMEWORK (SESSION 2026-2027)

CLASS-8

S. No.	Subject	Homework
1.	English Language	<p>Prepare chapter-1(Determiners) and Chapter-9 (Comparisons) for the first unit assessment.</p> <div data-bbox="454 607 1321 1711"><h3>ENGLISH LANGUAGE HOLIDAY HOMEWORK</h3><p>CLASS 8 – PICTURE COMPOSITION</p><p>TOPIC: SOCIAL MEDIA IMPACTS ON TEENAGERS</p><p>Look at the picture carefully and write a paragraph (120–150 words). Give a suitable title to your composition.</p><p>THOUGHT-PROVOKING QUESTIONS</p><ol style="list-style-type: none">1. What do you notice in the picture? Describe the teenager's expressions and surroundings.2. How do you think social media affects teenagers positively? Give examples.3. What negative impacts of social media can you identify from the picture?4. Do you think excessive use of social media affects studies? Why or why not?5. How can social media influence a teenager's mental health and emotions?6. In your opinion, does social media help in building friendships or create loneliness? Explain.7. How can cyberbullying or online pressure affect teenagers?8. What message do you think the picture is trying to convey?9. Suggest ways in which teenagers can use social media wisely and responsibly.10. If you could give one piece of advice to teenagers about social media, what would it be and why?<p>HOLIDAY HOMEWORK INSTRUCTIONS</p><ul style="list-style-type: none">★ Complete the homework on punch sheets in neat handwriting.★ Mention your Name, Class, Section, Roll Number, and Subject on the front sheet.★ You may use colours and creative borders to make your work attractive.★ Write original thoughts and avoid copying from the internet.★ Submit the homework on time.</div>

2. English Literature

Prepare poem-The Lake Isle of Innisfree and Shakespeare's –Tempest for the first unit assessment.

HOLIDAY HOMEWORK
Creative Language, Creative You!
FIGURES OF SPEECH
CLASS 8

Figures of Speech add beauty, meaning and imagination to our language. Explore the following figures and complete the tasks creatively. Use your notebook to write neat, colourful and well-presented work.

1. METAPHOR
A direct comparison without using 'like' or 'as'.
TASK:
• Write 5 original sentences using metaphors on any topic of your choice.

2. PERSONIFICATION
Giving human qualities to non-human things or abstract ideas.
TASK:
• Write 5 sentences where you personify nature, objects or feelings.

3. REPETITION
Using the same word or phrase more than once for effect.
TASK:
• Write a short poem (6-8 lines) that uses repetition of words or phrases.

4. IMAGERY
Using words that create clear pictures in the reader's mind.
TASK:
• Write a paragraph (100-120 words) on "A Morning in the Hills" using vivid imagery.

5. ALLITERATION
The repetition of the same initial consonant sound in nearby words.
TASK:
• Write 5 alliterative phrases/sentences on any theme (e.g., rain, school, holidays).

6. SIMILE
A comparison using 'like' or 'as'.
TASK:
• Write 5 creative similes on different topics (e.g., people, nature, objects, emotions).




Instructions for Doing Holiday Homework

1. Complete the holiday homework neatly on punch sheets.
2. Clearly mention your Name, Class, Section, Roll Number, and Subject on the front sheet.
3. Maintain neat and legible handwriting throughout the work.
4. You may use colours and creative decorations to make your work attractive.
5. Ensure that the work is well-organized and properly arranged in sequence.
6. Submit the homework on time after the holidays.
7. Keep your work clean, tidy, and free from overwriting or untidiness.
8. Students are encouraged to show creativity and originality in their work.

3. Physics

1. Draw a table showing the formulae for measuring the volume of regular solids of different shapes:
(Cube, Cuboid, Cylinder, Cone, Sphere)
2. Write the definitions of the following changes of state:
A. Melting
B. Boiling
C. Freezing
D. Condensation
E. Sublimation
G. Deposition
H. Evaporation

		(Do it in interleaf punch papers)
4.	Chemistry	<p>(a) Write the name and the valency of positive and negative radicals in your classwork copy from page number 85 and 86 of your textbook and learn it.</p> <p>(b) Write and learn the formulas of the compound written on page no 85 of your text book.</p> <p>(c) Revise Chapter 1 and 2 for the first unit assessment</p>
5.	Biology	<p>1. Collect information with the help of pictures to understand the following topics:</p> <p>I. Predation II. Symbiosis III. Parasitism IV. Trophic Levels V. Biosphere VI. Aquatic food chain VII. Terrestrial food chain VIII. Food Web</p> <p>Note: work to be done on interleaf punch sheets.</p> <p>2. Learn chapter 1 and 3 for assessment.</p>
6.	Maths	<p>Prepare Chapter 2-Exponents and Power and Chapter 3-Square and square roots, cube and cube roots for the first unit assessment.</p> <p>Chapter – Percentage</p> <ul style="list-style-type: none"> • Do all questions of Exercise 6A in the homework copy. • Do the marked questions of Exercise 6B (with proper statements) in the homework copy. <p>Chapter- Quadrilaterals Exercise 17A</p> <ul style="list-style-type: none"> • Do Questions 1 to 7 in the homework copy. <p>Chapter- Direct and inverse variation Exercise 10A</p> <ul style="list-style-type: none"> • Do Questions 1, 2, 3, 4, 5, 6, 9 and 10 in the homework copy (with proper statements.) <p>Chapter- Algebraic concepts Exercise 12C</p> <ul style="list-style-type: none"> • Complete the following in the homework copy with proper steps: • All parts of Q1, Q2 and Q3 • Q4 (iv), Q5 (v) and Q6

7.	Sanskrit	<p>1.यूनिट टेस्ट में आने वाले समस्त पाठ्यक्रम को याद करें।</p> <p>2.निम्नलिखित कार्यों को संस्कृत की कॉपी में लिखिए एवं याद करिए :--</p> <p>क. शब्द रूप लिखें (युष्मद्, मुनि, मधु)</p> <p>ख. रक्ष्, पा, स्था धातु रूप को Present tense और Future tense में लिखिए।</p> <p>ग. Translate into Sanskrit</p> <ol style="list-style-type: none"> लता पुस्तक पढ़ रही है। मोहन विद्यालय जाएगा। जंगल में मोर नाच रहा है। सैनिक देश की रक्षा करते हैं। तुम सब मधुर गीत गाओगे।
8.	Hindi	<p>1.यूनिट टेस्ट में आने वाले समस्त पाठ्यक्रम को याद करें।</p> <p>2.हिंदी कॉपी में प्रस्ताव लेखन लिखें। (वृक्ष की आत्मकथा)</p> <p>3. अपने चाचा जी को पदोन्नति पर बधाई देते हुए पत्र लिखिए।</p> <p>4. निम्नलिखित कार्यों को हिंदी की कॉपी में लिखिए एवं याद करिए :--</p> <ol style="list-style-type: none"> .विलोम शब्द:--13—27 पर्यायवाची शब्द—15—30 मुहावरों के अर्थ—16—30 वाक्यांश के लिए एक शब्द—1-20 अनेकार्थी—1-30
9.	History & Civics	<p>Prepare L-1 (A Period of Transition) and L-19(The United Nations) for the first unit assessment.</p> <div data-bbox="453 1128 1412 1727" style="border: 1px solid black; padding: 10px; text-align: center;">  <h2 style="margin: 0;">HOLIDAY HOMEWORK</h2> <h3 style="margin: 0;">SPECIALISED AGENCIES OF THE UNITED NATIONS (UN)</h3> <p style="margin: 0; background-color: #0056b3; color: white; padding: 2px 10px; display: inline-block;">CLASS 8</p>  <p style="margin: 5px 0; font-size: small;">The United Nations (UN) works through many specialised agencies to improve health, education, food security, children's welfare, labour rights and more. Explore these agencies creatively through the following activities.</p> <div style="border: 1px solid black; padding: 5px; margin: 5px 0;"> <p>1. UN AGENCY FACT FILE (COMPULSORY)</p> <p>Choose any 6 specialised agencies/programmes of the UN and prepare a fact sheet on each.</p> <p>Include the following details:</p> <ul style="list-style-type: none"> • Full Name • Short Form (Abbreviation) • Year of Establishment • Headquarters • Main Aim/Functions • One Interesting Fact • Logo or Picture </div> <div style="display: flex; justify-content: center; align-items: center; margin: 5px 0;">  <div style="margin-left: 10px;"> <p style="margin: 0; font-size: x-small; background-color: #008000; color: white; padding: 2px;">SUGGESTED AGENCIES</p> <ul style="list-style-type: none"> • WHO – World Health Organization • UNESCO – United Nations Educational, Scientific and Cultural Organization • UNICEF – United Nations Children's Fund • FAO – Food and Agriculture Organization • ILO – International Labour Organization • IMF – International Monetary Fund • UNDP – United Nations Development Programme • WFP – World Food Programme </div> </div> </div> <p>Instructions for Doing Holiday Homework</p> <ol style="list-style-type: none"> Complete the holiday homework neatly on punch sheets. Clearly mention your Name, Class, Section, Roll Number, and Subject on the front sheet. Maintain neat and legible handwriting throughout the work. You may use colours and creative decorations to make your work attractive. Ensure that the work is well-organized and properly arranged in

		<p>sequence.</p> <p>6. Submit the homework on time after the holidays.</p> <p>7. Keep your work clean, tidy, and free from overwriting or untidiness.</p> <p>8. Students are encouraged to show creativity and originality in their work.</p>
10.	Geography	<ol style="list-style-type: none"> 1. Complete the question–answers of Lesson 2: Population Dynamics neatly and thoroughly. 2. Practice drawing Contours and revise Conventional Signs and Symbols regularly. 3. Learn Lesson 1 thoroughly for the upcoming Unit Test. 4. Revise all classwork and notes carefully.
11.	Computer	<p>Learn chapters</p> <p><u>Book IT BOT</u></p> <p>Chapter 1 – Operating System and Graphical User Interface Role and Functions</p> <p><u>Book AI Robo</u></p> <p>Chapter 1 – Stages of AI project cycle</p> <p>Practice MS Excel</p>