



Summer Holiday Homework CLASS

5 (A+B+C)

English 1

- 1) Complete pages 12 to 18 in your cursive writing book.
- 2) Learn the book exercises for the First Term Examination.
- 3) Write paragraph writing on the following topics:
 - a) My Country
 - b) My Mother
 - c) How I Spend My Holidays with My Family

English 2

- 1) Learn and write two poems along with the poets' names.
- 2) Learn and write the question-answers and reference to context from Chapters 1 to 4.
- 3) Learn the word meanings of Chapters 1 to 4.

Hindi

1. Learn poems and write each poem two times.
2. Learn word meanings of Chapters 1 to 6 and write them.
- 3.** पाठमाला और कणिका – Learn all written work of Chapters 1 to 6 from the book and copy.

Sanskrit

Learn word meanings and exercises of Chapters 1 to 6.

Maths

1. Write the table from 2 to 20 and learn it.
2. Solve 10 sums of 3- digit and 4- digit addition, subtraction, multiplication and division each.
3. Make Roman numerals from 1–10 by pasting matchsticks and label each with its Hindu-Arabic number.

Science

1. Collect 10 different types of leaves and flowers, dry them , paste and name them.
2. Make the table of deficiency diseases and their causes given on page 49 of your science book.

Social Studies

1. Make a list of the top ten busiest airports in the world.
2. Make a list of the TV cartoons you watch and paste pictures of some cartoon characters.
3. Make a list of children's rights and duties at home and at school.
4. Learn and write the question-answers and book work of Chapters 1 to 5..

Computer

1. Learn Lessons 1 to 3.
2. Write the Practice Paper and Shortcut Keys given in this pdf in your computer fair notebook.

ART

1. Practice Page no. 7, 12 & 14 in drawing notebook.
2. Decorate a kite creatively using any colorful materials available at home.

GENERAL KNOWLEDGE

1. Write the names of all national parks of India with their locations.

2. Write the names of all the neighboring countries of India. Also write their capital city, currency and languages spoken for each country.

Note: Do the work in A4 size sheet.

MORAL SCIENCE

1. Write 10 value - based thoughts.

2. Write any one story with moral values.

Note: Do the work in colorful A4 size sheet.

Practice Paper for Holiday Homework

Computer – Class 5th

Chapters:

- Advanced Features of Word
- Enhancing a Presentation
- Windows Media Player

Section A – Very Short Answer Questions

- 1. What is Mail Merge?**
Ans. Mail Merge is used to create many letters at one time.
- 2. What is a template?**
Ans. A template is a ready-made document format.
- 3. What is animation?**
Ans. Animation adds movement to objects.
- 4. What are the uses of transition?**
Ans. Transitions make slides attractive and add effects between slides.
- 5. What is Windows Media Player?**
Ans. It is software used to play audio and video files.
- 6. What is a playlist?**
Ans. Playlist is a collection of media files.
- 7. What is a watermark?**
Ans. A watermark is faded text or image in the background.
- 8. What is slide timing?**
Ans. Slide timing controls slide duration.

Section B – Fill in the Blanks

- _____ is used to create decorative text.
Ans. WordArt
- _____ records editing changes in a document.
Ans. Track Changes
- _____ adds movement to objects in slides.
Ans. Animation
- A _____ connects one slide or webpage to another.
Ans. Hyperlink
- _____ developed Windows Media Player.
Ans. Microsoft
- _____ is a collection of media files.
Ans. Playlist

Section C – Match the Following

1. WordArt	a. Collection of media files
2. Transition	b. Movement of objects
3. Playlist	c. Effect between slides
4. Hyperlink	d. Connects slides/webpages
5. Animation	e. Decorative text

Answers:

1 – e	2 – c	3 – a	4 – d	5 – b
-------	-------	-------	-------	-------

Section D – Write Two Examples

- 1. Write any two features of MS Word.**
Ans. Spell Check, Mail Merge
- 2. Write any two presentation effects.**
Ans. Animation, Transition
- 3. Write any two media file types.**
Ans. MP3, MP4
- 4. Write any two uses of Windows Media Player.**
Ans. Playing songs, Playing videos
- 5. Write any two advanced features of MS Word.**
Ans. Track Changes, WordArt

Section E – True / False

No.	Statement	True / False
1.	Animation is used in MS PowerPoint.	True
2.	WordArt creates decorative text.	True
3.	Windows Media Player cannot play videos.	False
4.	A playlist is a collection of media files.	True
5.	Transition is used between slides.	True

Name: _____

Class: 5th

Date: _____












COMPUTER

Full Forms & Shortcut Keys

For Class 5th Students



FULL FORMS




	CPU – Central Processing Unit
	RAM – Random Access Memory
	ROM – Read Only Memory
	USB – Universal Serial Bus
	CD – Compact Disc
	DVD – Digital Versatile Disc
	WWW – World Wide Web
	URL – Uniform Resource Locator
	HTML – Hyper Text Markup Language
	HTTP – Hyper Text Transfer Protocol
	IP – Internet Protocol
	LAN – Local Area Network
	WAN – Wide Area Network
	ALU – Arithmetic Logic Unit
	CU – Control Unit

SHORTCUT KEYS






BASIC SHORTCUTS

Ctrl + C	→	Copy	
Ctrl + V	→	Paste	
Ctrl + X	→	Cut	
Ctrl + Z	→	Undo	
Ctrl + Y	→	Redo	

FILE SHORTCUTS

Ctrl + N	→	New file	
Ctrl + O	→	Open file	
Ctrl + S	→	Save	
Ctrl + P	→	Print	

OTHER USEFUL KEYS

Ctrl + A	→	Select all	
Ctrl + F	→	Find	
Alt + Tab	→	Switch between apps	
Delete	→	Remove text/file	
Enter	→	New line / OK	



TIP FOR STUDENTS

Try to practice these shortcuts daily while using computer – you will become fast and smart!



Note – Make 4 thin separate copies for Holiday homework.

Copy 1 – English 1 and English 2

Copy 2 – Maths and Science

Copy 3 – Social Studies

Copy 4 – Hindi