



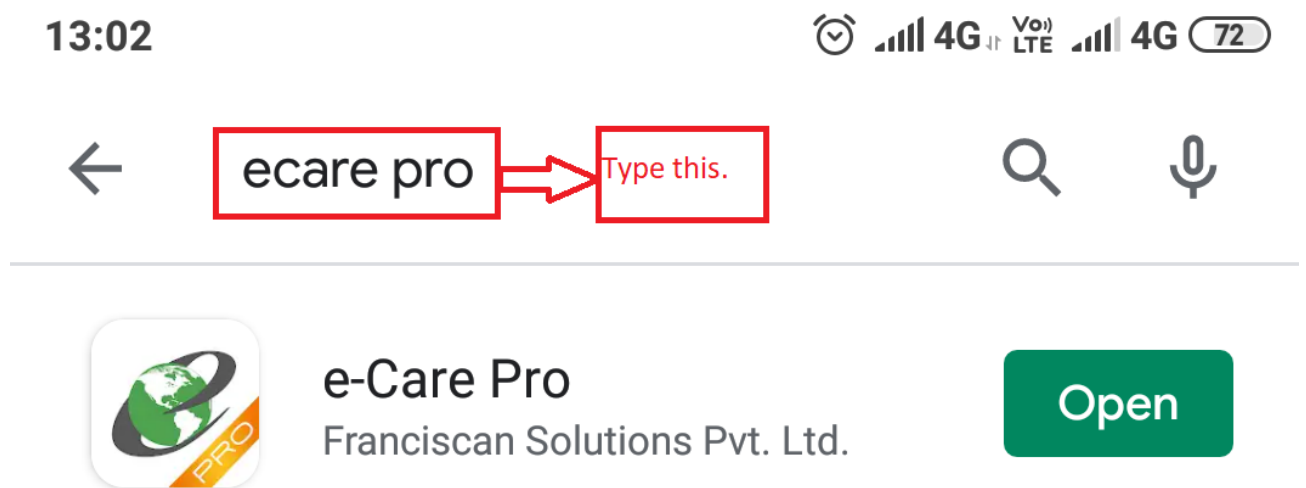
St. Karen's Secondary School

Khagaul Road, Danapur, Patna - 801503


Affiliation No. - 330051

Steps to view/download the Assignment for Students/Parents from e-Care Pro: -

Step 1: - Type **"ecare pro"** in Search box of Google Play Store to download the e-Care Pro Mobile App: -



Step 2: - After downloading the App, Type the School Code: **"STKSSK"** in the boxes provided in the homepage of the App and Click on "Continue" button.



+91 - 7541812099

contact@stkarenssecondaryschool.com

www.stkarenssecondaryschool.com



St. Karen's Secondary School

Khagaul Road, Danapur, Patna - 801503

Affiliation No. - 330051

Step 3. Type your "Username" which is provided to you through SMS and click on next button as shown below: -

St. Karen's Secondary School

[Change School/College](#)

Enter Your Username

[Forgot Username?](#)

Type your username here

Next

Step 4- Type your "Password" which is provided to you through SMS and click on next button as shown below: -

St. Karen's Secondary School

Hi, ARUN KUMAR

Enter Your Password

[Forgot Password?](#)

Type your password here

Next

+91 - 7541812099

contact@stkarenssecondaryschool.com

www.stkarenssecondaryschool.com



St. Karen's Secondary School

Khagaul Road, Danapur, Patna - 801503

Affiliation No. - 330051

Step. 5- Swipe the green strip (at the bottom of the homepage) from Right to left to view the "Assignment" icon and tap on the same icon as shown below: -

The screenshot displays the app's interface. At the top, the status bar shows the time 15:12 and various icons. Below it, the school's name 'St. Karen's Secondary School' and location 'Patna' are displayed. A green header bar contains the text 'RECENT UPDATES'. Three update items are listed, each with a 'Message' icon and a timestamp: '19 minutes ago', '11 Apr, 2020 at 01:21 PM', and '10 Apr, 2020 at 12:25 PM'. Each item includes a 'Wishes' title and a 'From: Ms. MARYKUTTY THOMAS, PRINCIPAL' attribution. At the bottom, a green navigation bar features three icons: 'Timetable', 'Assignment' (highlighted with a red arrow and the text 'Tap here on "Assignment"'), and 'Leave Request'. Below this is a grey bottom navigation bar with icons for 'Home', 'Notificaction', 'ARUN' (the user's profile), 'Message', and 'Settings'.

+91 - 7541812099

contact@stkarenssecondaryschool.com

www.stkarenssecondaryschool.com



St. Karen's Secondary School

Khagaul Road, Danapur, Patna - 801503

Affiliation No. - 330051

Step 6: - Click on the view button to view or download the uploaded Assignments as shown below: -

The screenshot shows a mobile application interface for assignments. At the top, the status bar displays the time 15:12 and various icons. Below is a header with the title 'Assignments'. There are two buttons: 'All' and 'Subjects'. The main content area lists two assignments. The first is 'assignment 1 (Chemistry)' with details: 'Updated On: 09 Apr, 2020', 'Assigned On: 09 Apr, 2020', and 'To Be Submitted On: 11 Apr, 2020'. It is updated by 'DEEPSHIKHA ROHATGI'. A green 'View' button is highlighted with a red arrow. The second assignment is 'assignment 1 (Physics)' with similar details and a note 'Tap here to view assignment'. At the bottom, there is a navigation bar with icons for 'Timetable', 'Assignment', and 'Leave Request'. Below that is a bottom navigation bar with icons for 'Home', 'Notification', 'ARUN' (profile), 'Message', and 'Settings'.

+91 - 7541812099

contact@stkarenssecondaryschool.com

www.stkarenssecondaryschool.com

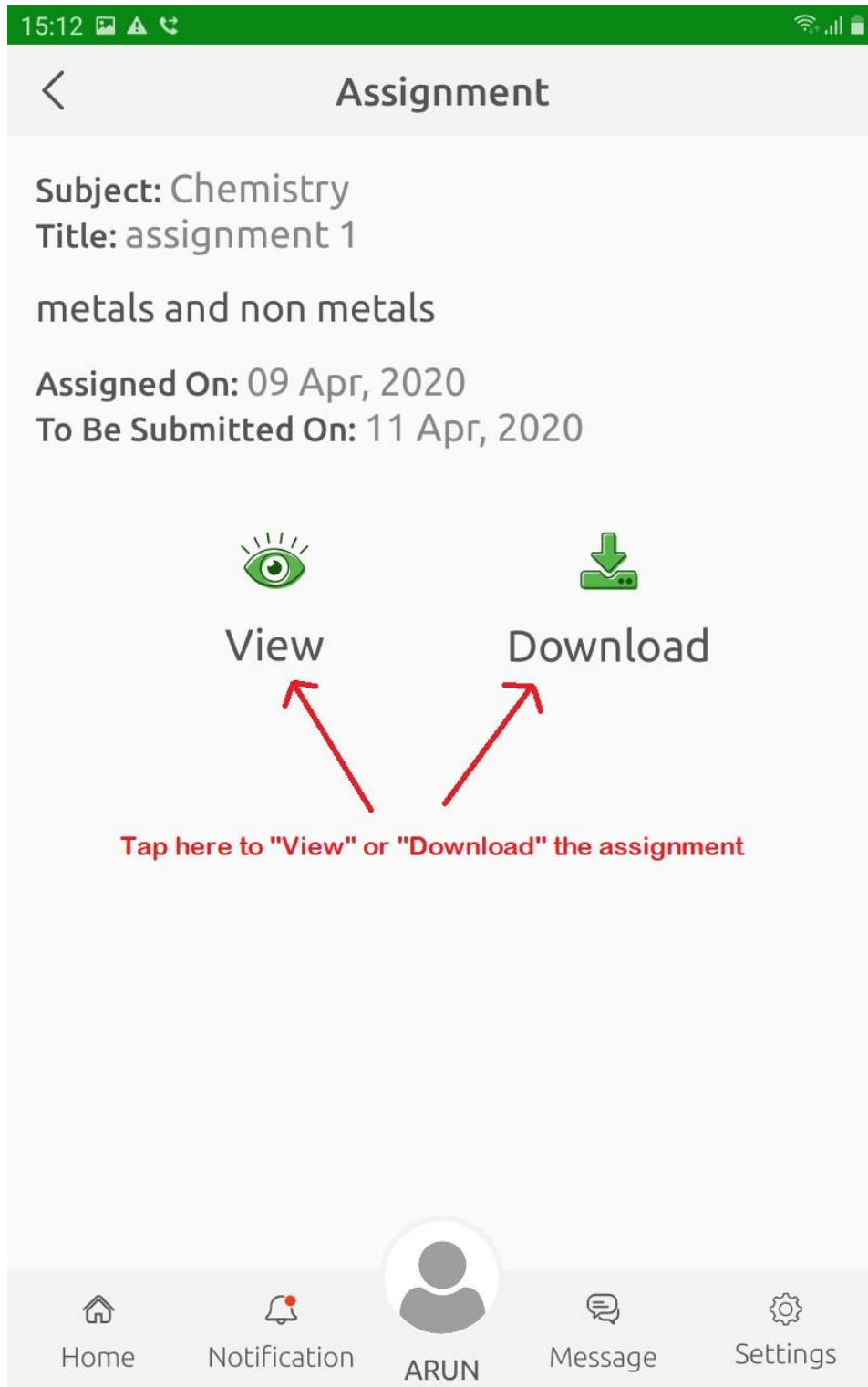


St. Karen's Secondary School

Khagaul Road, Danapur, Patna - 801503

Affiliation No. - 330051

Step-7: - After clicking on "View" button you will be redirected to a new page, where you can download the Assignment: -



+91 - 7541812099

contact@stkarenssecondaryschool.com

www.stkarenssecondaryschool.com



St. Karen's Secondary School

Khagaul Road, Danapur, Patna - 801503

Affiliation No. - 330051

Step 8: - After Clicking on "Download" button your Assignment will be downloaded or opened in a new window as shown below: -



St. Karen's Secondary School

Assignment 1 **Subject- chemistry**

Class-8

Chapter 4 : Metals and Nonmetals

1. Answer in one word.

(i) Name one metal →

(ii) Name one liquid non metal →

(iii) Name one liquid metal →

2. Match the following.

COLUMN A	COLUMN B
(Metal)	(Ore)
(i) Copper	(a) Zincite
(ii) Zinc	(b) Haematite
(iii) Iron	(c) Cuprite
(iv) Aluminium	(d) Bauxite

3. Define.

(i) Metals (ii) Ores (iii) Minerals

4. Write one difference between metal and nonmetal with two examples.

+91 - 7541812099

contact@stkarenssecondaryschool.com

www.stkarenssecondaryschool.com