




SUMMER VACATION



HOLIDAY HOMEWORK

GRADE - Nursery





**The holiday season is a perfect time to reflect on blessings,
and take out ways to make life better for those around us.**

Summer vacation is probably the best time of the year for you all. It's time for loads of fun though we cannot go out but getting pampered to no end and of course bonding with distant friends and cousins can be done. A time to relax as well as fruitfully occupy the children in various scholastic and co-scholastic areas. Here are a few suggestions-

- * Make your child read Hindi and English story books and children's science magazine as much as possible.
- * Encourage them to undertake creative writing, both in Hindi and English. You can tell them to write their experiences about vacation and maintain a daily diary. Even watching good English movies can be an enjoyable learning experience.
- * To make them aware of their surroundings, tell them to watch videos on television channels like Discovery, National Geographic, History and Animal planet.
- * Do enhance creative talent, motivate them to draw, paint, prepare a PPT on any family celebration or any activity that interests them.
- * Make sure that you spent quality time with your ward. Go for walks with the family. You will realize you have two God's greatest gifts...NATURE and your FAMILY. Do not forget to thank God for these gifts.
- * Giving them small responsibility in household chores will make them independent.
- * Teach them the importance of moral values in life. Remember the four magic words....PLEASE, THANK YOU, SORRY and EXCUSE ME. Make these a part of your personality.
- * Indulge yourself in various games with them.

Our teachers have painstakingly designed interesting projects /assignments for children to be completed during the summer vacation. This would encourage in-depth learning, strengthen concepts and prepare ground for improved academic output. The key purpose of holiday homework is to inculcate 6C's in our children. It aims at encouraging creativity, character building, citizenship, communication, critical thinking and problem-solving and collaboration in the learners.

Parents can download holiday homework from school's website i.e. www.lotusvalley.edu.in or e-care pro app.

NOTICE:-

The school closes for summer vacation on May 29, 2023 and the school reopens on July 4, 2023 with the same timings.

Wish you all a fun filled, safe and healthy holidays ahead !



General Instructions for completing assignments-

- ▶ Holidays homework will be send in PDF file on the school app. Download the file and take the printouts.
- ▶ Make a Proper Folder of the holiday homework.
- ▶ Revise the Oral Assignments thoroughly.
- ▶ Homework has to be done under the parental guidance.
- ▶ Handwriting should be neat and clean with proper formation.
- ▶ Revise all the work done in class till date.

❖ English (Oral) –

Learn Rhymes

1. My dear crayons (Shapes & Colours Book pg.no. 5)
2. ABCD Song (Shapes & Colours Book pg.no. 17)
3. I See Colours (Medley Magic Book pg. no.3)

❖ Maths (Oral) –

1. Recognition of Numbers 1-5
2. Counting 1-10
3. Recognition of shapes (circle, square, triangle and rectangle)

❖ General Conversation-Learn the given Q/Ans –

Q1. What is your name?

Ans- My name is _____.

Q2. How old are you?

Ans- I am ____ years old.

Q3. In which class do you study?

Ans- I study in class Nursery.

Q4. What is the name of your school?

Ans- The name of my school is St.Vivekanand Lotus Buds Play
School.

Q5. Where do you live?

Ans. I live in _____.

St. Vivekanand Lotus Buds Play School, HUDA, Jagadhri

Standing line

The handwriting practice section consists of 15 horizontal lines. The first line is labeled "Standing line". The first three lines have a single dot on the top line. The next three lines have two dots on the top and middle lines. The next three lines have three dots on the top, middle, and bottom lines. The final six lines are blank.

Sleeping line



Starting line

The image displays a grid of 10 columns and 10 rows of vertical lines. Each column contains a series of 10 vertical lines. Within these lines, there are scattered black dots. The dots are distributed across the grid, with some columns having more dots than others. The dots are positioned at various heights relative to the lines, creating a pattern of small black marks on a white background.

Curved line



St. Vivekanand Lotus Buds Play School, HUDA, Jagadhri

Numbers 1-5

TO

1 2 3 4 5

TO

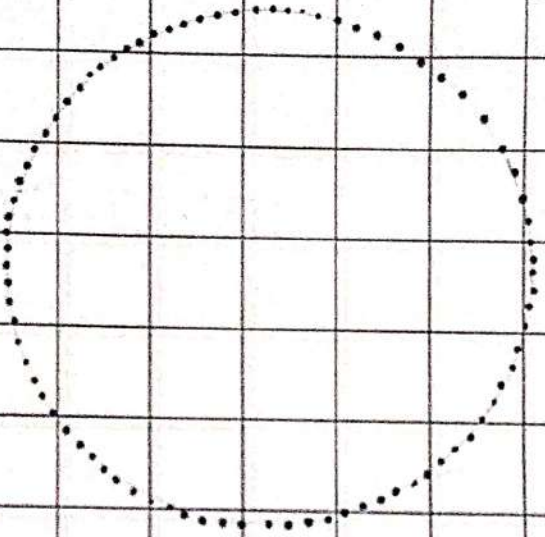
1 2 3 4 5

TO

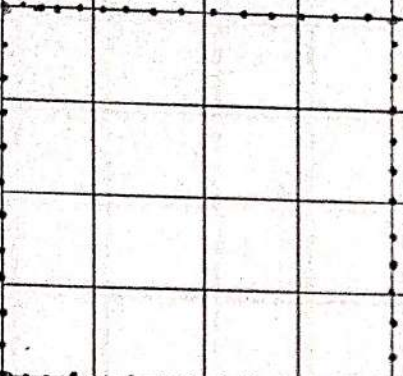
1 2 3 4 5

Trace the shapes

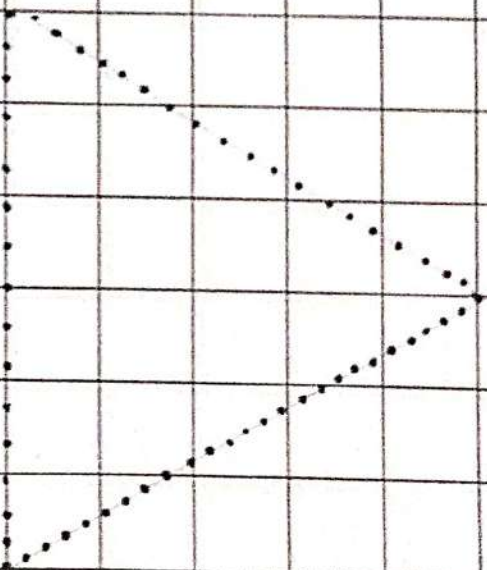
Circle




Square



Triangle



Rectangle



Identify the number and match with same number

3

5

5

3

1

4

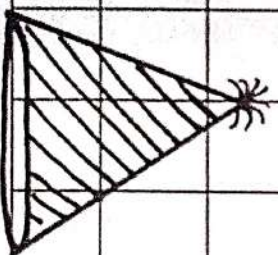
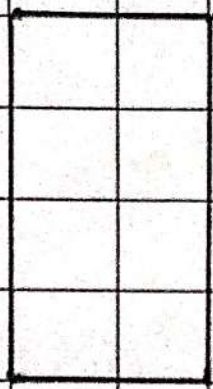
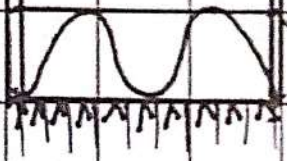


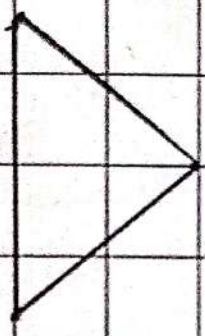
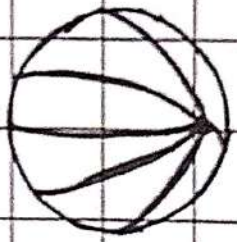
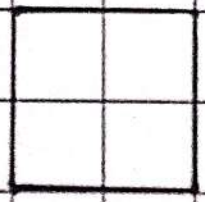
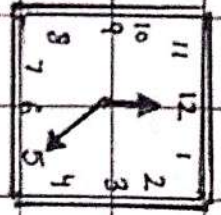
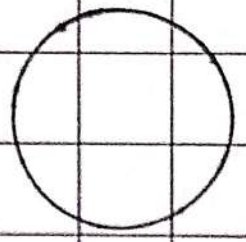
4

2

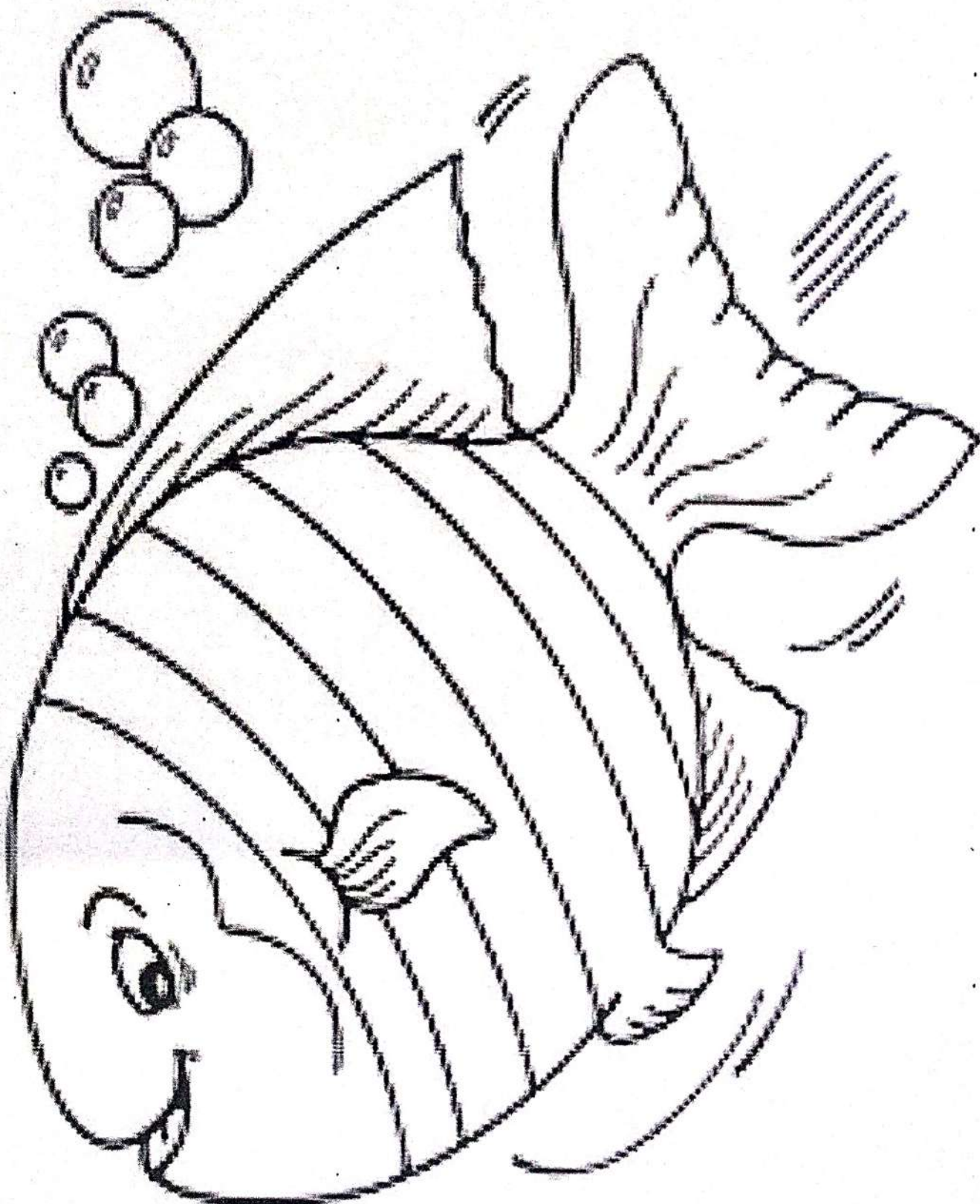
2

1

Identify the shape and match with related object.



Colour the Fish Beautifully



Balloons (Fingers Impressions)

Make fingers impressions on the balloons with the water colour as shown in the complete picture.

