



SUMMER VACATION



HOLIDAY HOMEWORK

GRADE - I





The holiday season is a perfect time to reflect on blessings, and take out ways to make life better for those around us.

Summer vacation is probably the best time of the year for you all. It's time for loads of fun though we cannot go out but getting pampered to no end and of course bonding with distant friends and cousins can be done. A time to relax as well as fruitfully occupy the children in various scholastic and co-scholastic areas. Here are a few suggestions-

- * Make your child read Hindi and English story books and children's science magazine as much as possible.
- * Encourage them to undertake creative writing, both in Hindi and English. You can tell them to write their experiences about vacation and maintain a daily diary. Even watching good English movies can be an enjoyable learning experience.
- * To make them aware of their surroundings, tell them to watch videos on television channels like Discovery, National Geographic, History and Animal planet.
- * Do enhance creative talent, motivate them to draw, paint, prepare a PPT on any family celebration or any activity that interests them.
- * Make sure that you spent quality time with your ward. Go for walks with the family. You will realize you have two God's greatest gifts...NATURE and your FAMILY. Do not forget to thank God for these gifts.
- * Giving them small responsibility in household chores will make them independent.
- * Teach them the importance of moral values in life. Remember the four magic words....PLEASE, THANK YOU, SORRY and EXCUSE ME. Make these a part of your personality.
- * Indulge yourself in various games with them.

Our teachers have painstakingly designed interesting projects /assignments for children to be completed during the summer vacation. This would encourage in-depth learning, strengthen concepts and prepare ground for improved academic output. The key purpose of holiday homework is to inculcate 6C's in our children. It aims at encouraging creativity, character building, citizenship, communication, critical thinking and problem-solving and collaboration in the learners.

Parents can download holiday homework from school's website i.e. www.lotusvalley.edu.in or e-care pro app.

NOTICE:-

The school closes for summer vacation on May 29, 2023 and the school reopens on July 4, 2023 with the same timings.

Wish you all a fun filled, safe and healthy holidays ahead !



ASSIGNMENTS

Instructions for completing assignments-

- All the assignments are to be done in a separate three in one notebook (classes 1-3) and a thin register (classes 4-8)
- The written part should be neatly presented in student's handwriting. Take the help of your parents if necessarily required.
- Remember a well presented 'Holiday Homework' fetches your marks and appreciation of your teachers and classmates.
- Revise all the work done in class till date.

Holiday Homework Class-I

A. On an A3 sheet write safety rules which are mandatory on the road. (Roll No. 1 to 16)

B. Choose your favorite helper around. Dress up like him. Get a picture clicked. On an A4 sheet paste the picture and write few lines about him. Decorate it beautifully. (Roll No. 17 to 32)

C. Reading practice of chapter 1, 3 and 5 from Student Book with the help of your parents. (Roll No. 1 to 32)

D. Word Chain (Antakshari with words) Make 5 sets of words of three words each.

Try to use words from chapter 1, 3 and 5.(Roll No. 1 to 32)

E. "A father's love is eternal and without end"

It's time of the year when our kids again show their love for their super fathers. Pamper them with breakfast in bed, go bird watching, go cycling, take a walk etc. Surprise your father by a DIY keychain (Be creative) with the help of your mum.(Roll No. 1 to 32)

F. (i) Prepare flash cards for difficult words from chapter 3 and 5. (Roll No. 1 to 16)

(ii) Prepare flash cards for word meaning from chapter 3 and 5. (Roll No. 17 to 32)

G. Write one page everyday in Hindi and English both to increase writing speed. (Roll No. 1 to 32)

H. Count the following and write the number of the list given below with the help of your parents. (Roll No. 1 to 32)

(i) Number of oceans

(ii) Number of Seas

(iii) Number of Glaciers

(iv) Number of states

(v) Number of Union Territories

(vi) Number of Airports in Haryana

I. Draw/paste pictures and label the parts of a computer on A3 sheet. (Roll No. 1 to 16)

J. Draw/paste pictures and label what we can do on a computer on A3 sheet. (Roll No. 17 to 32)

ASSIGNMENTS

Instructions for completing assignments-

- All the assignments are to be done in a separate three in one notebook (classes 1-3) and a thin register (classes 4-8)
- The written part should be neatly presented in student's handwriting. Take the help of your parents if necessarily required.
- Remember a well presented 'Holiday Homework' fetches your marks and appreciation of your teachers and classmates.
- Revise all the work done in class till date.

Holiday Homework Class-I

A. On an A3 sheet write safety rules which are mandatory on the road. (Roll No. 1 to 16)

B. Choose your favorite helper around. Dress up like him. Get a picture clicked. On an A4 sheet paste the picture and write few lines about him. Decorate it beautifully. (Roll No. 17 to 32)

C. Reading practice of chapter 1, 3 and 5 from Student Book with the help of your parents. (Roll No. 1 to 32)

D. Word Chain (Antakshari with words) Make 5 sets of words of three words each.

Try to use words from chapter 1, 3 and 5.(Roll No. 1 to 32)

E. "A father's love is eternal and without end"

It's time of the year when our kids again show their love for their super fathers. Pamper them with breakfast in bed, go bird watching, go cycling, take a walk etc. Surprise your father by a DIY keychain (Be creative) with the help of your mum.(Roll No. 1 to 32)

F. (i) Prepare flash cards for difficult words from chapter 3 and 5. (Roll No. 1 to 16)

(ii) Prepare flash cards for word meaning from chapter 3 and 5. (Roll No. 17 to 32)

G. Write one page everyday in Hindi and English both to increase writing speed. (Roll No. 1 to 32)

H. Count the following and write the number of the list given below with the help of your parents. (Roll No. 1 to 32)

(i) Number of oceans

(ii) Number of Seas

(iii) Number of Glaciers

(iv) Number of states

(v) Number of Union Territories

(vi) Number of Airports in Haryana

I. Draw/paste pictures and label the parts of a computer on A3 sheet. (Roll No. 1 to 16)

J. Draw/paste pictures and label what we can do on a computer on A3 sheet. (Roll No. 17 to 32)

Class : I

Subject : English

SECTION -A (LITERATURE)

Q.1. Fill in the blank with 'is', 'am' or 'are' to complete the sentences.

A. It _____ my birthday today.

B. He _____ a good singer.

C. We _____ late for the movie.

D. They _____ best friends.

E. I _____ going to school.

Q. 2 Fill in the blanks with a or an.

A. Rashi brought _____ red balloon.

A

An

B. He brought a bat and _____ ball.

A

An

Q.3 Look at the picture and choose the correct option. (One and many)

A. Five _____



Hats

Bags

Boxes

B. Seven _____



Pens

Pencils

Books

C. There were old boxes, ice cream _____ and packets of chips on the ground.

Tubs

Wrappers

Cones

Q. 4 Choose the correct naming word.

A. My _____ is near my school.

- Television
- House

- Computer
- Food

B. _____ did not go to school today.

- Elephant
- Rahul

- Sofa
- Noodles

Q.5 Look at the picture and choose the correct option.

A. Five _____



- Foxes
- Horses

- Rats

Q. 6 Choose the correct naming word.

A. My _____ is near my school.

- Television
- House

- Computer
- Food

SECTION-B (literature)

Q. 7. Choose the correct word from the story to fill in the blank.

A. Thanks to Alia, her mother and the children in the park, the park looked _____ again.

- Dirty
- Untidy

- Clean

B. Alia goes to the park to play with her _____.

- Friends
- Pets

- Teachers

Q. 9 Write True or False.

A. The principal takes Rani inside. _____

B. All the children come to school by bus. _____

C. Alia made a poster that said 'PLEASE KEEP OUR PARK CLEAN.' _____

D. Zara helped Alia put up the poster in the park. _____

E. Rani has to go inside alone. _____

St. Vivekanand Lotus Valley Public School
Holiday Assignment

Subject: EVS

Class: I

Fill in the blanks

1. We go to a_____ when we are unwell. (hospital/police station)
2. We should always cross the road at the_____. (zebra crossing/park)
3. We wear a_____to school. (uniform/casual)
4. The teacher tells us how to look after our_____. (elders/friends)
5. Our teachers use_____to write on the blackboard.
6. We go to a_____to play. (park/post office)
7. The_____teaches us good manners. (teacher/student)
8. We should not play on the_____. (road/park)
9. We should not walk on the road_____. (careless/safely)
10. We should keep our neighbourhood _____. (dirty/clean)

Question Type

1. Which of these things found at home can hurt us?

- Matchboxes, electric socket, and a pair of scissors
- Socks, pants, and shirts
- Bedsheets, pillows, and blankets

2. Which of these activities do we do in school?

- Study and play
- Colour and draw
- Dance and sing
- All of these

3. How should we treat our neighbours?

- Be friendly to them
- Be cruel to them
- Be unkind to them
- All of these

4. Which of these do we find in our neighbourhood?

- Market
- Post office
- Hospital
- All of these

5. In the pictures given below, select the options where the road safety rules are being followed.



True false

6. We go to the library to eat and drink.

 True False

7. In school to go anywhere, we should form a line.

 True False

8. The area around our house is called our neighbourhood.

 True False

9. We should be friendly with our neighbours.

 True False

10. We should play with electrical wires at home.

 True False

Short answer type questions

11. What should we use to cross the road safely?
12. How can we keep our neighbourhood clean?
13. What is the use of the dustbin?
14. Write down any two safety rules which you should follow at school.
15. Where do you study in school?

हिंदी
गतिविधि

1. ई की मात्रा से संबंधित रसोईघर में पाई जाने वाली 5 चीजों के नाम लिखिए और चित्र भी चिपकाए। (on an A4 sheet)
(Roll No. 1-15)
2. कोई पांच शरीर के अंगों के नाम लिखिए और चित्र भी बनाए। हम क्या क्या करते हैं। (on an sheet or chart paper)
(Roll No. 9-16)
3. 11-20 तक की गिनती के फ्लैश कार्ड बनाए। (Roll No. 17-24)
4. आपके शहर या शहर के आस पास कौन कौन सी प्रसिद्ध चीजें इमारते या स्थान है। एक सूची बनाए। (Roll No. 25-32)

हिंदी कार्यपत्रिका

- प्र.1- कोई पांच बिना मात्रा वाले शब्द लिखिए।
प्र.2- निर्देशानुसार गोला लगाइए।
(क) औ की मात्रा वाले शब्दों पर गोला लगाओ।
पैर, हथौड़ा, औजार, नैया
(ख) अं की मात्रा वाले शब्दों पर गोला लगाओ।
आँख, कंगन, जंग, ताँगा
प्र.3- दिए गए वर्गों से दो-दो सार्थक शब्द बनाइए।

रे = _____, _____
की = _____, _____
मि = _____, _____
धो = _____, _____
तै = _____, _____

- प्र.4- 'ऊ' की मात्रा से संबंधित नाम लिखिए।
सब्जी का नाम -
पशु का नाम -
पक्षी का नाम -
प्र.5- अं की मात्रा से संबंधित नाम लिखिए।
पशु का नाम -
फल का नाम -
पक्षी का नाम -

- प्र.6- पढ़िए समझिए और उच्चारण काजिए।
बेल - बैल तल - तला
मेल - मैल शेर - शोर

प्र.7- शब्द पढ़कर चित्र बनाओ।

पैसा, लौकी, पतंग, आँख

- प्र.8- ऐ की मात्रा के कोई पाँच शब्द लिखें।
प्र.9- उचित शब्द चुनकर खाली स्थान भरो।

1. कमला भर। (रात, गिलास)
2. कड़वा है। (करेला, केरला)
3. यह मेरी है। (पतंग, पतंग)

प्र.10- पाठ 3 में आए शरीर के अंगों के नाम छांटकर लिखिए।

- प्र.11- ऐसे चार शहरो के नाम लिखिए जिनके नाम में आ की मात्रा का प्रयोग होता है।
- प्र.12- ऐसे चार रंगो के नाम लिखें जिनमे ई की मात्रा का प्रयोग होता है।
- प्र.13- ऐसे कौन कौन से खेल है जिनहें खेलने में किसी चीज की जरूरत नहीं होती।
- प्र.14- आप अपने शरीर को साफ-सुथरा रखने के लिए क्या-क्या करते हैं।
- प्र.15- अपने पसंदीदा फल का नाम बताते हुए उसके बारे में कोई पाँच पंक्तियां याद करें।

Class : I

Subject : Mathematics

Q.1. Fill in the blanks

A. 19, 18, _____, 16

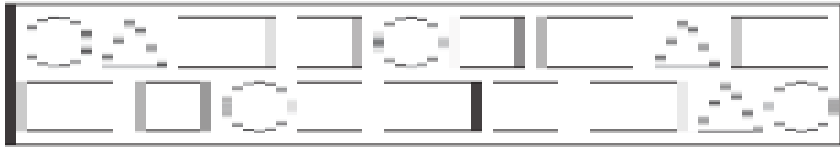
B. $0 + 3 = 3 +$ _____

C. 12 comes after _____ .

D. $5 +$ _____ $= 6$

E. $8 - 6 =$ _____

F. Count the given shapes and write the number in the given blanks.



Triangles _____

Squares _____

Rectangles _____

Circles _____

G. $9 + 0 =$ _____

H. _____ comes between 13 and 15.

I. _____ comes before 6.

J. Start from number 7, move forward 3 steps.



Start from _____

Reach at _____

K. Count backward, subtract and fill in the blanks.

$12 - 5$

12 _____

$12 - 5 =$ _____

L. Count the given blocks and write the number in the given blank.



Q. 2. Mark the statement True or False

A. $4 + 0 = 5$

True

False

B. . We need two places to write the numbers from 10 to 20.

True

False

C. $3 + 7 = 9$

True

False

D. Number 19 comes between 16 and 18.

True

False

E. The sum $2 + 7$ is same as the sum $7 + 2$.

True

False


Q.3 Do the given questions.

A. Arrange the given numbers in increasing order.

12, 8, 14

B. Add using the number line.

$7 + 5$



C. $7 + 5 =$ _____

D. Subtract: $79 - 7 =$ _____

E. Subtract

$$\begin{array}{r} \text{T} \quad \text{O} \\ 1 \quad 9 \\ - \quad 1 \\ \hline \end{array}$$

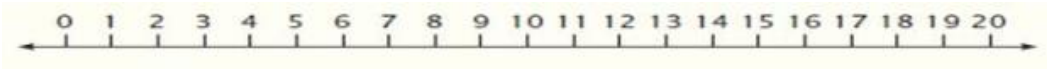
F. Choose the smallest number: 18, 14, and 17. _____

G. Write the number name for '19'. _____

H. Write the number name for '18'. _____

I. Add using the number line.

$$3 + 6$$



$$3 + 6 = \underline{\hspace{2cm}}$$

J. Arrange the given numbers in decreasing order.

15, 5, 11

Q.4. MCQ

A. Choose the numbers in decreasing order.

1, 17, 16, 11

17, 16, 11, 1

11, 16, 17, 1

B. Choose the numbers in increasing order.

5, 14, 20

20, 14, 5

5, 20, 14

C. Choose the biggest number.

43

41

36
