



Swami Vivekanand Public School Holiday's Homework Session- (2024-25)



Name :

Class : Nursery



Summers Break Duration 28th May to 3rd July 2024. School reopens on 4th July.

Vacations are the most appropriate time for Kids to refresh and rejuvenate themselves, to be creative , to learn new skills and performance more enthusiastically.

Children have ample energy which should be channelized in the right direction to get the best out of them. The holidays' homework is designed, Keeping this in mind that it will build their confidence and new skills.

STAY HAPPY ,FIT AND AWESOME.

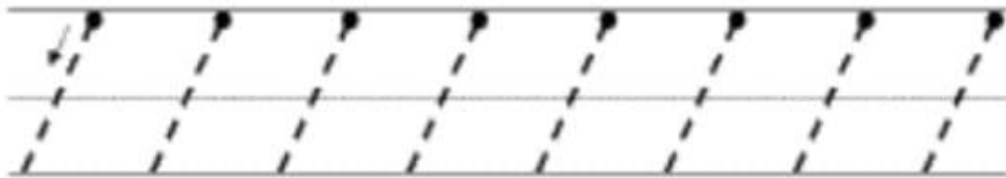
Guidelines for parents

- Watch your child's transformation with a smile of satisfaction.
- Nurture your child's interest – be it art, assignment or anything else.
- Teach them to keep away all the technology and get with them and enjoy "OUR FAMILY TIME".As we Know "Family comes first" and a family that eats together.....smiles together.
- Train your child to become independent in his daily chores.
- Set time management to accomplish their tasks , even help your child to make the work better by opting good handwriting and making their work (projects) innovative.
- Inculcate the habit of reading habit to improve the vocabulary and speaking skills.
- Take print out of all the worksheet given in the Holidays' homework and do the work on it.

BONDS ARE STRENGTHENED WHEN REAL INCIDENTS AND EXPERIENCES ARE SHARED AS A IMAGINARY TALE ,THIS ALSO RESULTS TO SHARE LIFE'S LESSONS.

IT WILL REALLY HELP TO BUILD THEIR CONFIDENCE AND NEW SKILLS.

Trace the pattern




Trace the pattern

The worksheet contains six rows of tracing exercises, each with a dashed pattern and a corresponding illustration:

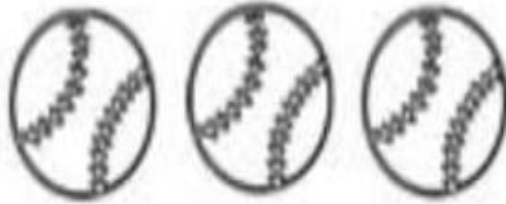
- Row 1:** A dashed square wave pattern. Illustration: A red and purple bird.
- Row 2:** A dashed zigzag pattern. Illustration: A green frog.
- Row 3:** A dashed wavy pattern. Illustration: A green snake.
- Row 4:** A dashed pattern of three triangles pointing up and down. Illustration: A brown donkey.
- Row 5:** A dashed pattern of four arches. Illustration: A light blue rabbit.
- Row 6:** A dashed zigzag pattern. Illustration: A green pea pod.

Cut the shapes and paste on right place



Count the objects and match with numbers

4



2



5







3



1



Colour big object with red and small with blue



Colour the fruits



Colour the pictures blue



Cloudy



Whale



Drop

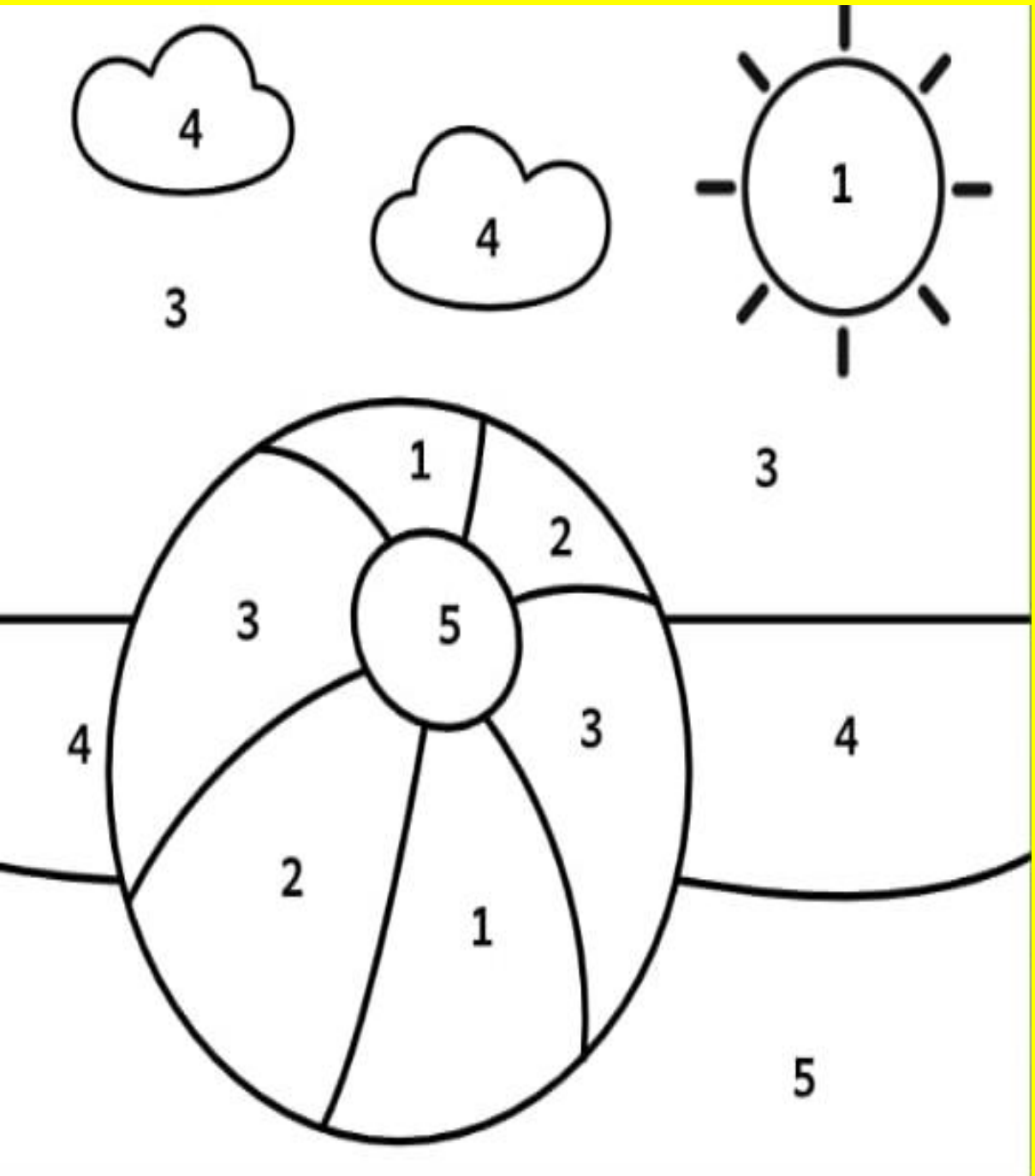


Balloon



Car

Do tearing and pasting activity according to the given numbers.



- 1-Yellow
- 2-Red
- 3-Green
- 4-Blue
- 5-Brown



English Conversation Q/Ans

Q1. What is your name?

Ans. My name is ___.

Q2. How old are you ?

Ans. I am..... years old.

Q3. In which class do you study ?

Ans. I study in Nursery class.

Q4. What is the name of your school ?

Ans. The name of my school is Swami Vivekanand Public School.

Q5. Who is your class teacher ?

Ans. Ms.....is my class teacher.

Q6. What is your mother's name ?

Ans. My mother's name is Mrs.....

Q7. What is your father's name ?

Ans. My father's name is Mr.....

Q8. Where do you live ?

Ans. I live in Yamuna Nagar.

Q9. How do you wish others in the morning ?

Ans. I say "Good morning".

Q10. How do you come to school ?

Ans. I come to school by bus/van/motorcycle.

Evs (oral) Q/Ans

Q1. How many colours are there in a rainbow ?

Ans. Seven colours.

Q2. What is the colour of an apple ?

Ans. The colour of an apple is red.

Q3. Name the seven colours of rainbow.

Ans. Red, yellow, orange, green, blue, indigo and violet.

Q4. Name two circle shaped objects.

Ans. Sun and ball.

Q5. What is your favourite colour ?

Ans. My favourite colour is ___.

Q6. What is the colour of your school bus ?

Ans. The colour of my school bus is yellow.

Q7. Name any five parts of body.

Ans. Eyes, ears, nose, head and mouth.

Q8. How many eyes/hands/legs/ears do you have?

Ans. I have two ___.

Q9. What do you do with your eyes/nose ?

Ans. I see/smell with my eyes/nose.

Q10. What is the colour of your hair ?

Ans. Black/brown.



Q11. Name any five classroom objects.

Ans. Chair, table, blackboard, chalk and benches.

Q12. Where do you take bath ?

Ans. In the bathroom.

Q13. Should we waste water ?

Ans. No, we should not waste water.

Q14. Where does your mother cook food ?

Ans. In the kitchen.

Q15. What do you like to do in the park ?

Ans. I like to play in the park.


Activities

Do the activities according to the given roll numbers:-

- Use the cut out pattern of shapes to make the objects.(Roll no1 to 4)
- Make a project of Jungle Scene using colourful chart paper, wild animals objects, and Thermocol sheet (Roll no. 5 to 8)
- Make a beautiful and attractive socks puppet.(Roll no. 9 to 12)
- Make shape wall hanging.(Roll no. 13 to 17)

Oral work

- **English (oral) :-** Learn rhymes My dear Crayon, My drum and Alphabet song from Theme 1
- **Maths (oral) :- Recognition of Numbers(1 to5),** Learn Numbers 1 to 10, Recognition of shapes (Circle,Square,Triangle, Rectangle)
- **Learn Q/Ans of Conversation and E.V.S.**



Parents you can take ideas
from Youtube. Make your
model/objects presentable.