



Swami Vivekanand Public School Holiday's Homework Session- (2024-25)



Happy Summer Holidays

*This is the best period of
your life to learn and
explore different places. So,
enjoy your holidays and
learn different things from
different places* **SWAMI
VIVEKANAND
PUBLIC SCHOOL**
*wishes you joyful summer
holidays.*

Name :

Class : U.KG



Summers Break Duration 28th May to 3rd July 2024. School reopens on 4th July.

Vacations are the most appropriate time for Kids to refresh and rejuvenate themselves, to be creative , to learn new skills and performance more enthusiastically.

Children have ample energy which should be channelized in the right direction to get the best out of them. The holidays' homework is designed, Keeping this in mind that it will build their confidence and new skills.

STAY HAPPY ,FIT AND AWESOME.

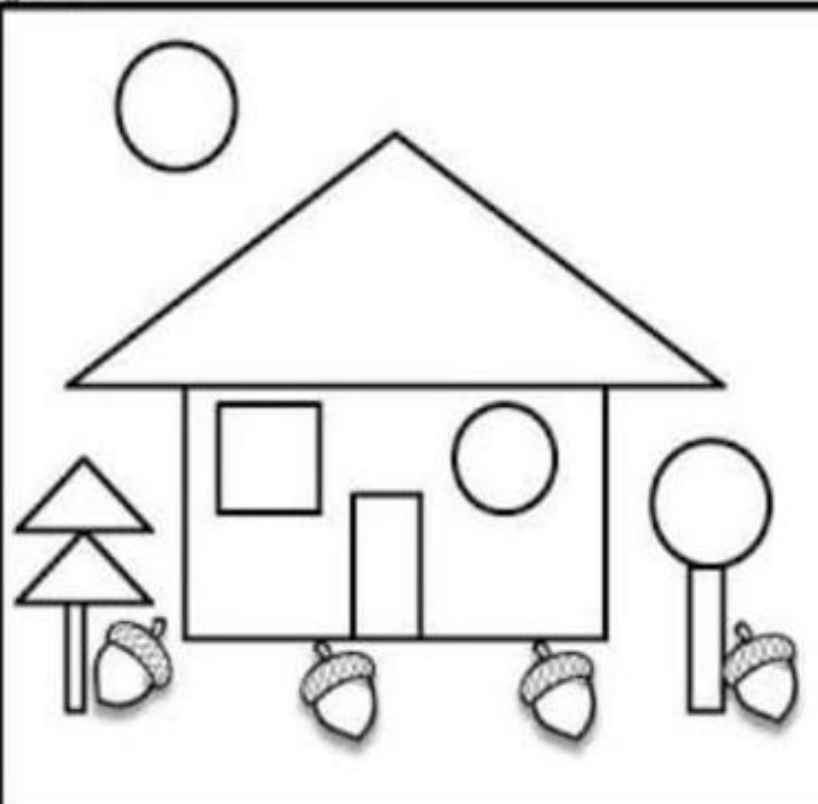
Guidelines for parents

- Watch your child's transformation with a smile of satisfaction.
- Nurture your child's interest – be it art, assignment or anything else.
- Teach them to keep away all the technology and get with them and enjoy "OUR FAMILY TIME".As we Know "Family comes first" and a family that eats together.....smiles together.
- Train your child to become independent in his daily chores.
- Set time management to accomplish their tasks , even help your child to make the work better by opting good handwriting and making their work (projects) innovative.
- Inculcate the habit of reading habit to improve the vocabulary and speaking skills.
- Take print out of all the worksheet given in the Holidays' homework and do the work on it.






BONDS ARE STRENGTHENED WHEN REAL INCIDENTS AND EXPERIENCES ARE SHARED AS A IMAGINARY TALE ,THIS ALSO RESULTS TO SHARE LIFE'S LESSONS.

IT WILL REALLY HELP TO BUILD THEIR CONFIDENCE AND NEW SKILLS.






Colour the pictures using code. Count the shapes and write the numbers




color

-  brown
-  yellow
-  green
-  blue
-  red






count

-  _____
-  _____
-  _____
-  _____
-  _____






square



color

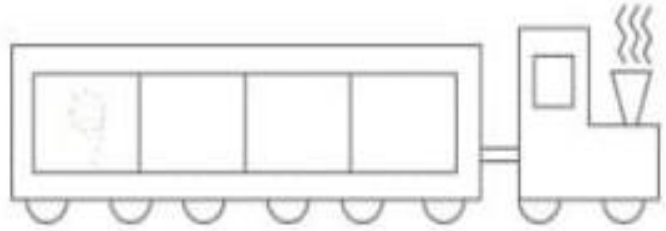
-  orange
-  yellow
-  green
-  blue
-  red

count

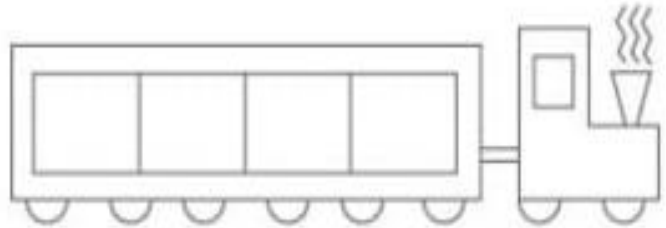
-  _____
-  _____
-  _____
-  _____
-  _____

Order each set of numbers from the smallest to the greatest.

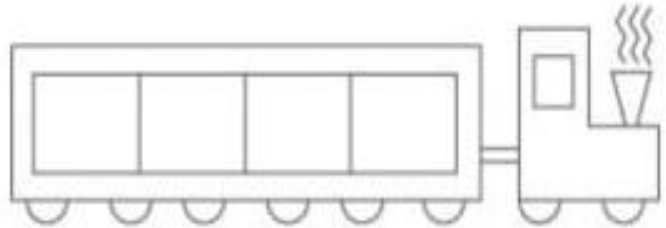
12, 18, 14, 9



6, 16, 19, 19

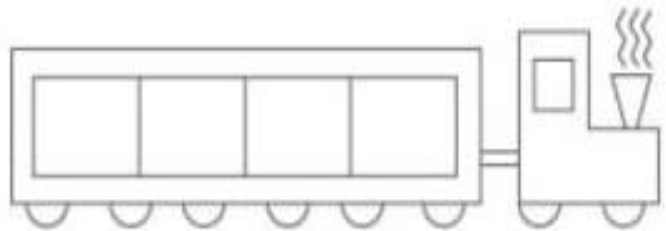


13, 20, 12, 4

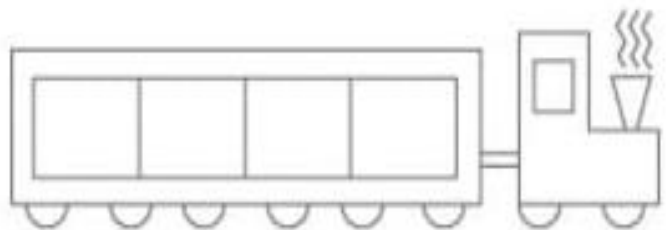


Order each set of numbers from the greatest to the smallest

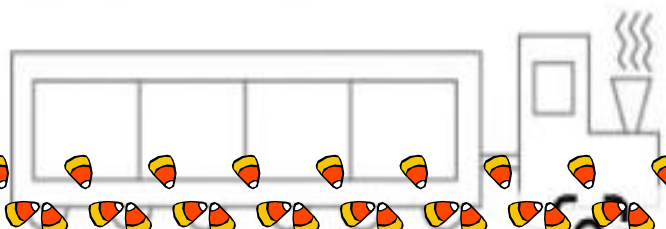
2, 11, 17, 15



18, 14, 15, 12



5, 13, 17, 9



Write the Missing Numbers

BEFORE

___ 7

___ 12

___ 3

___ 1

___ 15

___ 9

___ 8

___ 17

BETWEEN

2 ___ 4

6 ___ 8

7 ___ 9

10 ___ 12

12 ___ 14

15 ___ 17

11 ___ 13

8 ___ 10

AFTER

9 ___

5 ___

11 ___

12 ___

3 ___

1 ___

8 ___

15 ___



Put the Sign in the following numbers (<, =, >)



$8 \bigcirc 10$

$7 \bigcirc 3$

$9 \bigcirc 8$

$4 \bigcirc 7$

$2 \bigcirc 2$



$15 \bigcirc 16$

$16 \bigcirc 14$

$11 \bigcirc 11$


$19 \bigcirc 17$

$12 \bigcirc 13$



Color by Sight word

Color the picture using the key below.



my

it

we



the

and

to [a]

Sort and write the words



cat can map pat fan sap
gap bat pan tap lap sat
ban hat cap ran mat tan



-an

1. _____
2. _____
3. _____
4. _____
5. _____
6. _____



-ap

1. _____
2. _____
3. _____
4. _____
5. _____
6. _____



-at

1. _____
2. _____
3. _____
4. _____
5. _____
6. _____



Use of a/an



___ mango



___ cap



___ tomato



___ egg



___ owl



___ whistle



___ book



___ igloo



___ ant



___ umbrella



___ apple



___ tree

चित्र देखकर शब्द पूरे करो



ज




फ



ज्ञ




न



छ



ह

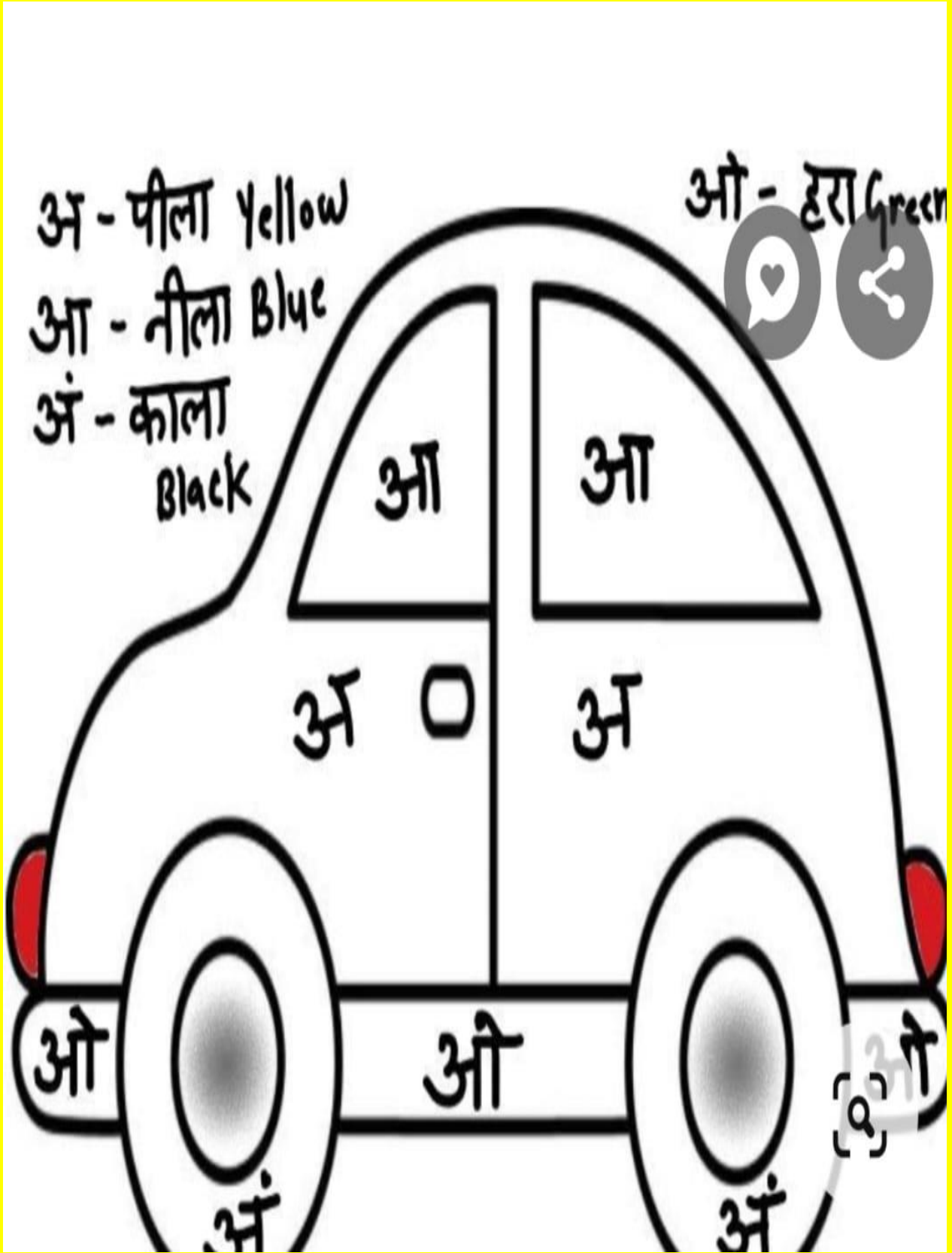


ख

1

क

स्वर पढ़ के चित्रों में रंग भरो



अक्षर जोड़ कर शब्द बनाओ।

मन वन धन तन फल कल नल रस नस बस हस हल

म
व
ध
त

न

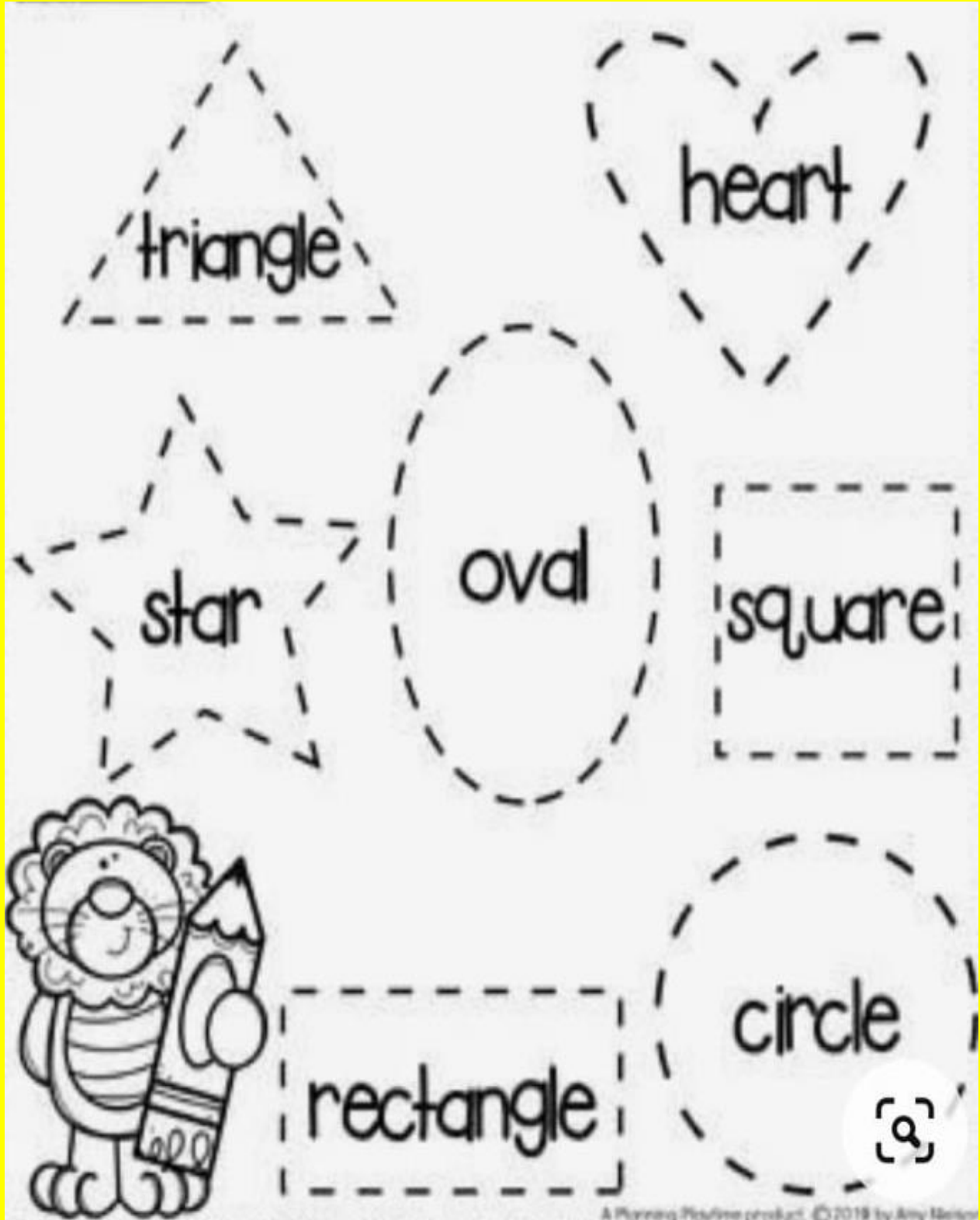
फ
क
न
ह

ल

र
न
ब
ह

स

Trace the Shapes and Colour it



E.V.S (Oral)

Q1: Name five sense organs of our body.

Ans: 1. Eyes 2. Nose 3. Ears 4. Tongue 5. Skin

Q2: What do we do with our eyes/nose/ears/tongue and skin?

Ans: 1) We see with our eyes.

2) We smell with our nose.

3) We hear with our ears.

4) We taste with our tongue.

5) We feel with our skin.

Q3 Which Fruit is called the king of fruits?

Ans: Mango is called the king of fruits.

Q4 Which fruit has one big seed?

Ans. Mango has one big seed.

Q-5 Complete the saying:-

Ans: An apple a day keeps the doctor away.

Q6: Which vegetable is called the king of vegetables?

Ans: Brinjal is called the king of vegetables.

Q7: Which vegetable looks like a flower?

Ans: Cauliflower looks like a flower.

Q8: Which vegetable is used to make sauce?

Ans Tomato is used to make sauce.



Q9 : Which is rabbit's Favourite vegetable?

Ans: Carrot is rabbit's favourite vegetable.

Q10 Which animal is called the king of jungle?

Ans: Lion is called the king of jungle.

Q11: Which is the biggest animal?

Ans - Elephant is the biggest animal.

Q12 : Which is the tallest animal?

Ans: Giraffe is the tallest animal.

Q13: Which animal give us milk?

Ans : Cow, buffalo and goat give us milk.

Q14: Which animal gives us wool?

Ans : Sheep gives us wool.

Q15 : Which Animal has black and white stripes on the body?

Ans : Zebra has black and white stripes on the body.

Q 16 Which is our national animal?

Ans: Tiger is our national animal.

Q17 What type of cloth do we wear in Summer Season?

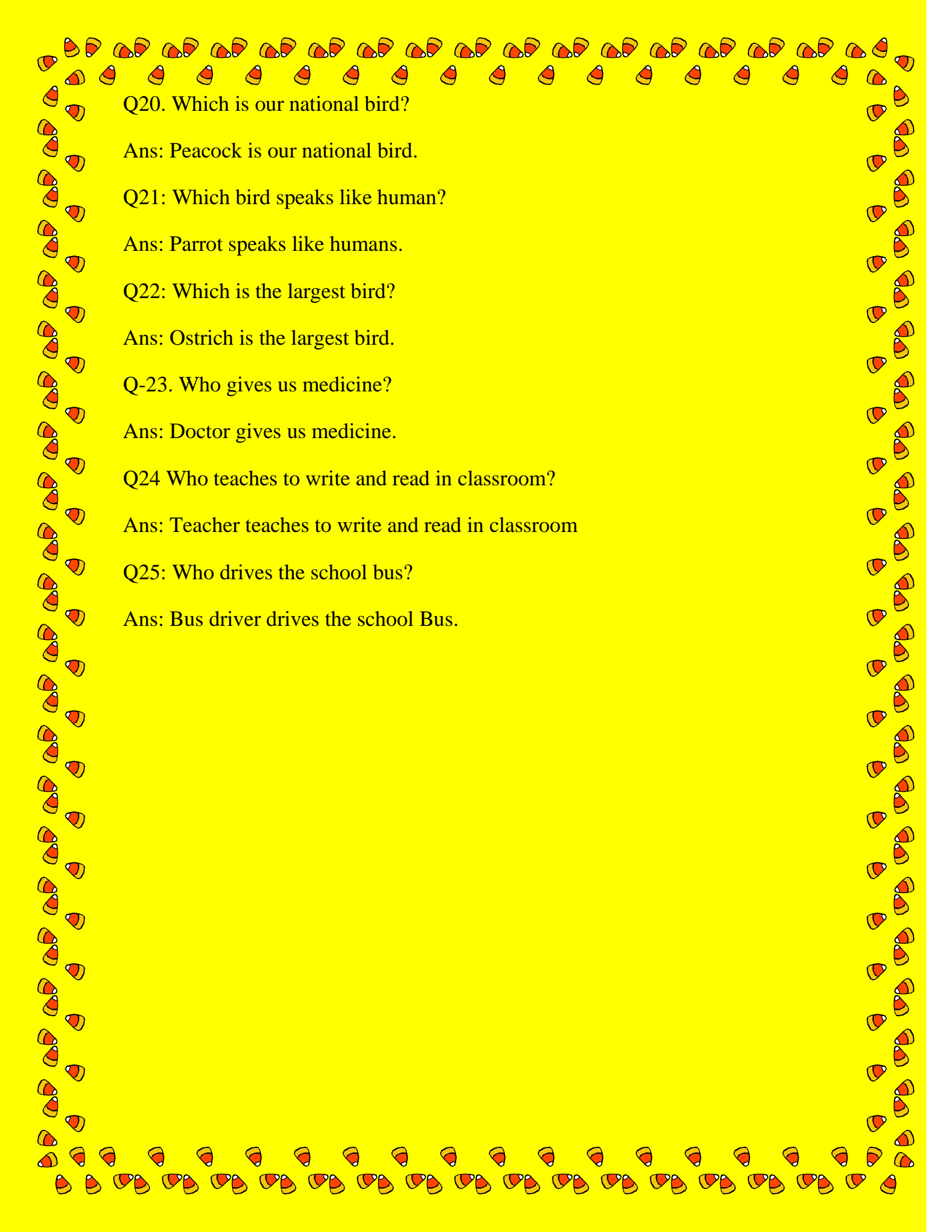
Ans: We wear cotton clothes in summer season.

Q18 What type of clothes do we wear in winter season?

Ans: We wear woolen clothes in winter season.

Q19 How do birds fly?

Ans: Bird fly with their wings.



Q20. Which is our national bird?

Ans: Peacock is our national bird.

Q21: Which bird speaks like human?

Ans: Parrot speaks like humans.

Q22: Which is the largest bird?

Ans: Ostrich is the largest bird.

Q-23. Who gives us medicine?

Ans: Doctor gives us medicine.

Q24 Who teaches to write and read in classroom?

Ans: Teacher teaches to write and read in classroom

Q25: Who drives the school bus?

Ans: Bus driver drives the school Bus.

Conversation Question Answers(Oral)

Q1. Who helps you in studies?

Ans: My mother /father helps me in studies.

Q2. In which country do you live?

Ans: I live in India.

Q3. On which planet do we live?

Ans: We live on the Earth.

Q4. How many days are there in a week? Name them.

Ans: There are 7 days in a week. Monday, Tuesday, Wednesday, Thursday, Friday, Saturday and Sunday.

Q5. What does the clock do?

Ans: The clock tells us time.

Q6. What does red, yellow and green light mean?

Ans: Red light mean : Stop

Yellow light mean: Wait

Green light mean: Go

Q7. Where should we throw rubbish?

Ans: We should throw rubbish in the dustbin.

Q8. Where we can save money?

Ans: We can save money in a Bank.



Q9. Name three magical words.

Ans: Sorry, Please and Thank you.

Q10. Who is our Prime Minister?

Ans: Mr Narendra Modi is our Prime Minister.

Q11. How many colours are there in the rainbow?

Ans: There are seven colours in the rainbow.

Q12. Where should we cross the road?

Ans: We should cross the road at zebra crossing.

Q13. Who gives us medicine?

Ans: The doctor gives us medicine.

Q14. What is the name of our flag of India?

Ans: Tiranga

Q15. How many months are there in a year?

Ans: There are 12 months in a year.

Oral Work

Eng– sight words and word families

Song- The Rainbow Song

Rhymes- The Star, Five little Crayons

Hindi- स्वर, व्यंजन ,दो अक्षर वाले शब्द।

Maths :- Recognition of shapes (2D, 3D shapes)

Counting 1 to 50 , What come after, before , between (1-50)

Activities

1. Make a presentable chart of number names (1-10).(Roll no.1-5)
2. Make a wall hanging or Model of 2D and 3D shapes.(Roll no.6-10)
3. Make a weather activity using the spin wheel. (Roll.no.11-15)
4. With the help of Google get the pictures of home of different animals and label them.(Roll no. 16-20)
5. Cut the pictures of Trees/Herbs/ Shrubs and paste them on the A3 sheet, telling the category, naming them Trees /Herbs /Shrubs. (Roll no.21-25)
6. दो,तीन,चार अक्षर वाले शब्दों की प्रस्तुतीकरण करें।(Roll no.26-29)

Be more creative (For all students)

Help your child to make beautiful Craft using waste bottles, Newspaper and many more things.