



SWAMI VIVEKANAND PUBLIC SCHOOL

HOLIDAY HOMEWORK

SESSION –(2024-25)

Summer vacation is starting today.....

The teachers are shouting “Hip, hip, hooray !”

Our dear principal grins from ear to ear.

And now runs down the hall shouting “Summer is here!”

The buses come early- they’re usually late.

The teachers say, Hurry up! Pack up! Don’t wait!

The school bell is ringing. There’s no time to chat.

The whole school is emptied in one second flat.

Everone’s happy. Their spirits are flying.

Except for our parents.....they’re sulking and crying!

Name:.....

Class: II



HELLO!

Summers Break Duration 28th May to 1st July 2024.
School reopens on 2nd July.

Vacations are the most appropriate time for Kids to refresh and rejuvenate themselves, to be creative, to learn new skills and perform more enthusiastically. Children have ample energy which should be channeled in the right direction to get the best out of them. The holidays' homework is designed, Keeping this in mind that it will build their confidence and new skills.

STAY HAPPY ,FIT AND AWESOME.

Guidelines for parents

- Watch your child's transformation with a smile of satisfaction.
- Nurture your child's interest – be it art, assignment or anything else.
- Teach them to keep away all the technology and get with them and enjoy "OUR FAMILY TIME".As we Know "Family comes first" and a family that eats together.....smiles together.
- Train your child to become independent in his daily chores.
- Set time management to accomplish their tasks, even help your child to make the work better by opting good handwriting and making their work (projects) innovative.
- Inculcate the habit of reading habit to improve the vocabulary and speaking skills.
- Take print out of all the worksheet given in the Holidays' homework and do the work on it.

BONDS ARE STRENGTHENED WHEN REAL INCIDENTS AND EXPERIENCES ARE SHARED AS A IMAGINARY TALE ,THIS ALSO RESULTS TO SHARE LIFE'S LESSONS. IT WILL REALLY HELP TO BUILD THEIR CONFIDENCE AND NEW SKILLS.

English Assignments

Q1 Read the comprehension and answer the questions:-

The Beach

This is a beach. The weather is hot. Kate is making sand castle. Sam is boating. A young lady is surfing in the sea. Ben is playing with his dog, Bruno.



1. How is the weather at the beach?
a. cold b. hot c. rainy
2. What is Kate making?
a. sand castles b. boat c. house
3. Who is boating?
a. Kate b. Sam c. Ben
4. Whom is Ben playing with?
a. Bruno b. Sam c. Kate

Q2 Create a story:-

Use words from the box to create a story about your favorite pet.

My Favorite Pet



Helpful words:

green

friends

play

gray

time

dog

cute

brown

My favorite pet is a _____ . He is very _____
. His color is _____ . He wears a _____
collar around his neck. I use a _____
leash to carry him outside. We love to _____
together. We always have a good _____
with each other. We are best _____ !

Q3

TOPIC : PICTURE COMPOSITION

Q. Look at the picture carefully and complete the sentences using the words from the help box :



Painting , swing football , reading , six playing , sitting , park , happy, two

1. This is a scene of a
2. The children are
3. A girl is making a .
4. One boy is a book .
5. Two boys are playing with a .
- 6 . Another boy is on the tree .
7. A girl is on the .
8. There are trees.
9. There are children .

Q4 Articles

Circle the correct article (a / an / the) in each sentence:

1. John wanted to read a / an comic book.
2. The class went on a / an field trip.
3. He likes to read an / the short stories.
4. Lisa put a / an orange on her yogurt.
5. My mom likes making an / the cake from scratch.
6. The dog caught a / an stick.
7. I saw a / an otter at the zoo.
8. I quickly ate the / an cookies.
9. A / an oval is shaped like a / an egg.



Write the correct article (a / an / the) before each noun:

_____ igloo

_____ bench

_____ banana

_____ kitten

_____ tree

_____ soccer ball

_____ inch

_____ owl

_____ eagle

_____ tiger

Maths Assignments

Q1 Mental Maths

Writing numbers

Words	Number
Seventy seven	
Ninety five	
Sixty one	
Eighty nine	
Six hundred & sixty	
Two hundred & twenty	

Patterns

1. 2, 4, 6, ___

2. 10, 20, 30, ___

3. 12, 14, 16, ___

4. 20, 40, 60, ___

5. 13, 15, 17, ___

6. 33, 36, 39, ___

Addition

1. $14 + 7 =$ ___ 7. $20 + 20 =$ ___

2. $35 + 8 =$ ___ 8. $40 + 30 =$ ___

3. $22 + 8 =$ ___ 9. $60 + 10 =$ ___

4. $10 + 20 =$ ___ 10. $40 + 40 =$ ___

5. $17 + 9 =$ ___ 11. $20 + 30 =$ ___

6. $35 + 10 =$ ___ 12. $70 + 10 =$ ___

Shade even numbers

22	39	28	17	19	20	88
42	110	150	15	73	49	92
100	99	47	52	36	68	72
37	71	18	68	98	21	14

How many tens and ones?

1. 65 - Tens = ___ Ones = ___

2. 49 - Tens = ___ Ones = ___

3. 18 - Tens = ___ Ones = ___

4. 77 - Tens = ___ Ones = ___

5. 63 - Tens = ___ Ones = ___



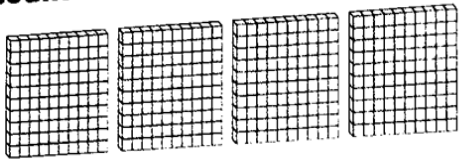
Q1 Subtract the following:

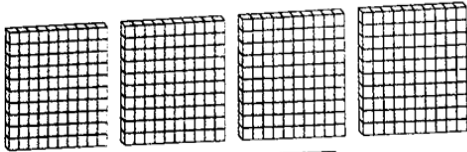
$\begin{array}{r} \text{TENS} \quad \text{ONES} \\ 7 \quad 3 \\ -5 \quad 6 \\ \hline \end{array}$	$\begin{array}{r} \text{TENS} \quad \text{ONES} \\ 8 \quad 4 \\ -6 \quad 9 \\ \hline \end{array}$	$\begin{array}{r} \text{TENS} \quad \text{ONES} \\ 6 \quad 0 \\ -4 \quad 8 \\ \hline \end{array}$	$\begin{array}{r} \text{TENS} \quad \text{ONES} \\ 5 \quad 7 \\ -4 \quad 8 \\ \hline \end{array}$	$\begin{array}{r} \text{TENS} \quad \text{ONES} \\ 8 \quad 3 \\ -4 \quad 9 \\ \hline \end{array}$
$\begin{array}{r} \text{TENS} \quad \text{ONES} \\ 6 \quad 1 \\ -1 \quad 3 \\ \hline \end{array}$	$\begin{array}{r} \text{TENS} \quad \text{ONES} \\ 8 \quad 4 \\ -2 \quad 7 \\ \hline \end{array}$	$\begin{array}{r} \text{TENS} \quad \text{ONES} \\ 6 \quad 4 \\ -5 \quad 9 \\ \hline \end{array}$	$\begin{array}{r} \text{TENS} \quad \text{ONES} \\ 8 \quad 4 \\ -2 \quad 6 \\ \hline \end{array}$	$\begin{array}{r} \text{TENS} \quad \text{ONES} \\ 7 \quad 6 \\ -4 \quad 6 \\ \hline \end{array}$

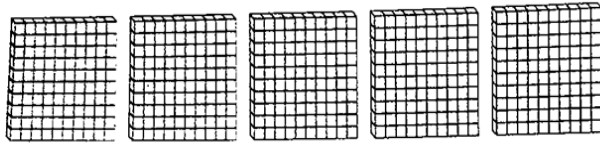
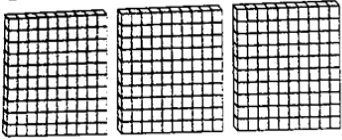
Q2 Add the following:

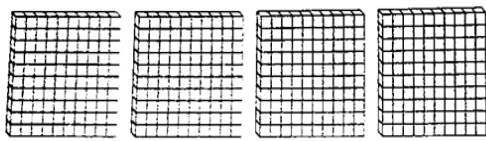
$\begin{array}{r} \text{H} \quad \text{T} \quad \text{O} \\ 5 \quad 6 \\ + 2 \quad 8 \\ \hline \end{array}$	$\begin{array}{r} \text{H} \quad \text{T} \quad \text{O} \\ 3 \quad 5 \\ + 4 \quad 8 \\ \hline \end{array}$	$\begin{array}{r} \text{H} \quad \text{T} \quad \text{O} \\ 4 \quad 8 \\ + 3 \quad 5 \\ \hline \end{array}$	$\begin{array}{r} \text{H} \quad \text{T} \quad \text{O} \\ 3 \quad 9 \\ + 3 \quad 7 \\ \hline \end{array}$	$\begin{array}{r} \text{H} \quad \text{T} \quad \text{O} \\ 4 \quad 7 \\ + 8 \quad 8 \\ \hline \end{array}$
$\begin{array}{r} \text{H} \quad \text{T} \quad \text{O} \\ 8 \quad 5 \\ + 9 \quad 7 \\ \hline \end{array}$	$\begin{array}{r} \text{H} \quad \text{T} \quad \text{O} \\ 7 \quad 6 \\ + 3 \quad 5 \\ \hline \end{array}$	$\begin{array}{r} \text{H} \quad \text{T} \quad \text{O} \\ 8 \quad 8 \\ + 7 \quad 5 \\ \hline \end{array}$	$\begin{array}{r} \text{H} \quad \text{T} \quad \text{O} \\ 7 \quad 9 \\ + 8 \quad 8 \\ \hline \end{array}$	$\begin{array}{r} \text{H} \quad \text{T} \quad \text{O} \\ 7 \quad 6 \\ + 7 \quad 5 \\ \hline \end{array}$

1. Count the blocks and write the numeral.









2. Read the numbers and write their number names.

654 _____

521 _____

309 _____

3. Count forward and write the numbers.

256	257	258						
-----	-----	-----	--	--	--	--	--	--

594	595			598				
-----	-----	--	--	-----	--	--	--	--

4. Count backward and write the numbers.

999	998	997						
-----	-----	-----	--	--	--	--	--	--

752	751	750						
-----	-----	-----	--	--	--	--	--	--

5. Write the place value of the underlined digits in the following numbers.

<u>2</u> 74	2 hundreds	200
9 <u>0</u> 5		
48 <u>6</u>		

6. Write the expanded form of these numbers.

254 _____
 651 _____
 750 _____
 824 _____
 901 _____

7. Compare the numbers and put the correct sign: $<$, $>$ or $=$.

25		195	354		160	569		552
123		145	741		741	254		452
304		340	815		818	640		604

8. Arrange the given numbers in ascending order.

365	241	50	236				
475	87	456	620				

9. Arrange the given numbers in descending order.

156	245	369	82				
420	236	980	752				

1)

संज्ञा

चित्र को ध्यान से देखकर खाली स्थान भरों।

(बकरी बादल आम पक्षी बेंच खिड़कियाँ)



- आकाश में तीन..... उड़ रहे हैं।
- चित्र मेंका एक पेड़ है।
- पेड़ के पास एक..... रखी है।
- सूरज..... के पीछे छिप गया है।
- घर में तीन नीले रंग की..... है।
- चित्र में.....घास खा रही है।

2) प्रश्नों के उत्तर दीजिए-

1. जनवरी के बाद आने वाला महीना _____

2. अगस्त के पहले का महीना _____

3. वर्ष का छठा महीना _____

4. सितंबर के बाद आने वाला महीना _____

3)

सही विलोम शब्द चुनिए :

रात

गंदा

नीचे

उधर

ठंडा

पतला

छोटा

रोना

बुरा

बाहर

अंदर

-

ऊपर

-

गरम

-

दिन

-

मोटा

-

इधर

-

साफ़

-

अच्छा

-

बड़ा

-

हँसना

-

4) सर्वनाम शब्दों पर गोला लगाइए-

1. रवि मेरा दोस्त है!

2. वह ठीक समय पर स्कूल जाता है!

3. अध्यापक उसे प्यार करते हैं!

4. उसके पिता इंजीनियर हैं !

5. उसकी मां डॉक्टर है!

6. उसका घर बहुत बड़ा है!

7. हम कल दिल्ली जाएंगे!

8. अभी मुझे बाजार जाना है!

9. मैं सिनेमा देख रहा हूँ!

10. तुम क्या कर रहे हो!

5)

वचन बदलिए

बिल्ली	-	<input type="text"/>
कहानी	-	<input type="text"/>
थैला	-	<input type="text"/>
कविता	-	<input type="text"/>
वस्तु	-	<input type="text"/>
गुड़िया	-	<input type="text"/>
जाति	-	<input type="text"/>
पंक्ति	-	<input type="text"/>
मुर्गा	-	<input type="text"/>
कुर्ता	-	<input type="text"/>

जातियाँ

पंक्तियाँ

मुर्गे

गुड़ियाँ

कहानियाँ

बिल्लियाँ

कुर्ते

वस्तुएँ

कविताएँ

थैले

7)

अपठित गद्यांश-

एक बार एक छोटी सी तितली बाग में इधर-उधर फूलों पर मंडरा रही थी ! तितली के पंख बहुत कोमल और रंग बिरंगे थे! उसके 6 पैर थे ! तितली फूलों का रस पी रही थी ! तितलियां बच्चों को बहुत अच्छी लगती हैं सचमुच तितली बाग की रानी कहलाती है



क) प्रश्नों के उत्तर दीजिए-

1. तितली कहां मंडरा रही थी?

2. तितली के पंख कैसे होते हैं ?

3. बाग की रानी कौन कहलाती है?

ख) वाक्य पूरा कीजिए

1. तितली _____ का रस पी रही थी

2. _____ बच्चों को बहुत अच्छी लगती है

E.V.S Worksheet

1) Fill in the blanks:-

- a) There are _____ colours in rainbow.
- b) _____ is our planet.
- c) _____ twinkle at night.
- d) The sun rises in the _____ and sets in _____.
- e) The _____ is a huge ball of fire. f) The _____ changes its shape every night.
- g) Dark clouds bring _____.

2) Write the functions of the following body organs:-

- a) EYES _____
- b) EARS _____
- c) NOSE _____
- d) TONGUE _____
- e) SKIN _____
- f) HEART _____
- g) STOMACH _____
- h) BRAIN _____
- i) LUNGS _____

Tick (✓) the correct picture.

I hear with my  or 

I smell with my  or 

I taste with my  or 

I feel with my  or 



1. My hands help me to



Sing



Sleep



Write

2. My eyes help me to



Swim



Dance



Reading

3. My feet help me to



Skate



Paint



Kick

1. Unscramble the letters to make meaningful words:-

- a) risset—
- b) napgradernt—
- c) ylifma—
- d) lebceartse—
- e) hilnerdc—
- f) uocsni—

FAMILY

I D D M N Q X N B G G E L K Q B C I
N H A Q V M L S J R R T O P G A I T
S C U N C L E F V A A J W E C B X Y
Z F A T H E R W M N N Z O T E Y V J
Z A U N T Z F L O D D C T W B A Z G
W S J I N T D H N M F O R Y R V M E
I I Y S B G V F V O A U W V O S R G
B S J F L W K R Z T T S W S T G D F
M T D U I E N N F H H I E J H E W D
N E X W C Y L Y L E E N Y Q E X B O
A R I Y W J U J M R R G W G R T Q Q
R W V B W G I G M O T H E R Y Y Q J

FATHER

BROTHER

GRANDFATHER

GRANDMOTHER

MOTHER

SISTER

AUNT

UNCLE

PET

BABY



2. Draw a happy face ☺ for each thing you do and a sad face ☹ for the thing you don't do

- a) Take grandparents for a walk. _____
- b) Read a newspaper for a blind friend. _____
- c) Serve food and water to old guest. _____
- d) Help your grandparents. _____
- e) Invite special people to my birthday party . _____
- f) Offer seat to old people in a bus. _____

Worksheet 31. Match the name with place

Police Station



Church



Hospital



School



Fire Station



Restaurant



Supermarket



Park

Holidays Homework

English: -

1. Make vocabulary list of 20 words from your Learning Hub Book. Write meaning of each and try to make two sentences of each word.
2. Do listening skill activity of chapter 1 to 6 from the Oxford app. (my bag)
3. Learn all work done till date in class .
4. Revise all grammar Topics done in class.
5. Do the work given in assignment sheet in holidays homework notebook neatly and properly.

Maths:-

1. Revise all the work done till date in class.
2. Learn Tables from 2 to 10.

- **English** : Underline all the common nouns and circle the proper nouns in chapter 1 "Too big too small".

Project Work

Roll no 1 to 6:-

1. Make a project on healthy and unhealthy food.
2. Make a model of wall clock.
3. विलोम शब्द का 2-D मॉडल बनाओ

Roll no. 7 to 12:

1. Make a MODEL OF Abacus .
2. Make flash card to show different signs of punctuation like Full stop, Question mark etc.
3. Make a project on things we get from plants.

Roll no.13 to 17:-

- 1.Make first aid box using a shoe box.
- 2.Make wrist watch using paper cup.
3. संज्ञा शब्दों का मॉडल बनाओ

Roll no. 18 to 22:-

- 1.Make a chart to show different words like in on under behind above & paste pictures for this.
- 2 Make a working model to show subtraction.
- 3 Make a model of Parts of plant.

Roll no. 23 to 30-

- 1.Make a project on houses we live in.
- 2.Make a model of number line to show addition using card board , thread ,bead etc.
3. पर्यायवाची शब्द का मॉडल बनाओ

Art & Crafts

Roll No 1 to 15

- Make a wall hanging using cardboard in the shape of butterfly.

Roll No 16 to 30

- Make a wall hanging using cardboard in the shape of flowers