



SUMMER VACATION

Holiday Homework

Grade - K G I



10

9



A decorative border surrounds the text, featuring various colorful icons related to education and science. On the left side, there is a blue book, a white cloud with a lightning bolt, a yellow owl wearing a blue graduation cap, a pair of orange glasses, a yellow paper airplane, a yellow smartphone, an open book, a green key, a green book, a brown satchel, and a pair of scissors. On the right side, there is a green globe, a green calculator, a green paper airplane, a green flask, a green ruler, a red boot, a green grid with 'X' and 'O' marks, a molecular structure diagram, a green magnifying glass, and a green document. At the bottom, there are icons for a blue pencil, a green test tube, a green leaf, a blue triangle with vertices labeled 'A' and 'B', a blue atom, a blue egg, a blue arrow, and a blue pencil.

VIRTUAL DAYCATION

(Increasing Skills in the new normal)

Date:-17th may to 28th may ,2021

Classes:-Nursery, kg-I & kg-II

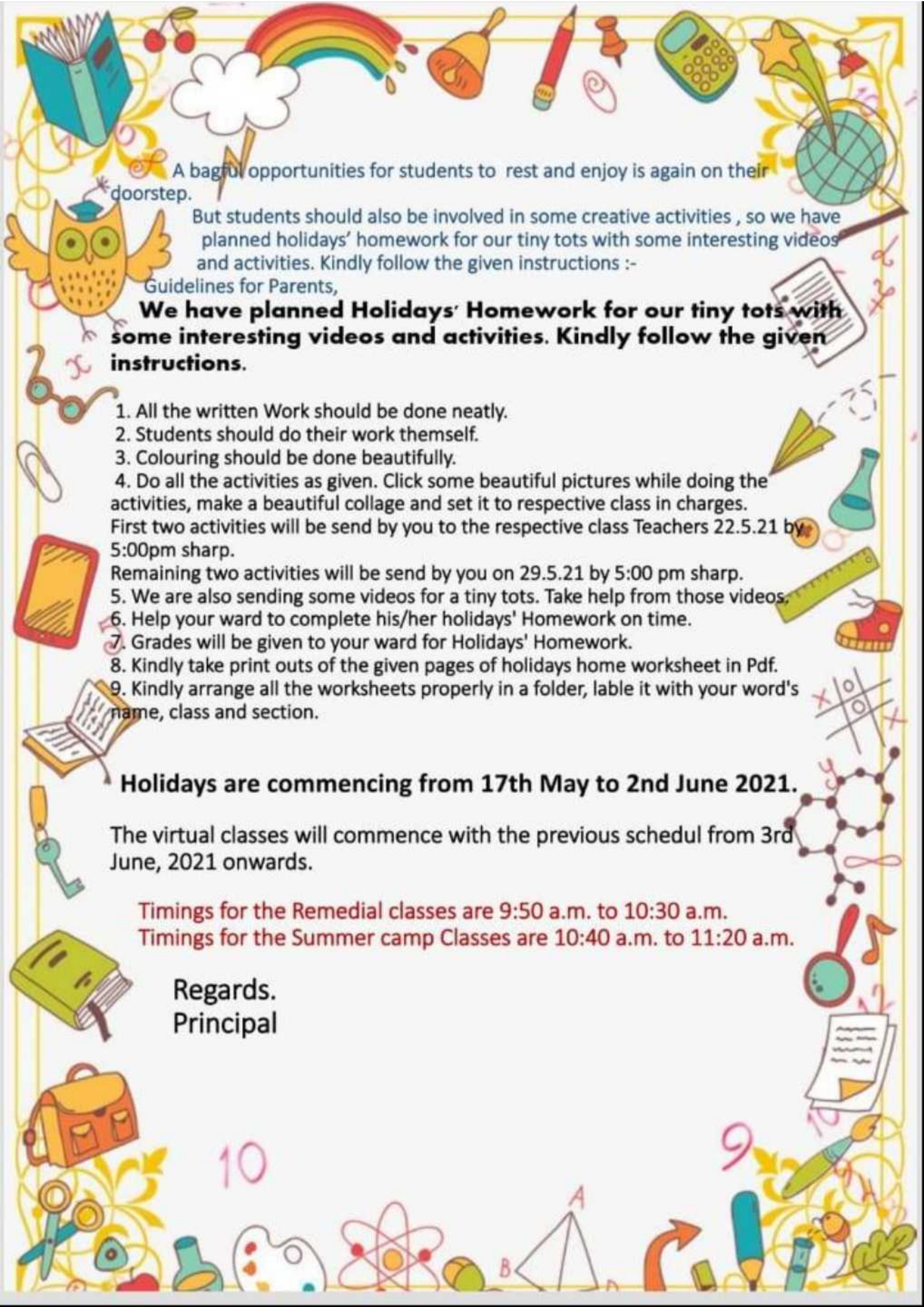
ACTIVITIES OFFERED

•SKILLS IN FOCUS - FINE MOTORS AND GROSS MOTOR SKILLS

- * LSRW- LET'S LEARN TO CONVERSE IN ENGLISH
- * ACTION REPLAY - STORY ROLE PLAY
- * YOGA ON THE GO

•**Description and zoom meeting ID for the respective classes will be shared through the class**

WhatsApp group.



A bagful opportunities for students to rest and enjoy is again on their doorstep.

But students should also be involved in some creative activities , so we have planned holidays' homework for our tiny tots with some interesting videos and activities. Kindly follow the given instructions :-

Guidelines for Parents,

We have planned Holidays' Homework for our tiny tots with some interesting videos and activities. Kindly follow the given instructions.

1. All the written Work should be done neatly.
2. Students should do their work themself.
3. Colouring should be done beautifully.
4. Do all the activities as given. Click some beautiful pictures while doing the activities, make a beautiful collage and set it to respective class in charges. First two activities will be send by you to the respective class Teachers 22.5.21 by 5:00pm sharp.
5. Remaining two activities will be send by you on 29.5.21 by 5:00 pm sharp.
6. We are also sending some videos for a tiny tots. Take help from those videos.
7. Help your ward to complete his/her holidays' Homework on time.
8. Grades will be given to your ward for Holidays' Homework.
9. Kindly take print outs of the given pages of holidays home worksheet in Pdf.
9. Kindly arrange all the worksheets properly in a folder, lable it with your word's name, class and section.

Holidays are commencing from 17th May to 2nd June 2021.

The virtual classes will commence with the previous schedul from 3rd June, 2021 onwards.

Timings for the Remedial classes are 9:50 a.m. to 10:30 a.m.

Timings for the Summer camp Classes are 10:40 a.m. to 11:20 a.m.

Regards.
Principal

10

9

MATHS ASSIGNMENT

Topic : Missing numbers

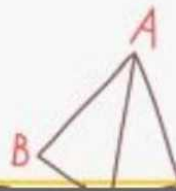
Skills: Writing

The image shows three counting paths on a tree. Each path starts with a small figure of a child. The paths are:

- Path 1: 1, [], 3, [], 5, [], 7, [], 9, []
- Path 2: [], 2, [], [], 4, [], 6, [], 8, [], 10
- Path 3: 1, [], [], [], [], 5, [], [], [], [], 10

Learning Objects: Understanding Counting

10



HINDI ASSIGNMENT

Topic: सही वर्ण में रंग भरो

Skills : Recognition

Instructions : चित्र देखकर सही वर्ण में रंग भरो



फ

ल

क

क

फ

क

ल

क

Learning Objects: क वर्ण की पहचान

ENGLISH ASSIGNMENT

Topic: Circle the matching lower case letter

Skills : Recognition

Circle the matching lowercase letter in each row.

A	c	a	e	h
B	v	n	b	l
C	a	w	e	c
D	d	l	t	u
E	b	m	e	a
F	e	o	f	z

Learning Objects: Understanding upper and lower case letters.

MATHS ASSIGNMENT

Topic: What comes before and after

Skills: Thinking

Before and After Numbers

Write the numbers that come before and after.

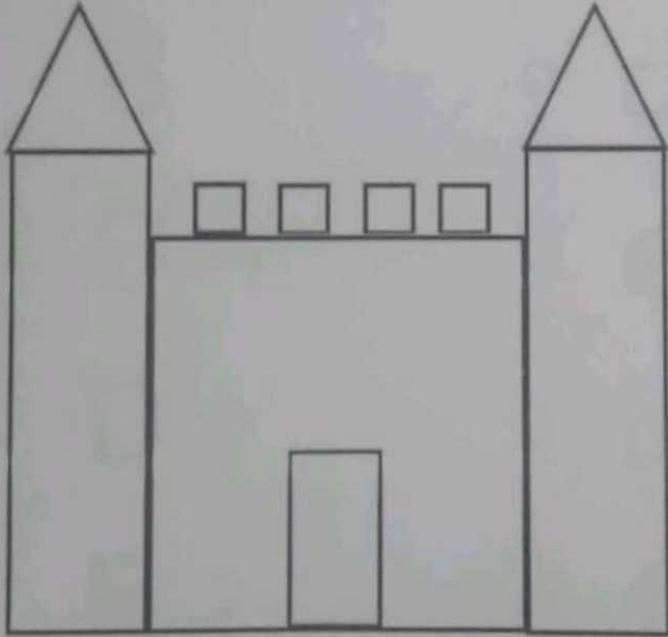
7 8 9	5
3	7
6	2
9	4


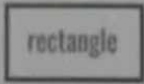

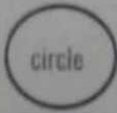
Learning Objects: Identification

DRAWING ASSIGNMENT
Topic: Colouring
Skills: Fine motor development

Shape Coloring

Color in each shape according to the chart.



	= red		= green
	= blue		Yellow

MARY MARTHA MAMA

Learning Outcomes: Colour recognition

ENGLISH ASSIGNMENT
Topic: Matching
Skills : Recognition and Writing

Match the uppercase letter to its lowercase.

A	<input type="radio"/>	<input type="radio"/>	b
B	<input type="radio"/>	<input type="radio"/>	d
C	<input type="radio"/>	<input type="radio"/>	e
D	<input type="radio"/>	<input type="radio"/>	a
E	<input type="radio"/>	<input type="radio"/>	f
F	<input type="radio"/>	<input type="radio"/>	c

Learning Objects: Understanding upper and lower case letters.

HINDI ASSIGNMENT

Topic: व्यंजन (क)

Skills : Writing

Instructions : बिंदुओ को मिलाकर क व्यंजन लिखिए

क क क क क क क

क क क क क क क

Learning Objects: क व्यंजन की पहचान